

Liquidity keeps going up

Market Overview

In the previous week, the liquidity of the CWs market maintained to experience an increase in the number of CWs, with a trading volume was 280 million warrants, up 18% WoW. With trading value by an underlying asset, covered warrants that HPG and STB as the underlying asset attracted the most trading interest, recording nearly 40% of total trading volume. Trading interest also spreads to other CWs with different underlying assets such as VPB, VRE, and VHM, signaling the active market environment where trading opportunities are rich. By tickers, CSTB2225, CSTB2310, and CSTB2321 attracted the most trading interest.

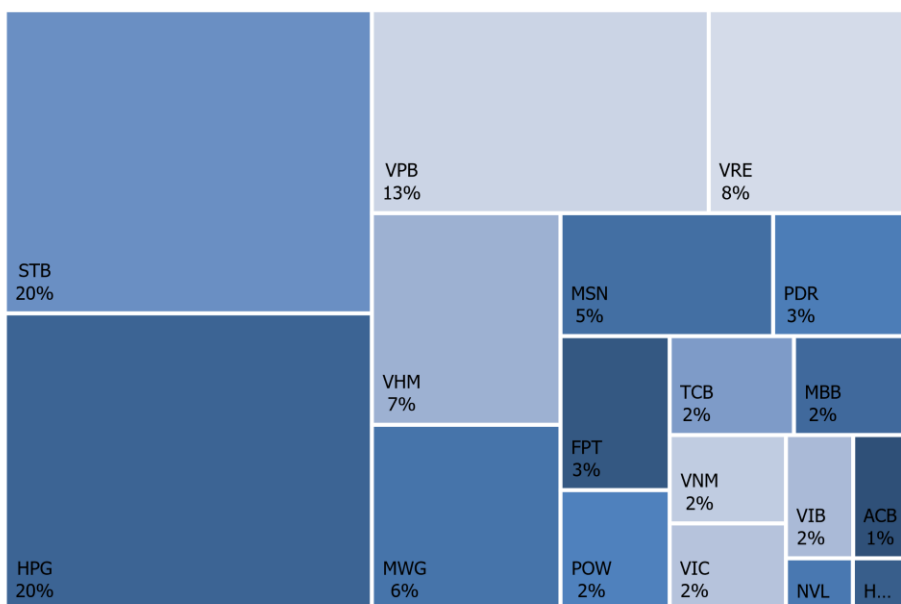
Foreign trading activity

The foreign selling pressure declined significantly when the net sell value was recorded at VND2.5bn. By underlying asset, covered warrants which have STB as the underlying asset absorbed the highest trading value from foreigners, accounting for 40% of foreign trading volume, followed by PDR and HPG.

Although an increase in liquidity, the concentrate level was recorded at a high level as almost all trading activities only focused on specific warrants with certain underlying assets. Besides, foreign's selling pressure decreased but still recorded the 7th consecutive net sell value week. In general, the CWs market showed improvement compared to the previous week, however, the adjustment pressure from the underlying market still negatively impacted the CWs market.

Note: The covered warrant market is commonly used for short-term trading which means volatility level is extremely high. Notably, covered warrant has the positive correlation with its underlying, the short-term fluctuation in the underlying price could lead to the big move in covered warrant.

Figure 1. CW trading value by underlying asset



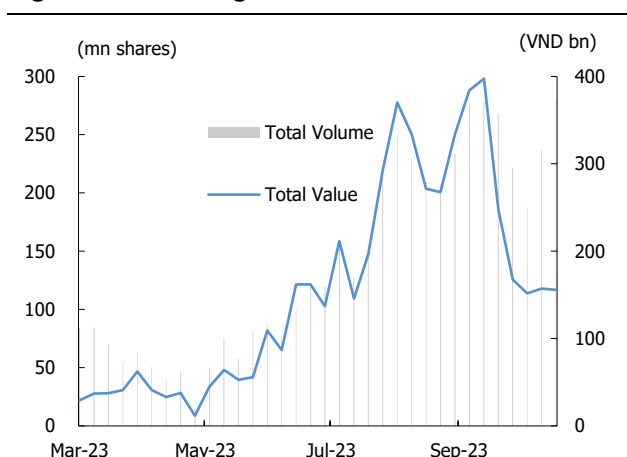
Source: FiinPro, KIS

Table 1. Weekly market overview

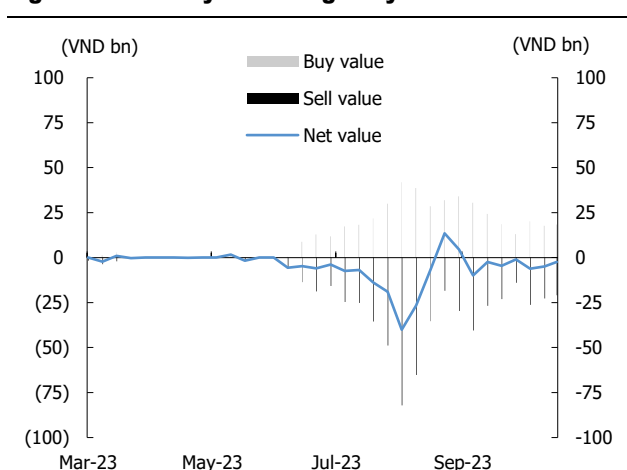
Number of CW	184
Trading volume (share mn)	279,985,536
Trading value (VNDbn)	156
Increasing CW	27
Decreasing CW	81
Unchanged CW	65

Source: Fiinpro, KIS

KIS Research
Researchdept@kisvn.vn

Figure 2. CW trading value and volume

Source: FiinPro, KIS

Figure 3. Weekly net foreign buy/sell

Source: FiinPro, KIS

Table 3. Top 10 foreign net buys

(VND, %WoW, VNDbn)

Ticker	Last Trading Date	Price	% Chg	Buy	Sell	Net
CPDR2305	24/06/2024			2.0	(0.1)	1.9
CPDR2303	22/03/2024	1,760	23.9	2.4	(0.8)	1.7
CPDR2302	21/11/2023	1,170	1.7	1.8	(1.3)	0.6
CHPG2316	20/09/2024	770	1.3	0.6	(0.2)	0.4
CHPG2308	27/10/2023			0.8	(0.4)	0.4
CVNM2303	29/11/2023	360	(7.7)	0.6	(0.3)	0.3
CHPG2307	29/12/2023	600		0.6	(0.4)	0.2
CVNM2301	27/10/2023			0.1	(0.0)	0.1
CHPG2313	28/02/2024	720		0.6	(0.5)	0.1
CMSN2305	28/02/2024	240	(11.1)	0.1	(0.0)	0.0

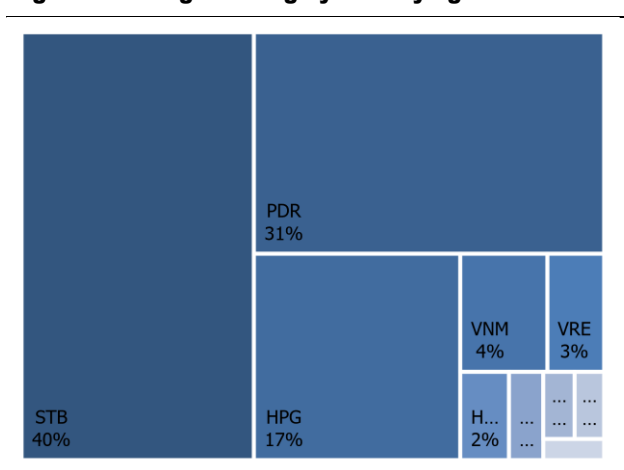
Source: FiinPro, KIS

Table 2. Top 10 trading value

(VND, %WoW, VNDbn)

Ticker	Last Trading Date	Price	% Chg	Trading value
CSTB2225	30/10/2023	4,100	(4.0)	21.2
CSTB2310	28/02/2024	-	-	6.6
CSTB2321	29/01/2024	650	(7.1)	6.2
CVPB2307	01/12/2023	150	(16.7)	4.9
CFPT2306	01/12/2023	1,260	(6.0)	4.2
CTCB2302	22/05/2024	1,700	2.4	4.0
CHPG2326	03/05/2024	390	-	3.9
CPDR2304	22/12/2023	1,450	-	3.7
CMWG2305	22/05/2024	2,530	(6.3)	3.7
CFPT2307	29/01/2024	1,520	(3.8)	3.6

Source: FiinPro, KIS

Figure 4. Foreign trading by underlying asset

Source: FiinPro, KIS

Table 4. Top 10 foreign net sells

(VND, %WoW, VNDbn)

Ticker	Last Trading Date	Price	% Chg	Buy	Sell	Net
CSTB2309	29/12/2023	340	(26.1)	0.2	(2.9)	(2.6)
CSTB2314	23/02/2024	450	(13.5)	0.0	(1.7)	(1.7)
CPDR2304	22/12/2023	1,450		1.2	(2.4)	(1.2)
CSTB2310	28/02/2024			2.9	(3.7)	(0.8)
CSTB2308	29/11/2023	460	(9.8)	0.6	(1.1)	(0.4)
CHPG2317	23/02/2024	380	2.7	0.0	(0.3)	(0.3)
CHPG2311	29/11/2023	680		0.6	(0.9)	(0.2)
CVRE2308	24/06/2024	320	(11.1)	0.2	(0.4)	(0.2)
CSTB2316	24/06/2024	590	(4.8)	0.1	(0.3)	(0.2)
CHPG2319	24/06/2024	510	2.0	0.1	(0.3)	(0.1)

Source: FiinPro, KIS

Table 5. Covered warrant statistic by VN30 constituent

(VNDbn, %, Shares)

Underlying asset	Name	Industry	Market Cap	Foreign ownership	CW number	CW market cap	CW trading value	CW trading volume
ACB	Asia Commercial Bank	Financials	83,701.3	30.0%	3	19,100.0	2.8	6,110,300.0
BCM	Becamex IDC Corp.	Real Estate	61,065.0	2.3%				
BID	BIDV	Financials	212,458.0	17.2%				
BVH	Bao Viet Group	Financials	29,321.7	26.5%				
CTG	VietinBank	Financials	135,522.2	27.2%				
FPT	FPT Corp	Information Technology	110,487.3	49.0%	10	100,510.0	17.2	7,748,902.0
GAS	PetroVietnam Gas	Utilities	178,227.0	2.9%				
GVR	Viet Nam Rubber Group	Materials	77,200.0	0.3%				
HDB	HDBank	Financials	49,896.5	19.6%	6	5,720.0	1.0	2,059,800.0
HPG	Hoa Phat Group	Materials	135,775.2	24.8%	25	131,240.0	29.7	53,813,676.0
MBB	MBBank	Financials	90,985.8	23.2%	10	40,150.0	2.8	4,436,650.0
MSN	Masan Group	Consumer Staples	82,702.7	29.3%	10	8,890.0	3.9	10,770,521.0
MWG	Mobile World Investment	Consumer Discretionary	61,427.5	47.1%	10	93,870.0	16.3	20,804,211.0
SHB	SH Bank	Financials	37,274.7	6.1%				
SSB	SeABank	Financials	62,692.0	0.1%				
PLX	Petrolimex	Energy	41,929.5	16.9%				
POW	PV Power	Utilities	25,760.6	4.7%	10	6,230.0	1.5	7,716,400.0
SAB	SABECO	Consumer Staples	80,929.7	61.9%				
SSI	SSI Securities Corp.	Financials	44,149.6	43.9%				
STB	Sacombank	Financials	54,105.7	23.5%	23	85,820.0	28.0	32,225,700.0
TCB	Techcombank	Financials	103,934.4	22.5%	8	4,410.0	4.4	4,298,000.0
TPB	TPBank	Financials	35,666.5	29.8%	1	580.0	0.0	75,700.0
VCB	Vietcombank	Financials	475,072.8	23.5%				
VHM	Vinhomes	Real Estate	170,691.2	24.9%	11	14,000.0	5.1	16,312,400.0
VIB	VIBBank	Financials	45,916.2	20.5%	2	10,820.0	1.6	6,427,637.0
VIC	VinGroup	Real Estate	158,659.7	12.6%	7	1,500.0	0.9	4,383,200.0
VJC	Vietjet Air	Industrials	54,052.8	17.5%				
VNM	Vinamilk	Consumer Staples	142,117.0	55.2%	7	7,710.0	2.8	4,264,700.0
VPB	VPBank	Financials	160,265.3	16.1%	9	49,496.0	20.7	28,903,725.0
VRE	Vincom Retail	Real Estate	52,036.1	32.5%	11	57,890.0	3.8	16,987,680.0

Source: Bloomberg, Fiiipro, KIS

CW: Covered warrant

Table 6. Trading Covered warrant on HSX

(VND, %)

No	CW Code	Covered Warrant			Underlying asset			% Premium	Time to maturity	Last Trading Date	
		Executive ratio	Issue price	Closing price	Underlying	Exercise price	Breakeven price				Closing price
1	CHDB2301	3.4815 : 1	1,000		HDB			17,150		27/10/2023	
2	CHPG2308	4.0000 : 1	1,000		HPG			23,400		27/10/2023	
3	CMSN2301	10.0000 : 1	1,000		MSN			56,500		27/10/2023	
4	CNVL2301	4.0000 : 1	1,000		NVL			13,100		27/10/2023	
5	CPDR2301	4.0000 : 1	1,000		PDR			23,050		27/10/2023	
6	CPOW2301	2.0000 : 1	1,000		POW			10,950		27/10/2023	
7	CSTB2304	5.0000 : 1	1,000		STB			28,550		27/10/2023	
8	CVHM2301	8.0000 : 1	1,000		VHM			38,950		27/10/2023	
9	CVIC2301	8.0000 : 1	1,000		VIC			40,150		27/10/2023	
10	CVNM2301	9.6846 : 1	1,000		VNM			67,200		27/10/2023	
11	CVRE2302	5.0000 : 1	1,000		VRE			22,450		27/10/2023	
12	CFPT2214	8.4983 : 1	1,900		FPT	64,588	87,703	86,300	1.0	2	30/10/2023
13	CHPG2227	2.0000 : 1	2,400		HPG	20,500	23,380	23,400	0.6	2	30/10/2023
14	CMBB2215	1.6965 : 1	2,500	1,260	MBB	15,269	17,407	17,300	0.7	2	30/10/2023
15	CMWG2215	9.9049 : 1	1,300	20	MWG	44,572	44,770	40,950	(5.5)	2	30/10/2023
16	CSTB2225	2.0000 : 1	2,900	4,100	STB	20,500	28,700	28,550	1.0	2	30/10/2023
17	CTCB2216	4.0000 : 1	1,800		TCB	27,500	29,780	28,950	1.3	2	30/10/2023
18	CVHM2220	5.0000 : 1	3,000	10	VHM	58,000	58,050	38,950	(27.8)	2	30/10/2023
19	CVRE2221	4.0000 : 1	2,100	10	VRE	32,500	32,540	22,450	(24.4)	2	30/10/2023
20	CFPT2303	8.4983 : 1	1,510	1,610	FPT	73,085	86,767	86,300	2.1	10	07/11/2023
21	CHPG2306	3.0000 : 1	1,380	1,190	HPG	20,000	23,570	23,400	(0.2)	10	07/11/2023
22	CMWG2302	5.9430 : 1	1,350	40	MWG	49,525	49,763	40,950	(15.0)	10	07/11/2023
23	CSTB2303	2.0000 : 1	4,500		STB	22,000	29,560	28,550	(2.0)	10	07/11/2023
24	CHDB2302	3.4815 : 1	1,000	380	HDB	16,536	17,859	17,150	(3.2)	24	21/11/2023
25	CNVL2302	4.0000 : 1	1,000	170	NVL	16,333	17,013	13,100	(21.5)	24	21/11/2023
26	CPDR2302	4.0000 : 1	1,100	1,170	PDR	18,666	23,346	23,050	0.4	24	21/11/2023
27	CPOW2302	2.0000 : 1	1,000		POW	14,333	14,433	10,950	(23.6)	24	21/11/2023
28	CVIC2302	8.0000 : 1	1,000		VIC	55,666	56,466	40,150	(25.1)	24	21/11/2023
29	CSTB2311	2.0000 : 1	1,700	1,080	STB	27,700	29,860	28,550	(2.9)	31	28/11/2023
30	CHPG2311	4.0000 : 1	1,100	680	HPG	21,234	23,954	23,400	(1.8)	32	29/11/2023
31	CMSN2304	10.0000 : 1	1,200	70	MSN	75,678	76,378	56,500	(19.2)	32	29/11/2023
32	CSTB2308	5.0000 : 1	1,100	460	STB	27,799	30,099	28,550	(3.7)	32	29/11/2023
33	CVHM2304	8.0000 : 1	1,100		VHM	53,555	54,035	38,950	(22.5)	32	29/11/2023
34	CVNM2303	9.6846 : 1	1,000	360	VNM	67,791	71,277	67,200	(4.2)	32	29/11/2023
35	CVRE2305	5.0000 : 1	1,100		VRE	27,111	27,611	22,450	(10.9)	32	29/11/2023
36	CACB2302	4.0000 : 1	1,000	240	ACB	22,000	22,960	21,450	(6.0)	35	01/12/2023
37	CFPT2306	7.9075 : 1	1,700	1,260	FPT	78,087	88,050	86,300	0.6	35	01/12/2023
38	CHPG2323	4.0000 : 1	1,100	130	HPG	26,000	26,520	23,400	(11.3)	35	01/12/2023
39	CMBB2307	4.0000 : 1	1,000	150	MBB	18,000	18,600	17,300	(5.8)	35	01/12/2023
40	CMSN2308	8.0000 : 1	2,000	40	MSN	80,000	80,320	56,500	(23.2)	35	01/12/2023
41	CMWG2306	8.0000 : 1	1,000	80	MWG	50,000	50,640	40,950	(16.5)	35	01/12/2023
42	CSTB2320	4.0000 : 1	1,100	400	STB	28,500	30,100	28,550	(3.7)	35	01/12/2023
43	CTCB2303	4.0000 : 1	1,200	90	TCB	33,500	33,860	28,950	(10.9)	35	01/12/2023
44	CVHM2308	8.0000 : 1	1,100	30	VHM	61,000	61,240	38,950	(31.6)	35	01/12/2023
45	CVIB2303	4.0000 : 1	1,000	100	VIB	20,500	20,900	18,100	(13.5)	35	01/12/2023
46	CVIC2307	8.0000 : 1	1,000	100	VIC	58,500	59,300	40,150	(28.7)	35	01/12/2023
47	CVNM2307	8.0000 : 1	1,100	100	VNM	75,000	75,800	67,200	(9.9)	35	01/12/2023
48	CVPB2307	4.0000 : 1	1,000	150	VPB	21,500	22,100	19,900	(7.4)	35	01/12/2023
49	CVRE2309	6.0000 : 1	1,000	60	VRE	29,000	29,360	22,450	(16.2)	35	01/12/2023
50	CFPT2304	9.8844 : 1	2,700	1,650	FPT	71,168	87,477	86,300	1.3	49	15/12/2023

51	CHPG2320	2.0000	: 1	2,900	270	HPG	27,000	27,540	23,400	(14.6)	49	15/12/2023
52	CPOW2307	2.0000	: 1	1,800	70	POW	13,500	13,640	10,950	(19.1)	49	15/12/2023
53	CSTB2317	3.0000	: 1	2,600	510	STB	30,000	31,530	28,550	(8.1)	49	15/12/2023
54	CVPB2306	2.0000	: 1	2,800	730	VPB	20,000	21,460	19,900	(4.6)	49	15/12/2023
55	CNVL2304	4.0000	: 1	1,100	300	NVL	15,555	16,755	13,100	(20.3)	57	22/12/2023
56	CPDR2304	4.0000	: 1	1,100	1,450	PDR	17,999	23,799	23,050	(1.5)	57	22/12/2023
57	CHDB2303	3.4815	: 1	1,000	430	HDB	17,504	19,001	17,150	(9.0)	56	22/12/2023
58	CPOW2303	2.0000	: 1	1,100		POW	15,333	15,533	10,950	(29.0)	56	22/12/2023
59	CVIC2303	8.0000	: 1	1,100		VIC	57,777	60,737	40,150	(30.4)	56	22/12/2023
60	CHPG2312	4.0000	: 1	1,000	460	HPG	23,777	25,617	23,400	(8.2)	64	29/12/2023
61	CSTB2309	5.0000	: 1	1,000	340	STB	30,555	32,255	28,550	(10.2)	64	29/12/2023
62	CHPG2307	4.0000	: 1	1,000	600	HPG	22,666	25,066	23,400	(6.2)	64	29/12/2023
63	CMBB2305	8.4825	: 1	1,000		MBB	14,419	18,491	17,300	(5.2)	64	29/12/2023
64	CMWG2304	19.8099	: 1	1,000		MWG	33,676	44,373	40,950	(4.7)	64	29/12/2023
65	CSTB2305	5.0000	: 1	1,000	490	STB	29,111	31,561	28,550	(8.2)	64	29/12/2023
66	CTPB2303	7.1875	: 1	1,000	290	TPB	15,812	17,896	16,100	(8.5)	64	29/12/2023
67	CVPB2304	16.0000	: 1	1,000	290	VPB	16,999	21,639	19,900	(5.4)	64	29/12/2023
68	CHPG2324	4.0000	: 1	1,200	180	HPG	26,000	26,720	23,400	(12.0)	67	03/01/2024
69	CFPT2308	7.9075	: 1	1,400	1,430	FPT	80,064	91,372	86,300	(3.0)	86	22/01/2024
70	CHPG2327	2.0000	: 1	2,200	400	HPG	29,000	29,800	23,400	(21.1)	86	22/01/2024
71	CMBB2310	2.0000	: 1	1,400		MBB	19,000	20,300	17,300	(13.6)	86	22/01/2024
72	CMSN2310	8.0000	: 1	1,700	70	MSN	83,000	83,560	56,500	(26.1)	86	22/01/2024
73	CMWG2308	4.9525	: 1	1,800		MWG	52,001	53,685	40,950	(21.2)	86	22/01/2024
74	CPOW2310	1.0000	: 1	2,000		POW	14,000	14,340	10,950	(23.1)	86	22/01/2024
75	CSTB2323	4.0000	: 1	1,200	850	STB	29,000	32,400	28,550	(10.6)	86	22/01/2024
76	CTCB2305	4.0000	: 1	1,400	500	TCB	32,000	34,000	28,950	(11.3)	86	22/01/2024
77	CVHM2310	5.0000	: 1	2,000	130	VHM	59,000	59,650	38,950	(29.8)	86	22/01/2024
78	CVPB2310	2.0000	: 1	1,800		VPB	21,500	23,040	19,900	(11.2)	86	22/01/2024
79	CVRE2311	4.0000	: 1	1,100	150	VRE	29,000	29,600	22,450	(16.9)	86	22/01/2024
80	CACB2303	4.0000	: 1	1,000	390	ACB	22,500	24,060	21,450	(10.3)	93	29/01/2024
81	CFPT2307	7.9075	: 1	1,900	1,520	FPT	79,075	91,094	86,300	(2.7)	93	29/01/2024
82	CHPG2325	4.0000	: 1	1,100	170	HPG	27,500	28,180	23,400	(16.5)	93	29/01/2024
83	CMBB2308	4.0000	: 1	1,000	260	MBB	18,500	19,540	17,300	(10.3)	93	29/01/2024
84	CMSN2309	8.0000	: 1	1,900	90	MSN	85,000	85,720	56,500	(28.0)	93	29/01/2024
85	CMWG2307	8.0000	: 1	1,100	300	MWG	50,000	52,400	40,950	(19.3)	93	29/01/2024
86	CSTB2321	4.0000	: 1	1,200	650	STB	29,000	31,600	28,550	(8.3)	93	29/01/2024
87	CTCB2304	4.0000	: 1	1,300	260	TCB	34,500	35,540	28,950	(15.1)	93	29/01/2024
88	CVHM2309	8.0000	: 1	1,300	70	VHM	62,000	62,560	38,950	(33.0)	93	29/01/2024
89	CVPB2308	4.0000	: 1	1,000	270	VPB	22,000	23,080	19,900	(11.3)	93	29/01/2024
90	CVRE2310	6.0000	: 1	1,000	70	VRE	30,000	30,420	22,450	(19.1)	93	29/01/2024
91	CFPT2312	4.9422	: 1			FPT	91,529	101,315	86,300	(12.5)	108	13/02/2024
92	CMSN2312	5.0000	: 1		180	MSN	98,100	99,000	56,500	(37.7)	108	13/02/2024
93	CMWG2311	3.0000	: 1		220	MWG	58,900	59,560	40,950	(29.0)	108	13/02/2024
94	CPOW2311	1.0000	: 1		180	POW	15,500	15,680	10,950	(29.7)	108	13/02/2024
95	CVNM2309	5.0000	: 1		340	VNM	82,000	83,700	67,200	(18.4)	108	13/02/2024
96	CVPB2313	2.0000	: 1		530	VPB	24,200	25,260	19,900	(19.0)	108	13/02/2024
97	CVRE2314	3.0000	: 1		180	VRE	34,100	34,640	22,450	(29.0)	108	13/02/2024
98	CHDB2305	3.4815	: 1	1,100	570	HDB	18,471	20,455	17,150	(15.5)	119	23/02/2024
99	CHPG2317	4.0000	: 1	1,200	380	HPG	26,888	28,408	23,400	(17.2)	119	23/02/2024
100	CMSN2306	10.0000	: 1	1,200	180	MSN	79,999	81,799	56,500	(24.5)	119	23/02/2024
101	CPOW2305	2.0000	: 1	1,200	170	POW	14,999	15,339	10,950	(28.1)	119	23/02/2024
102	CSTB2314	5.0000	: 1	1,100	450	STB	32,222	34,472	28,550	(15.9)	119	23/02/2024
103	CVHM2306	8.0000	: 1	1,100		VHM	60,666	62,266	38,950	(32.7)	119	23/02/2024
104	CVIC2305	8.0000	: 1	1,100		VIC	61,111	63,511	40,150	(33.4)	119	23/02/2024

105	CVNM2305	9.6846	: 1	1,100	620	VNM	71,020	77,024	67,200	(11.3)	119	23/02/2024
106	CVRE2307	5.0000	: 1	1,100	130	VRE	30,333	30,983	22,450	(20.6)	119	23/02/2024
107	CHPG2314	2.0000	: 1	1,500	2,230	HPG	21,450	25,910	23,400	(9.2)	122	27/02/2024
108	CHPG2313	4.0000	: 1	1,100	720	HPG	23,333	26,213	23,400	(10.3)	123	28/02/2024
109	CMSN2305	10.0000	: 1	1,300	240	MSN	76,789	79,189	56,500	(22.1)	123	28/02/2024
110	CSTB2310	5.0000	: 1	1,200		STB	30,333	33,483	28,550	(13.4)	123	28/02/2024
111	CVHM2305	8.0000	: 1	1,200	300	VHM	57,777	60,177	38,950	(30.4)	123	28/02/2024
112	CVNM2304	9.6846	: 1	1,200	750	VNM	68,760	76,023	67,200	(10.2)	123	28/02/2024
113	CVRE2306	5.0000	: 1	1,200	170	VRE	29,333	30,183	22,450	(18.5)	123	28/02/2024
114	CFPT2311	9.8844	: 1		800	FPT	88,960	96,868	86,300	(8.5)	140	15/03/2024
115	CHPG2330	3.0000	: 1		540	HPG	31,000	32,620	23,400	(27.9)	140	15/03/2024
116	CMBB2313	2.0000	: 1			MBB	21,000	22,060	17,300	(20.5)	140	15/03/2024
117	CTCB2308	3.0000	: 1			TCB	37,000	38,860	28,950	(22.4)	140	15/03/2024
118	CHPG2318	4.0000	: 1	1,200		HPG	29,222	31,142	23,400	(24.5)	148	22/03/2024
119	CSTB2315	5.0000	: 1	1,100	430	STB	34,333	36,483	28,550	(20.6)	148	22/03/2024
120	CHDB2304	3.4815	: 1	1,100	680	HDB	18,277	20,644	17,150	(16.2)	147	22/03/2024
121	CNVL2303	4.0000	: 1	1,300		NVL	17,333	20,373	13,100	(34.4)	147	22/03/2024
122	CPDR2303	4.0000	: 1	1,300	1,760	PDR	19,888	26,928	23,050	(13.0)	147	22/03/2024
123	CPOW2304	2.0000	: 1	1,300	140	POW	16,333	16,613	10,950	(33.6)	147	22/03/2024
124	CVIC2304	8.0000	: 1	1,200		VIC	59,888	64,288	40,150	(34.2)	147	22/03/2024
125	CFPT2305	9.8844	: 1	4,000	2,960	FPT	67,214	96,472	86,300	(8.2)	170	15/04/2024
126	CHPG2321	3.0000	: 1	3,400	1,140	HPG	24,500	27,920	23,400	(15.8)	170	15/04/2024
127	CPOW2308	5.0000	: 1	1,300	280	POW	12,000	13,400	10,950	(17.7)	170	15/04/2024
128	CSTB2319	9.0000	: 1	1,400	890	STB	27,000	35,010	28,550	(17.2)	170	15/04/2024
129	CVPB2305	3.0000	: 1	2,900	1,470	VPB	18,000	22,410	19,900	(8.7)	170	15/04/2024
130	CMWG2312	3.0000	: 1			MWG	56,000	59,180	40,950	(28.5)	178	23/04/2024
131	CSTB2326	2.0000	: 1			STB	33,000	36,500	28,550	(20.6)	178	23/04/2024
132	CFPT2309	7.9075	: 1	2,000	1,900	FPT	80,064	95,088	86,300	(6.8)	189	03/05/2024
133	CHPG2328	2.0000	: 1	2,400		HPG	28,500	30,480	23,400	(22.8)	189	03/05/2024
134	CMBB2311	2.0000	: 1	1,700		MBB	19,000	20,780	17,300	(15.6)	189	03/05/2024
135	CMWG2309	5.0000	: 1	2,000	520	MWG	54,000	56,600	40,950	(25.3)	189	03/05/2024
136	CSTB2324	4.0000	: 1	1,200	1,050	STB	31,000	35,200	28,550	(17.7)	189	03/05/2024
137	CTCB2306	4.0000	: 1	1,900		TCB	32,000	35,680	28,950	(15.4)	189	03/05/2024
138	CVHM2312	5.0000	: 1	2,800	330	VHM	56,000	57,650	38,950	(27.3)	189	03/05/2024
139	CVNM2308	8.0000	: 1	1,800		VNM	69,000	77,160	67,200	(11.5)	189	03/05/2024
140	CVPB2311	2.0000	: 1	2,500		VPB	20,500	23,860	19,900	(14.2)	189	03/05/2024
141	CVRE2312	4.0000	: 1	1,600	470	VRE	27,500	29,380	22,450	(16.3)	189	03/05/2024
142	CHPG2326	4.0000	: 1	1,300	390	HPG	27,500	29,060	23,400	(19.1)	189	03/05/2024
143	CMBB2309	4.0000	: 1	1,000	420	MBB	19,000	20,680	17,300	(15.2)	189	03/05/2024
144	CSTB2322	4.0000	: 1	1,400	1,110	STB	30,000	34,440	28,550	(15.9)	189	03/05/2024
145	CVPB2309	4.0000	: 1	1,100	450	VPB	22,500	24,300	19,900	(15.8)	189	03/05/2024
146	CPOW2309	2.0000	: 1	2,000	360	POW	14,500	15,220	10,950	(27.5)	200	15/05/2024
147	CSTB2318	4.0000	: 1	2,000	770	STB	32,000	35,080	28,550	(17.4)	200	15/05/2024
148	CHPG2309	3.0000	: 1	1,200	1,130	HPG	24,000	27,390	23,400	(14.1)	207	22/05/2024
149	CMBB2306	1.6965	: 1	1,800		MBB	16,965	19,849	17,300	(11.7)	207	22/05/2024
150	CMSN2302	6.0000	: 1	3,300	820	MSN	66,000	70,920	56,500	(13.0)	207	22/05/2024
151	CMWG2305	3.9620	: 1	2,000	2,530	MWG	35,658	45,682	40,950	(7.4)	207	22/05/2024
152	CSTB2306	2.0000	: 1	2,600	2,270	STB	30,000	34,540	28,550	(16.1)	207	22/05/2024
153	CTCB2302	3.0000	: 1	3,100	1,700	TCB	27,000	32,100	28,950	(6.0)	207	22/05/2024
154	CVHM2302	4.0000	: 1	3,800	950	VHM	50,000	53,800	38,950	(22.1)	207	22/05/2024
155	CVIB2302	1.6652	: 1	2,000	980	VIB	19,150	20,782	18,100	(13.0)	207	22/05/2024
156	CVRE2303	3.0000	: 1	2,500	1,210	VRE	25,000	28,630	22,450	(14.1)	207	22/05/2024
157	CHPG2315	4.0000	: 1	1,400		HPG	27,777	34,577	23,400	(32.0)	238	21/06/2024
158	CSTB2312	5.0000	: 1	1,400	740	STB	33,333	37,033	28,550	(21.7)	238	21/06/2024

159	CHDB2306	3.4815	: 1	1,200	800	HDB	19,341	22,126	17,150	(21.9)	240	24/06/2024
160	CHPG2319	4.0000	: 1	1,400	510	HPG	30,111	32,151	23,400	(26.8)	240	24/06/2024
161	CMSN2307	10.0000	: 1	1,400	450	MSN	82,999	87,499	56,500	(29.5)	240	24/06/2024
162	CNVL2305	4.0000	: 1	1,300		NVL	16,999	21,599	13,100	(38.1)	240	24/06/2024
163	CPDR2305	4.0000	: 1	1,300		PDR	20,222	27,062	23,050	(13.4)	240	24/06/2024
164	CPOW2306	2.0000	: 1	1,400	330	POW	15,999	16,659	10,950	(33.8)	240	24/06/2024
165	CSTB2316	5.0000	: 1	1,300	590	STB	36,333	39,283	28,550	(26.2)	240	24/06/2024
166	CVHM2307	8.0000	: 1	1,300	240	VHM	62,666	64,586	38,950	(35.1)	240	24/06/2024
167	CVIC2306	8.0000	: 1	1,300		VIC	62,222	68,462	40,150	(38.2)	240	24/06/2024
168	CVNM2306	9.6846	: 1	1,300	970	VNM	73,172	82,566	67,200	(17.3)	240	24/06/2024
169	CVRE2308	5.0000	: 1	1,300	320	VRE	31,333	32,933	22,450	(25.3)	240	24/06/2024
170	CHPG2322	2.0000	: 1	2,900	1,700	HPG	30,000	33,400	23,400	(29.6)	261	15/07/2024
171	CFPT2310	7.9075	: 1	2,000	1,980	FPT	84,512	100,169	86,300	(11.5)	280	02/08/2024
172	CHPG2329	2.0000	: 1	2,800		HPG	29,000	31,580	23,400	(25.5)	280	02/08/2024
173	CMBB2312	2.0000	: 1	1,900		MBB	19,500	21,880	17,300	(19.9)	280	02/08/2024
174	CMSN2311	8.0000	: 1	2,400	360	MSN	88,500	91,380	56,500	(32.5)	280	02/08/2024
175	CMWG2310	5.0000	: 1	2,400	790	MWG	54,500	58,450	40,950	(27.6)	280	02/08/2024
176	CSTB2325	4.0000	: 1	1,400	1,470	STB	31,500	37,380	28,550	(22.5)	280	02/08/2024
177	CTCB2307	4.0000	: 1	2,000		TCB	34,000	38,160	28,950	(20.9)	280	02/08/2024
178	CVHM2311	5.0000	: 1	2,800		VHM	60,500	62,750	38,950	(33.2)	280	02/08/2024
179	CVPB2312	2.0000	: 1	2,700		VPB	21,000	24,780	19,900	(17.4)	280	02/08/2024
180	CVRE2313	4.0000	: 1	1,600	590	VRE	29,500	31,860	22,450	(22.8)	280	02/08/2024
181	CHPG2316	4.0000	: 1	1,500	770	HPG	28,888	31,968	23,400	(26.4)	329	20/09/2024
182	CSTB2313	5.0000	: 1	1,500	840	STB	35,555	39,755	28,550	(27.1)	329	20/09/2024
183	CACB2304	3.0000	: 1		1,500	ACB	23,000	27,500	21,450	(21.5)	331	23/09/2024
184	CTCB2309	3.0000	: 1			TCB	35,000	40,070	28,950	(24.7)	331	23/09/2024

Source: Bloomberg, Fiinpro, KIS

CW: Covered warrant, Sort by % Premium

Global Disclaimer

■ General

This research report and marketing materials for Vietnamese securities are originally prepared and issued by the Research Center of KIS Vietnam Securities Corp., an organization licensed with the State Securities Commission of Vietnam. The analyst(s) who participated in preparing and issuing this research report and marketing materials is/are licensed and regulated by the State Securities Commission of Vietnam in Vietnam only. This report and marketing materials are copyrighted and may not be copied, redistributed, forwarded or altered in any way without the consent of KIS Vietnam Securities Corp..

This research report and marketing materials are for information purposes only. They are not and should not be construed as an offer or solicitation of an offer to purchase or sell any securities or other financial instruments or to participate in any trading strategy. This research report and marketing materials do not provide individually tailored investment advice. This research report and marketing materials do not take into account individual investor circumstances, objectives or needs, and are not intended as recommendations of particular securities, financial instruments or strategies to any particular investor. The securities and other financial instruments discussed in this research report and marketing materials may not be suitable for all investors. The recipient of this research report and marketing materials must make their own independent decisions regarding any securities or financial instruments mentioned herein and investors should seek the advice of a financial adviser. KIS Vietnam Securities Corp. does not undertake that investors will obtain any profits, nor will it share with investors any investment profits. KIS Vietnam Securities Corp., its affiliates, or their affiliates and directors, officers, employees or agents of each of them disclaim any and all responsibility or liability whatsoever for any loss (director consequential) or damage arising out of the use of all or any part of this report or its contents or otherwise arising in connection therewith. Information and opinions contained herein are subject to change without notice and may differ or be contrary to opinions expressed by other business areas or KIS Vietnam Securities Corp. The final investment decision is based on the client's judgment, and this research report and marketing materials cannot be used as evidence in any legal dispute related to investment decisions.

■ Country-specific disclaimer

United States: This report is distributed in the U.S. by Korea Investment & Securities America, Inc., a member of FINRA/SIPC, and is only intended for major U.S. institutional investors as defined in Rule 15a-6(a)(2) under the U.S. Securities Exchange Act of 1934. All U.S. persons that receive this document by their acceptance thereof represent and warrant that they are a major U.S. institutional investor and have not received this report under any express or implied understanding that they will direct commission income to Korea Investment & Securities, Co., Ltd. or its affiliates. Pursuant to Rule 15a-6(a)(3), any U.S. recipient of this document wishing to effect a transaction in any securities discussed herein should contact and place orders with Korea Investment & Securities America, Inc., which accepts responsibility for the contents of this report in the U.S. The securities described in this report may not have been registered under the U.S. Securities Act of 1933, as amended, and, in such case, may not be offered or sold in the U.S. or to U.S. person absent registration or an applicable exemption from the registration requirement.

United Kingdom: This report is not an invitation nor is it intended to be an inducement to engage in investment activity for the purpose of section 21 of the Financial Services and Markets Act 2000 of the United Kingdom ("FSMA"). To the extent that this report does constitute such an invitation or inducement, it is directed only at (i) persons who are investment professionals within the meaning of Article 19(5) of the Financial Services and Markets Act 2000 (Financial Promotion) Order 2005 (as amended) of the United Kingdom (the "Financial Promotion Order"); (ii) persons who fall within Articles 49(2)(a) to (d) ("high net worth companies, unincorporated associations etc.") of the Financial Promotion Order; and (iii) any other persons to whom this report can, for the purposes of section 21 of FSMA, otherwise lawfully be made (all such persons together being referred to as "relevant persons"). Any investment or investment activity to which this report relates is available only to relevant persons and will be engaged in only with relevant persons. Persons who are not relevant persons must not act or rely on this report.

Hong Kong: This research report and marketing materials may be distributed in Hong Kong to institutional clients by Korea Investment & Securities Asia Limited (KISA), a Hong Kong representative subsidiary of Korea Investment & Securities Co., Ltd., and may not otherwise be distributed to any other party. KISA provides equity sales service to institutional clients in Hong Kong for Korean securities under its sole discretion, and is thus solely responsible for provision of the aforementioned equity selling activities in Hong Kong. All requests by and correspondence with Hong Kong investors involving securities discussed in this report and marketing materials must be effected through KISA, which is registered with The Securities & Futures Commission (SFC) of Hong Kong. Korea Investment & Securities Co., Ltd. is not a registered financial institution under Hong Kong's SFC.

Singapore: This report is provided pursuant to the financial advisory licensing exemption under Regulation 27(1)(e) of the Financial Advisers Regulation of Singapore and accordingly may only be provided to persons in Singapore who are "institutional investors" as defined in Section 4A of the Securities and Futures Act, Chapter 289 of Singapore. This report is intended only for the person to whom Korea Investment & Securities Co., Ltd. has provided this report and such person may not send, forward or transmit in any way this report or any copy of this report to any other person. Please contact Korea Investment & Securities Singapore Pte Ltd in respect of any matters arising from, or in connection with, the analysis or report (Contact Number: 65 6501 5600).

Copyright © 2023 KIS Vietnam Securities Corp. All rights reserved. No part of this report may be reproduced or distributed in any manner without permission of KIS Vietnam Securities Corp.