

Trading activities is improved

Market overview

Trading activities of the domestic CWs market were vibrant again as the liquidity improved significantly in the previous week. Accordingly, the trading volume was 237 million warrants, up 26% WoW. With trading value by an underlying asset, covered warrants that HPG and STB as the underlying asset attracted the most trading interest, recording nearly 37% of total trading volume. Trading interest also spreads to other CWs with different underlying assets such as VPB, MWG, VRE, and VHM, signaling the active market environment where trading opportunities are rich. By tickers, CMWG2305, CVPB2307, and CSTB2321 attracted the most trading interest.

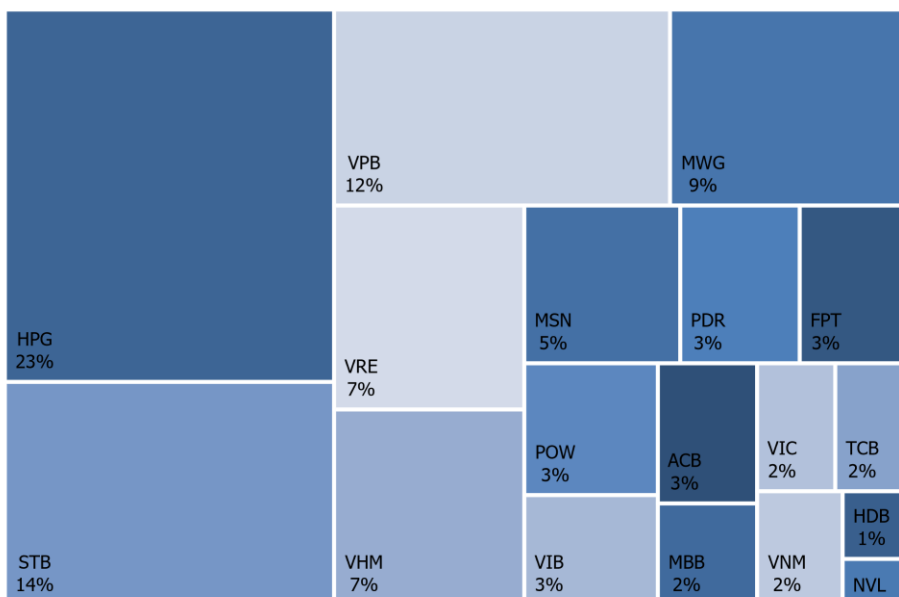
Foreign trading activity

Although foreign selling pressure declined, still kept at a high level, recording the net sell value at VND5.0bn. By underlying asset, covered warrants which have PDR as the underlying asset absorbed the highest trading value from foreigners, accounting for 33% of foreign trading volume, followed by HPG, STB, and VRE.

The trading interest has started to spread to all cover warrants which have different underlying assets as well as trading activity also surged across groups. This is a sign of the active market. However, the adjustment from the underlying market has negatively impacted the CWs market.

Note: The covered warrant market is commonly used for short-term trading which means volatility level is extremely high. Notably, covered warrant has the positive correlation with its underlying, the short-term fluctuation in the underlying price could lead to the big move in covered warrant.

Figure 1. CW trading value by underlying asset



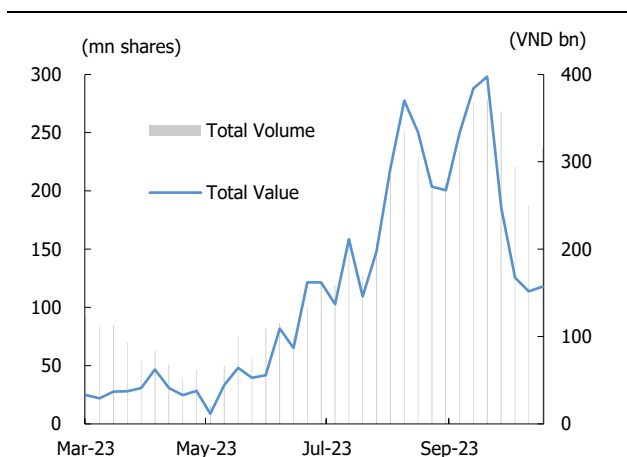
Source: FiinPro, KIS

Table 1. Weekly market overview

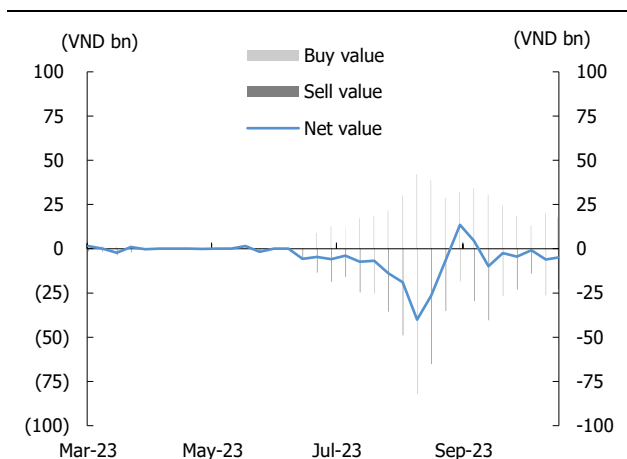
Number of CW	184
Trading volume (share mn)	236,947,671
Trading value (VNDbn)	157
Increasing CW	6
Decreasing CW	22
Unchanged CW	156

Source: Fiinpro, KIS

KIS Research
Researchdept@kisvn.vn

Figure 2. CW trading value and volume

Source: FiinPro, KIS

Figure 3. Weekly net foreign buy/sell

Source: FiinPro, KIS

Table 3. Top 10 foreign net buys

(VND, %WoW, VNDbn)

Ticker	Last Trading Date	Price	% Chg	Buy	Sell	Net
CPDR2301	27/10/2023	-	-	0.9	(0.4)	0.4
CMSN2305	28/02/2024	-	-	0.6	(0.2)	0.4
CPDR2303	22/03/2024	-	-	1.5	(1.1)	0.4
CHDB2306	24/06/2024	-	-	0.2	(0.0)	0.2
CVNM2303	29/11/2023	-	-	0.6	(0.4)	0.2
CMSN2304	29/11/2023	-	-	0.3	(0.1)	0.1
CHDB2301	27/10/2023	-	-	0.2	(0.1)	0.1
CMSN2306	23/02/2024	530	(7.0)	0.1	(0.0)	0.1
CVRE2305	29/11/2023	-	-	0.5	(0.5)	0.1
CVRE2302	27/10/2023	40	-	0.1	(0.0)	0.0

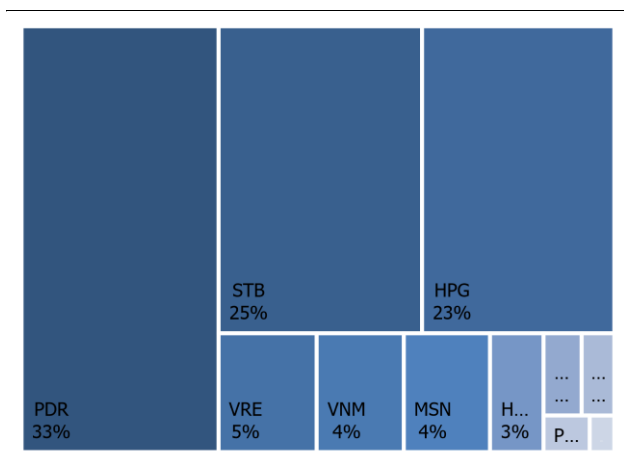
Source: FiinPro, KIS

Table 2. Top 10 trading value

(VND, %WoW, VNDbn)

Ticker	Last Trading Date	Price	% Chg	Trading value
CMWG2305	22/05/2024	-	-	10.4
CVPB2307	01/12/2023	360	(2.7)	6.9
CSTB2321	29/01/2024	-	-	6.5
CVPB2306	15/12/2023	-	-	6.2
CPDR2304	22/12/2023	-	-	5.5
CFPT2304	15/12/2023	2,300	-	4.8
CSTB2310	28/02/2024	-	-	4.5
CHPG2308	27/10/2023	500	(7.4)	4.1
CHPG2309	22/05/2024	1,300	0.8	3.9
CFPT2306	01/12/2023	2,080	2.0	3.6

Source: FiinPro, KIS

Figure 4. Foreign trading by underlying asset

Source: FiinPro, KIS

Table 4. Top 10 foreign net sells

(VND, %WoW, VNDbn)

Ticker	Last Trading Date	Price	% Chg	Buy	Sell	Net
CHPG2311	29/11/2023	-	-	0.4	(1.2)	(0.8)
CHPG2313	28/02/2024	-	-	0.0	(0.8)	(0.8)
CSTB2316	24/06/2024	-	-	0.2	(0.9)	(0.7)
CPDR2305	24/06/2024	-	-	0.5	(1.1)	(0.7)
CHPG2308	27/10/2023	500	(7.4)	1.7	(2.3)	(0.6)
CHPG2316	20/09/2024	-	-	0.0	(0.6)	(0.5)
CSTB2310	28/02/2024	-	-	2.0	(2.5)	(0.5)
CSTB2304	27/10/2023	370	8.8	0.5	(1.0)	(0.4)
CSTB2309	29/12/2023	-	-	0.1	(0.3)	(0.3)
CVHM2307	24/06/2024	-	-	0.1	(0.3)	(0.2)

Source: FiinPro, KIS

Table 5. Covered warrant statistic by VN30 constituent

(VNDbn, %, Shares)

Underlying asset	Name	Industry	Market Cap	Foreign ownership	CW number	CW market cap	CW trading value	CW trading volume
ACB	Asia Commercial Bank	Financials	85,060.7	30.0%	3	12,300.0	2.8	6,110,300.0
BCM	Becamex IDC Corp.	Real Estate	66,861.0	2.3%				
BID	BIDV	Financials	204,870.2	17.2%				
BVH	Bao Viet Group	Financials	30,435.2	26.5%				
CTG	VietinBank	Financials	141,289.1	27.2%				
FPT	FPT Corp	Information Technology	117,980.1	49.0%	11	43,800.0	17.2	7,748,902.0
GAS	PetroVietnam Gas	Utilities	191,088.8	2.9%				
GVR	Viet Nam Rubber Group	Materials	82,000.0	0.3%				
HDB	HDBank	Financials	51,342.8	19.8%	6	1,100.0	1.0	2,059,800.0
HPG	Hoa Phat Group	Materials	141,590.0	24.9%	25	108,940.0	29.7	53,813,676.0
MBB	MBBank	Financials	93,592.8	23.2%	10	11,080.0	2.8	4,436,650.0
MSN	Masan Group	Consumer Staples	98,728.2	29.5%	11	5,330.0	3.9	10,770,521.0
MWG	Mobile World Investment	Consumer Discretionary	65,376.4	47.6%	11	34,610.0	16.3	20,804,211.0
SHB	SH Bank	Financials	37,817.5	6.2%				
SSB	SeABank	Financials	59,993.0	0.1%				
PLX	Petrolimex	Energy	44,979.0	16.9%				
POW	PV Power	Utilities	26,229.0	4.7%	11	3,200.0	1.5	7,716,400.0
SAB	SABECO	Consumer Staples	89,779.4	61.9%				
SSI	SSI Securities Corp.	Financials	46,923.0	44.3%				
STB	Sacombank	Financials	56,745.0	23.3%	24	1,660.0	28.0	32,225,700.0
TCB	Techcombank	Financials	109,386.1	22.5%	9	8,440.0	4.4	4,298,000.0
TPB	TPBank	Financials	36,327.0	29.8%	1		0.0	75,700.0
VCB	Vietcombank	Financials	473,954.9	23.5%				
VHM	Vinhomes	Real Estate	193,769.4	24.4%	12	7,670.0	5.1	16,312,400.0
VIB	VIBBank	Financials	46,550.4	20.5%	2		1.6	6,427,637.0
VIC	VinGroup	Real Estate	165,334.1	12.7%	7	4,620.0	0.9	4,383,200.0
VJC	Vietjet Air	Industrials	56,977.5	17.5%				
VNM	Vinamilk	Consumer Staples	151,103.8	55.3%	8	3,840.0	2.8	4,264,700.0
VPB	VPBank	Financials	145,657.9	16.2%	10	12,600.0	20.7	28,903,725.0
VRE	Vincom Retail	Real Estate	60,443.7	32.6%	13	9,700.0	3.8	16,987,680.0

Source: Bloomberg, Fiiipro, KIS

CW: Covered warrant

Table 6. Trading Covered warrant on HSX

(VND, %)

No	CW Code	Covered Warrant			Underlying asset				% Premium	Time to maturity	Last Trading Date
		Executive ratio	Issue price	Closing price	Underlying	Exercise price	Breakeven price	Closing price			
1	CVHM2301	8.0000 : 1	1,000	20	VHM	56,879	57,039	44,250	(23.2)	7	27/10/2023
2	CSTB2304	5.0000 : 1	1,000	370	STB	28,666	30,516	29,800	(2.6)	7	27/10/2023
3	CPOW2301	2.0000 : 1	1,000	20	POW	13,979	14,019	11,100	(20.3)	7	27/10/2023
4	CNVL2301	4.0000 : 1	1,000		NVL	13,456	14,176	13,600	(5.0)	7	27/10/2023
5	CMSN2301	10.0000 : 1	1,000	40	MSN	73,979	74,379	68,000	(7.9)	7	27/10/2023
6	CHPG2308	4.0000 : 1	1,000	500	HPG	22,111	24,111	24,100	0.3	7	27/10/2023
7	CHDB2301	3.4815 : 1	1,000		HDB	16,827	17,802	17,650	(1.1)	7	27/10/2023
8	CVRE2302	5.0000 : 1	1,000	40	VRE	28,666	28,866	26,350	(8.0)	7	27/10/2023
9	CVNM2301	9.6846 : 1	1,000		VNM	66,715	72,526	71,700	0.4	7	27/10/2023
10	CVIC2301	8.0000 : 1	1,000	30	VIC	53,979	54,219	43,100	(19.8)	7	27/10/2023
11	CPDR2301	4.0000 : 1	1,000		PDR	14,222	23,742	23,400	(2.0)	7	27/10/2023
12	CMWG2215	9.9049 : 1	1,300		MWG	44,572	46,751	44,400	(4.6)	9	30/10/2023
13	CMBB2215	1.6965 : 1	2,500		MBB	15,269	17,865	17,850	(0.0)	9	30/10/2023
14	CHPG2227	2.0000 : 1	2,400	1,840	HPG	20,500	24,180	24,100	0.0	9	30/10/2023
15	CFPT2214	8.4983 : 1	1,900		FPT	64,588	91,613	92,900	1.3	9	30/10/2023
16	CVRE2221	4.0000 : 1	2,100		VRE	32,500	32,580	26,350	(18.4)	9	30/10/2023
17	CVHM2220	5.0000 : 1	3,000		VHM	58,000	58,200	44,250	(24.7)	9	30/10/2023
18	CTCB2216	4.0000 : 1	1,800		TCB	27,500	31,380	31,000	(0.7)	9	30/10/2023
19	CSTB2225	2.0000 : 1	2,900		STB	20,500	30,300	29,800	(1.9)	9	30/10/2023
20	CSTB2303	2.0000 : 1	4,500		STB	22,000	30,420	29,800	(2.3)	17	07/11/2023
21	CMWG2302	5.9430 : 1	1,350		MWG	49,525	50,298	44,400	(11.3)	17	07/11/2023
22	CHPG2306	3.0000 : 1	1,380	1,370	HPG	20,000	24,110	24,100	0.3	17	07/11/2023
23	CFPT2303	8.4983 : 1	1,510		FPT	73,085	93,056	92,900	(0.3)	17	07/11/2023
24	CVIC2302	8.0000 : 1	1,000		VIC	55,666	57,426	43,100	(24.3)	31	21/11/2023
25	CNVL2302	4.0000 : 1	1,000	280	NVL	16,333	17,453	13,600	(22.8)	31	21/11/2023
26	CHDB2302	3.4815 : 1	1,000		HDB	16,536	18,346	17,650	(4.1)	31	21/11/2023
27	CPDR2302	4.0000 : 1	1,100	1,230	PDR	18,666	23,586	23,400	(1.4)	31	21/11/2023
28	CPOW2302	2.0000 : 1	1,000		POW	14,333	14,533	11,100	(23.1)	31	21/11/2023
29	CSTB2311	2.0000 : 1	1,700	1,900	STB	27,700	31,500	29,800	(5.7)	38	28/11/2023
30	CMSN2304	10.0000 : 1	1,200		MSN	75,678	78,478	68,000	(12.7)	39	29/11/2023
31	CVHM2304	8.0000 : 1	1,100		VHM	53,555	54,435	44,250	(19.5)	39	29/11/2023
32	CSTB2308	5.0000 : 1	1,100		STB	27,799	31,449	29,800	(5.5)	39	29/11/2023
33	CHPG2311	4.0000 : 1	1,100		HPG	21,234	24,834	24,100	(2.6)	39	29/11/2023
34	CVRE2305	5.0000 : 1	1,100		VRE	27,111	29,011	26,350	(8.4)	39	29/11/2023
35	CVNM2303	9.6846 : 1	1,000		VNM	67,791	75,151	71,700	(3.1)	39	29/11/2023
36	CVNM2307	8.0000 : 1	1,100	320	VNM	75,000	77,560	71,700	(6.1)	42	01/12/2023
37	CVIB2303	4.0000 : 1	1,000		VIB	20,500	21,100	18,350	(12.7)	42	01/12/2023
38	CVHM2308	8.0000 : 1	1,100		VHM	61,000	61,640	44,250	(28.9)	42	01/12/2023
39	CTCB2303	4.0000 : 1	1,200		TCB	33,500	34,660	31,000	(10.1)	42	01/12/2023
40	CSTB2320	4.0000 : 1	1,100	630	STB	28,500	31,020	29,800	(4.2)	42	01/12/2023
41	CMSN2308	8.0000 : 1	2,000	150	MSN	80,000	81,200	68,000	(15.6)	42	01/12/2023
42	CMBB2307	4.0000 : 1	1,000	250	MBB	18,000	19,000	17,850	(6.0)	42	01/12/2023
43	CVRE2309	6.0000 : 1	1,000		VRE	29,000	29,780	26,350	(10.8)	42	01/12/2023
44	CVPB2307	4.0000 : 1	1,000	360	VPB	21,500	22,940	21,600	(4.2)	42	01/12/2023
45	CFPT2306	7.9075 : 1	1,700	2,080	FPT	78,087	94,535	92,900	(1.9)	42	01/12/2023
46	CVIC2307	8.0000 : 1	1,000	250	VIC	58,500	60,500	43,100	(28.1)	42	01/12/2023
47	CHPG2323	4.0000 : 1	1,100	170	HPG	26,000	26,680	24,100	(9.3)	42	01/12/2023
48	CMWG2306	8.0000 : 1	1,000		MWG	50,000	51,520	44,400	(13.4)	42	01/12/2023
49	CACB2302	4.0000 : 1	1,000	330	ACB	22,000	23,320	22,000	(5.5)	42	01/12/2023
50	CPOW2307	2.0000 : 1	1,800	120	POW	13,500	13,740	11,100	(18.7)	56	15/12/2023

51	CFPT2304	9.8844	: 1	2,700	2,300	FPT	71,168	93,902	92,900	(1.2)	56	15/12/2023
52	CVPB2306	2.0000	: 1	2,800		VPB	20,000	22,780	21,600	(3.6)	56	15/12/2023
53	CHPG2320	2.0000	: 1	2,900		HPG	27,000	27,960	24,100	(13.5)	56	15/12/2023
54	CSTB2317	3.0000	: 1	2,600		STB	30,000	32,670	29,800	(9.0)	56	15/12/2023
55	CHDB2303	3.4815	: 1	1,000	550	HDB	17,504	19,419	17,650	(9.4)	63	22/12/2023
56	CVIC2303	8.0000	: 1	1,100	250	VIC	57,777	59,777	43,100	(27.2)	63	22/12/2023
57	CPOW2303	2.0000	: 1	1,100	160	POW	15,333	15,653	11,100	(28.6)	63	22/12/2023
58	CPDR2304	4.0000	: 1	1,100		PDR	17,999	24,359	23,400	(4.5)	64	22/12/2023
59	CNVL2304	4.0000	: 1	1,100		NVL	15,555	17,955	13,600	(25.0)	64	22/12/2023
60	CSTB2305	5.0000	: 1	1,000		STB	29,111	32,761	29,800	(9.3)	71	29/12/2023
61	CMBB2305	8.4825	: 1	1,000		MBB	14,419	19,254	17,850	(7.2)	71	29/12/2023
62	CVPB2304	16.0000	: 1	1,000		VPB	16,999	23,399	21,600	(6.1)	71	29/12/2023
63	CTPB2303	7.1875	: 1	1,000		TPB	15,812	18,687	16,550	(12.3)	71	29/12/2023
64	CMWG2304	19.8099	: 1	1,000	650	MWG	33,676	46,552	44,400	(4.2)	71	29/12/2023
65	CHPG2307	4.0000	: 1	1,000		HPG	22,666	25,746	24,100	(6.0)	71	29/12/2023
66	CSTB2309	5.0000	: 1	1,000		STB	30,555	33,405	29,800	(11.0)	71	29/12/2023
67	CHPG2312	4.0000	: 1	1,000		HPG	23,777	26,297	24,100	(8.0)	71	29/12/2023
68	CHPG2324	4.0000	: 1	1,200		HPG	26,000	27,120	24,100	(10.8)	74	03/01/2024
69	CVRE2311	4.0000	: 1	1,100		VRE	29,000	31,240	26,350	(14.9)	93	22/01/2024
70	CVHM2310	5.0000	: 1	2,000	220	VHM	59,000	60,100	44,250	(27.1)	93	22/01/2024
71	CMBB2310	2.0000	: 1	1,400	690	MBB	19,000	20,380	17,850	(12.4)	93	22/01/2024
72	CHPG2327	2.0000	: 1	2,200		HPG	29,000	30,160	24,100	(19.8)	93	22/01/2024
73	CVPB2310	2.0000	: 1	1,800		VPB	21,500	24,000	21,600	(8.5)	93	22/01/2024
74	CTCB2305	4.0000	: 1	1,400		TCB	32,000	35,200	31,000	(11.5)	93	22/01/2024
75	CPOW2310	1.0000	: 1	2,000		POW	14,000	14,400	11,100	(22.4)	93	22/01/2024
76	CMWG2308	4.9525	: 1	1,800	540	MWG	52,001	54,675	44,400	(18.4)	93	22/01/2024
77	CMSN2310	8.0000	: 1	1,700		MSN	83,000	85,880	68,000	(20.2)	93	22/01/2024
78	CSTB2323	4.0000	: 1	1,200		STB	29,000	33,040	29,800	(10.0)	93	22/01/2024
79	CFPT2308	7.9075	: 1	1,400		FPT	80,064	95,563	92,900	(2.9)	93	22/01/2024
80	CTCB2304	4.0000	: 1	1,300		TCB	34,500	36,500	31,000	(14.7)	100	29/01/2024
81	CMWG2307	8.0000	: 1	1,100		MWG	50,000	53,600	44,400	(16.8)	100	29/01/2024
82	CMBB2308	4.0000	: 1	1,000		MBB	18,500	19,980	17,850	(10.6)	100	29/01/2024
83	CHPG2325	4.0000	: 1	1,100	240	HPG	27,500	28,460	24,100	(15.0)	100	29/01/2024
84	CFPT2307	7.9075	: 1	1,900		FPT	79,075	96,709	92,900	(4.1)	100	29/01/2024
85	CVPB2308	4.0000	: 1	1,000		VPB	22,000	24,080	21,600	(8.8)	100	29/01/2024
86	CSTB2321	4.0000	: 1	1,200		STB	29,000	32,480	29,800	(8.5)	100	29/01/2024
87	CMSN2309	8.0000	: 1	1,900		MSN	85,000	87,400	68,000	(21.6)	100	29/01/2024
88	CACB2303	4.0000	: 1	1,000		ACB	22,500	24,500	22,000	(10.0)	100	29/01/2024
89	CVRE2310	6.0000	: 1	1,000	200	VRE	30,000	31,200	26,350	(14.8)	100	29/01/2024
90	CVHM2309	8.0000	: 1	1,300		VHM	62,000	63,040	44,250	(30.5)	100	29/01/2024
91	CMWG2311	3.0000	: 1			MWG	58,900	59,710	44,400	(25.3)	115	13/02/2024
92	CMSN2312	5.0000	: 1			MSN	98,100	99,650	68,000	(31.2)	115	13/02/2024
93	CFPT2312	4.9422	: 1			FPT	91,529	102,303	92,900	(9.3)	115	13/02/2024
94	CPOW2311	1.0000	: 1			POW	15,500	15,680	11,100	(28.8)	115	13/02/2024
95	CVNM2309	5.0000	: 1			VNM	82,000	84,150	71,700	(13.5)	115	13/02/2024
96	CVPB2313	2.0000	: 1			VPB	24,200	26,140	21,600	(16.0)	115	13/02/2024
97	CVRE2314	3.0000	: 1			VRE	34,100	34,640	26,350	(23.3)	115	13/02/2024
98	CVRE2307	5.0000	: 1	1,100		VRE	30,333	32,633	26,350	(18.6)	126	23/02/2024
99	CPOW2305	2.0000	: 1	1,200		POW	14,999	15,379	11,100	(27.4)	126	23/02/2024
100	CHDB2305	3.4815	: 1	1,100		HDB	18,471	20,804	17,650	(15.4)	126	23/02/2024
101	CVNM2305	9.6846	: 1	1,100		VNM	71,020	80,220	71,700	(9.2)	126	23/02/2024
102	CVIC2305	8.0000	: 1	1,100		VIC	61,111	65,511	43,100	(33.6)	126	23/02/2024
103	CVHM2306	8.0000	: 1	1,100		VHM	60,666	62,666	44,250	(30.1)	126	23/02/2024
104	CSTB2314	5.0000	: 1	1,100		STB	32,222	35,572	29,800	(16.5)	126	23/02/2024

105	CMSN2306	10.0000	: 1	1,200	530	MSN	79,999	85,299	68,000	(19.6)	126	23/02/2024
106	CHPG2317	4.0000	: 1	1,200		HPG	26,888	28,848	24,100	(16.1)	126	23/02/2024
107	CHPG2314	2.0000	: 1	1,500		HPG	21,450	26,250	24,100	(7.8)	129	27/02/2024
108	CVHM2305	8.0000	: 1	1,200	340	VHM	57,777	60,497	44,250	(27.6)	130	28/02/2024
109	CSTB2310	5.0000	: 1	1,200		STB	30,333	34,233	29,800	(13.2)	130	28/02/2024
110	CMSN2305	10.0000	: 1	1,300		MSN	76,789	83,789	68,000	(18.2)	130	28/02/2024
111	CHPG2313	4.0000	: 1	1,100		HPG	23,333	26,893	24,100	(10.1)	130	28/02/2024
112	CVRE2306	5.0000	: 1	1,200		VRE	29,333	31,833	26,350	(16.5)	130	28/02/2024
113	CVNM2304	9.6846	: 1	1,200		VNM	68,760	78,348	71,700	(7.1)	130	28/02/2024
114	CFPT2311	9.8844	: 1			FPT	88,960	100,327	92,900	(7.5)	147	15/03/2024
115	CTCB2308	3.0000	: 1			TCB	37,000	39,550	31,000	(21.2)	147	15/03/2024
116	CMBB2313	2.0000	: 1			MBB	21,000	22,400	17,850	(20.3)	147	15/03/2024
117	CHPG2330	3.0000	: 1		800	HPG	31,000	33,400	24,100	(27.6)	147	15/03/2024
118	CNVL2303	4.0000	: 1	1,300	650	NVL	17,333	19,933	13,600	(32.4)	154	22/03/2024
119	CVIC2304	8.0000	: 1	1,200		VIC	59,888	66,048	43,100	(34.2)	154	22/03/2024
120	CPDR2303	4.0000	: 1	1,300		PDR	19,888	26,248	23,400	(11.4)	154	22/03/2024
121	CPOW2304	2.0000	: 1	1,300		POW	16,333	16,673	11,100	(33.0)	154	22/03/2024
122	CHDB2304	3.4815	: 1	1,100		HDB	18,277	20,853	17,650	(15.6)	154	22/03/2024
123	CSTB2315	5.0000	: 1	1,100		STB	34,333	37,383	29,800	(20.5)	155	22/03/2024
124	CHPG2318	4.0000	: 1	1,200		HPG	29,222	31,222	24,100	(22.5)	155	22/03/2024
125	CPOW2308	5.0000	: 1	1,300		POW	12,000	13,550	11,100	(17.6)	177	15/04/2024
126	CVPB2305	3.0000	: 1	2,900		VPB	18,000	23,640	21,600	(7.1)	177	15/04/2024
127	CSTB2319	9.0000	: 1	1,400		STB	27,000	34,830	29,800	(14.7)	177	15/04/2024
128	CHPG2321	3.0000	: 1	3,400		HPG	24,500	28,520	24,100	(15.2)	177	15/04/2024
129	CFPT2305	9.8844	: 1	4,000		FPT	67,214	96,472	92,900	(3.8)	177	15/04/2024
130	CSTB2326	2.0000	: 1			STB	33,000	36,820	29,800	(19.3)	185	23/04/2024
131	CMWG2312	3.0000	: 1			MWG	56,000	59,810	44,400	(25.4)	185	23/04/2024
132	CVRE2312	4.0000	: 1	1,600	1,100	VRE	27,500	31,900	26,350	(16.7)	196	03/05/2024
133	CMWG2309	5.0000	: 1	2,000		MWG	54,000	58,050	44,400	(23.1)	196	03/05/2024
134	CHPG2328	2.0000	: 1	2,400		HPG	28,500	30,920	24,100	(21.8)	196	03/05/2024
135	CFPT2309	7.9075	: 1	2,000		FPT	80,064	100,861	92,900	(8.0)	196	03/05/2024
136	CSTB2322	4.0000	: 1	1,400		STB	30,000	34,800	29,800	(14.6)	196	03/05/2024
137	CMBB2309	4.0000	: 1	1,000		MBB	19,000	21,000	17,850	(15.0)	196	03/05/2024
138	CHPG2326	4.0000	: 1	1,300	460	HPG	27,500	29,340	24,100	(17.6)	196	03/05/2024
139	CVPB2309	4.0000	: 1	1,100		VPB	22,500	25,260	21,600	(13.0)	196	03/05/2024
140	CVNM2308	8.0000	: 1	1,800		VNM	69,000	79,560	71,700	(8.5)	196	03/05/2024
141	CTCB2306	4.0000	: 1	1,900		TCB	32,000	36,800	31,000	(15.4)	196	03/05/2024
142	CVPB2311	2.0000	: 1	2,500		VPB	20,500	25,080	21,600	(12.4)	196	03/05/2024
143	CVHM2312	5.0000	: 1	2,800	670	VHM	56,000	59,350	44,250	(26.2)	196	03/05/2024
144	CSTB2324	4.0000	: 1	1,200		STB	31,000	36,040	29,800	(17.5)	196	03/05/2024
145	CMBB2311	2.0000	: 1	1,700		MBB	19,000	21,100	17,850	(15.4)	196	03/05/2024
146	CSTB2318	4.0000	: 1	2,000	1,020	STB	32,000	36,080	29,800	(17.6)	207	15/05/2024
147	CPOW2309	2.0000	: 1	2,000	440	POW	14,500	15,380	11,100	(27.4)	207	15/05/2024
148	CVIB2302	1.6652	: 1	2,000		VIB	19,150	21,082	18,350	(12.7)	214	22/05/2024
149	CTCB2302	3.0000	: 1	3,100		TCB	27,000	33,720	31,000	(7.6)	214	22/05/2024
150	CVRE2303	3.0000	: 1	2,500		VRE	25,000	30,880	26,350	(14.0)	214	22/05/2024
151	CVHM2302	4.0000	: 1	3,800		VHM	50,000	56,600	44,250	(22.6)	214	22/05/2024
152	CSTB2306	2.0000	: 1	2,600		STB	30,000	35,700	29,800	(16.8)	214	22/05/2024
153	CMWG2305	3.9620	: 1	2,000		MWG	35,658	49,089	44,400	(9.1)	214	22/05/2024
154	CMSN2302	6.0000	: 1	3,300		MSN	66,000	77,040	68,000	(11.0)	214	22/05/2024
155	CMBB2306	1.6965	: 1	1,800		MBB	16,965	20,171	17,850	(11.5)	214	22/05/2024
156	CHPG2309	3.0000	: 1	1,200	1,300	HPG	24,000	27,900	24,100	(13.3)	214	22/05/2024
157	CSTB2312	5.0000	: 1	1,400		STB	33,333	37,833	29,800	(21.4)	245	21/06/2024
158	CHPG2315	4.0000	: 1	1,400		HPG	27,777	33,377	24,100	(27.5)	245	21/06/2024

159	CVNM2306	9.6846	: 1	1,300		VNM	73,172	84,794	71,700	(14.1)	247	24/06/2024
160	CMSN2307	10.0000	: 1	1,400	930	MSN	82,999	92,299	68,000	(25.7)	247	24/06/2024
161	CHPG2319	4.0000	: 1	1,400	600	HPG	30,111	32,511	24,100	(25.6)	247	24/06/2024
162	CVIC2306	8.0000	: 1	1,300		VIC	62,222	67,822	43,100	(35.9)	247	24/06/2024
163	CVHM2307	8.0000	: 1	1,300		VHM	62,666	66,026	44,250	(33.6)	247	24/06/2024
164	CSTB2316	5.0000	: 1	1,300		STB	36,333	39,983	29,800	(25.7)	247	24/06/2024
165	CPOW2306	2.0000	: 1	1,400		POW	15,999	16,739	11,100	(33.3)	247	24/06/2024
166	CNVL2305	4.0000	: 1	1,300		NVL	16,999	21,799	13,600	(38.2)	247	24/06/2024
167	CPDR2305	4.0000	: 1	1,300		PDR	20,222	28,022	23,400	(17.0)	247	24/06/2024
168	CHDB2306	3.4815	: 1	1,200		HDB	19,341	22,474	17,650	(21.7)	247	24/06/2024
169	CVRE2308	5.0000	: 1	1,300		VRE	31,333	34,883	26,350	(23.8)	247	24/06/2024
170	CHPG2322	2.0000	: 1	2,900		HPG	30,000	33,620	24,100	(28.0)	268	15/07/2024
171	CVPB2312	2.0000	: 1	2,700		VPB	21,000	25,640	21,600	(14.3)	287	02/08/2024
172	CTCB2307	4.0000	: 1	2,000		TCB	34,000	39,400	31,000	(20.9)	287	02/08/2024
173	CSTB2325	4.0000	: 1	1,400		STB	31,500	37,780	29,800	(21.3)	287	02/08/2024
174	CMSN2311	8.0000	: 1	2,400		MSN	88,500	95,220	68,000	(28.0)	287	02/08/2024
175	CVRE2313	4.0000	: 1	1,600		VRE	29,500	33,900	26,350	(21.6)	287	02/08/2024
176	CVHM2311	5.0000	: 1	2,800		VHM	60,500	64,400	44,250	(32.0)	287	02/08/2024
177	CHPG2329	2.0000	: 1	2,800		HPG	29,000	32,000	24,100	(24.4)	287	02/08/2024
178	CMWG2310	5.0000	: 1	2,400		MWG	54,500	59,700	44,400	(25.3)	287	02/08/2024
179	CMBB2312	2.0000	: 1	1,900		MBB	19,500	22,240	17,850	(19.7)	287	02/08/2024
180	CFPT2310	7.9075	: 1	2,000		FPT	84,512	104,755	92,900	(11.4)	287	02/08/2024
181	CSTB2313	5.0000	: 1	1,500		STB	35,555	40,855	29,800	(27.3)	336	20/09/2024
182	CHPG2316	4.0000	: 1	1,500		HPG	28,888	32,448	24,100	(25.4)	336	20/09/2024
183	CTCB2309	3.0000	: 1			TCB	35,000	35,000	31,000	(11.0)	338	23/09/2024
184	CACB2304	3.0000	: 1			ACB	23,000	27,050	22,000	(18.5)	338	23/09/2024

Source: Bloomberg, Fiinpro, KIS

CW: Covered warrant, Sort by % Premium

Global Disclaimer

■ General

This research report and marketing materials for Vietnamese securities are originally prepared and issued by the Research Center of KIS Vietnam Securities Corp., an organization licensed with the State Securities Commission of Vietnam. The analyst(s) who participated in preparing and issuing this research report and marketing materials is/are licensed and regulated by the State Securities Commission of Vietnam in Vietnam only. This report and marketing materials are copyrighted and may not be copied, redistributed, forwarded or altered in any way without the consent of KIS Vietnam Securities Corp..

This research report and marketing materials are for information purposes only. They are not and should not be construed as an offer or solicitation of an offer to purchase or sell any securities or other financial instruments or to participate in any trading strategy. This research report and marketing materials do not provide individually tailored investment advice. This research report and marketing materials do not take into account individual investor circumstances, objectives or needs, and are not intended as recommendations of particular securities, financial instruments or strategies to any particular investor. The securities and other financial instruments discussed in this research report and marketing materials may not be suitable for all investors. The recipient of this research report and marketing materials must make their own independent decisions regarding any securities or financial instruments mentioned herein and investors should seek the advice of a financial adviser. KIS Vietnam Securities Corp. does not undertake that investors will obtain any profits, nor will it share with investors any investment profits. KIS Vietnam Securities Corp., its affiliates, or their affiliates and directors, officers, employees or agents of each of them disclaim any and all responsibility or liability whatsoever for any loss (director consequential) or damage arising out of the use of all or any part of this report or its contents or otherwise arising in connection therewith. Information and opinions contained herein are subject to change without notice and may differ or be contrary to opinions expressed by other business areas or KIS Vietnam Securities Corp. The final investment decision is based on the client's judgment, and this research report and marketing materials cannot be used as evidence in any legal dispute related to investment decisions.

■ Country-specific disclaimer

United States: This report is distributed in the U.S. by Korea Investment & Securities America, Inc., a member of FINRA/SIPC, and is only intended for major U.S. institutional investors as defined in Rule 15a-6(a)(2) under the U.S. Securities Exchange Act of 1934. All U.S. persons that receive this document by their acceptance thereof represent and warrant that they are a major U.S. institutional investor and have not received this report under any express or implied understanding that they will direct commission income to Korea Investment & Securities, Co., Ltd. or its affiliates. Pursuant to Rule 15a-6(a)(3), any U.S. recipient of this document wishing to effect a transaction in any securities discussed herein should contact and place orders with Korea Investment & Securities America, Inc., which accepts responsibility for the contents of this report in the U.S. The securities described in this report may not have been registered under the U.S. Securities Act of 1933, as amended, and, in such case, may not be offered or sold in the U.S. or to U.S. person absent registration or an applicable exemption from the registration requirement.

United Kingdom: This report is not an invitation nor is it intended to be an inducement to engage in investment activity for the purpose of section 21 of the Financial Services and Markets Act 2000 of the United Kingdom ("FSMA"). To the extent that this report does constitute such an invitation or inducement, it is directed only at (i) persons who are investment professionals within the meaning of Article 19(5) of the Financial Services and Markets Act 2000 (Financial Promotion) Order 2005 (as amended) of the United Kingdom (the "Financial Promotion Order"); (ii) persons who fall within Articles 49(2)(a) to (d) ("high net worth companies, unincorporated associations etc.") of the Financial Promotion Order; and (iii) any other persons to whom this report can, for the purposes of section 21 of FSMA, otherwise lawfully be made (all such persons together being referred to as "relevant persons"). Any investment or investment activity to which this report relates is available only to relevant persons and will be engaged in only with relevant persons. Persons who are not relevant persons must not act or rely on this report.

Hong Kong: This research report and marketing materials may be distributed in Hong Kong to institutional clients by Korea Investment & Securities Asia Limited (KISA), a Hong Kong representative subsidiary of Korea Investment & Securities Co., Ltd., and may not otherwise be distributed to any other party. KISA provides equity sales service to institutional clients in Hong Kong for Korean securities under its sole discretion, and is thus solely responsible for provision of the aforementioned equity selling activities in Hong Kong. All requests by and correspondence with Hong Kong investors involving securities discussed in this report and marketing materials must be effected through KISA, which is registered with The Securities & Futures Commission (SFC) of Hong Kong. Korea Investment & Securities Co., Ltd. is not a registered financial institution under Hong Kong's SFC.

Singapore: This report is provided pursuant to the financial advisory licensing exemption under Regulation 27(1)(e) of the Financial Advisers Regulation of Singapore and accordingly may only be provided to persons in Singapore who are "institutional investors" as defined in Section 4A of the Securities and Futures Act, Chapter 289 of Singapore. This report is intended only for the person to whom Korea Investment & Securities Co., Ltd. has provided this report and such person may not send, forward or transmit in any way this report or any copy of this report to any other person. Please contact Korea Investment & Securities Singapore Pte Ltd in respect of any matters arising from, or in connection with, the analysis or report (Contact Number: 65 6501 5600).

Copyright © 2023 KIS Vietnam Securities Corp. All rights reserved. No part of this report may be reproduced or distributed in any manner without permission of KIS Vietnam Securities Corp.