

The CWs market is still less vibrancy

Market overview

Trading activities of the CW domestic market were still less active as the liquidity kept to go down in the previous week. Accordingly, the trading volume was 188 million warrants, down 15% WoW. With trading value by an underlying asset, covered warrants that HPG and VPB as the underlying asset attracted the most trading interest, recording nearly 36% of total trading volume. Besides, trading interest also remained on other CWs with different underlying assets such as STB, MWG, and VHM. Due to the active correction phase, the CW market is likely to keep slowing down in the upcoming week.

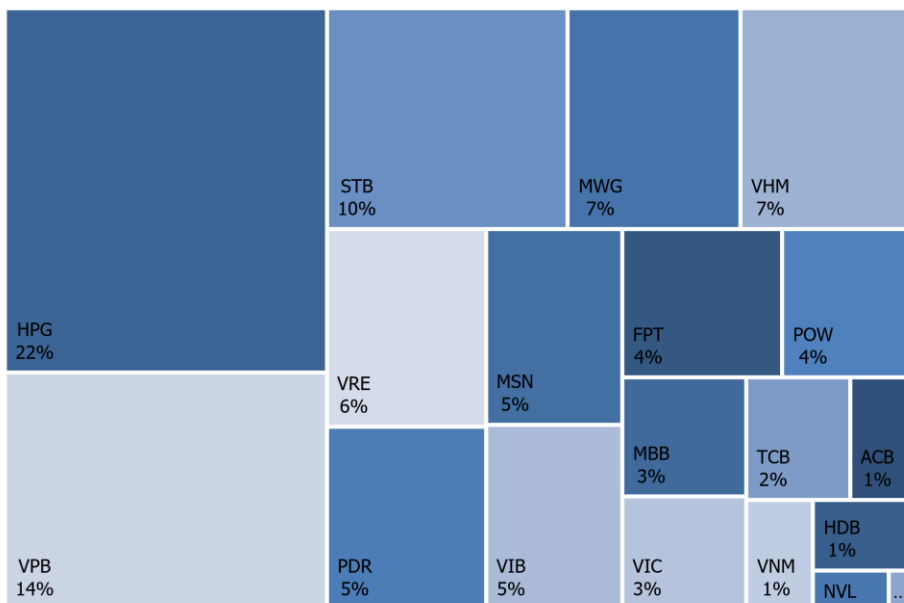
Foreign trading activity

Foreign selling pressure intensified strongly during the week, recording the net sell value at VND6.1bn. By underlying asset, covered warrants which have PDR as the underlying asset absorbed the highest trading value from foreigners, accounting for 38% of foreign trading volume, followed by HPG and STB.

The covered warrant market has slowed down in trading volume from both domestic and foreign investors. Besides, the underlying market is currently in a correction phase, which is likely to have an impact on both domestic and foreign trading activity in the upcoming period.

Note: The covered warrant market is commonly used for short-term trading which means volatility level is extremely high. Notably, covered warrant has the positive correlation with its underlying, the short-term fluctuation in the underlying price could lead to the big move in covered warrant.

Figure 1. CW trading value by underlying asset

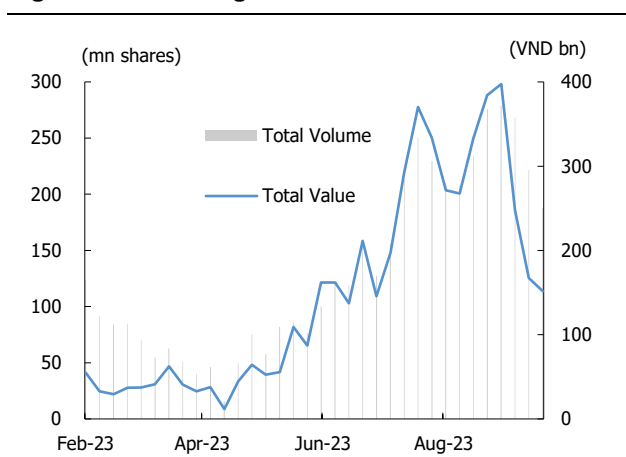


Source: FiinPro, KIS

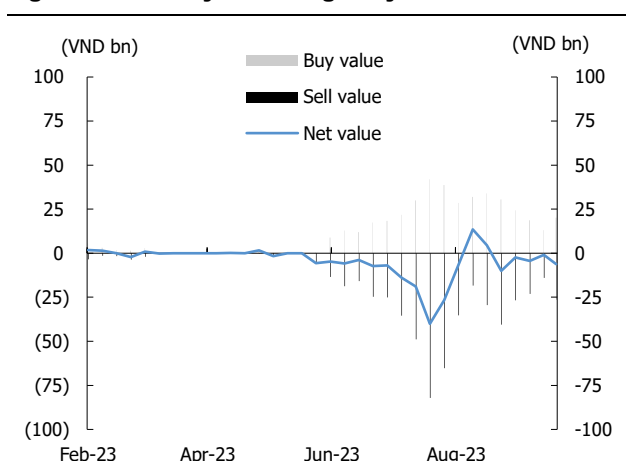
Table 1. Weekly market overview

Number of CW	180
Trading volume (share mn)	187,863,543
Trading value (VND bn)	152
Increasing CW	46
Decreasing CW	103
Unchanged CW	31

Source: Fiinpro, KIS

Figure 2. CW trading value and volume

Source: FiinPro, KIS

Figure 3. Weekly net foreign buy/sell

Source: FiinPro, KIS

Table 3. Top 10 foreign net buys

(VND, %WoW, USD bn)

Ticker	Last Trading Date	Price	% Chg	Buy	Sell	Net
CPDR2301	27/10/2023	2,940	14.4	53.2	(13.7)	39.5
CVNM2303	29/11/2023	1,080	2.9	25.0	(5.2)	19.8
CHPG2316	20/09/2024	1,070	(2.7)	22.9	(4.9)	18.0
CPDR2304	22/12/2023	2,150	17.5	111.3	(98.5)	12.8
CMSN2301	27/10/2023	260	(3.7)	15.5	(4.2)	11.3
CHDB2303	22/12/2023	560	1.8	19.1	(8.4)	10.8
CSTB2304	27/10/2023	620	(6.1)	17.9	(10.8)	7.1
CVRE2305	29/11/2023	440	(2.2)	11.5	(6.1)	5.3
CVHM2307	24/06/2024	570	(8.1)	17.8	(12.8)	5.0
CVRE2308	24/06/2024	740	(1.3)	6.5	(1.8)	4.7

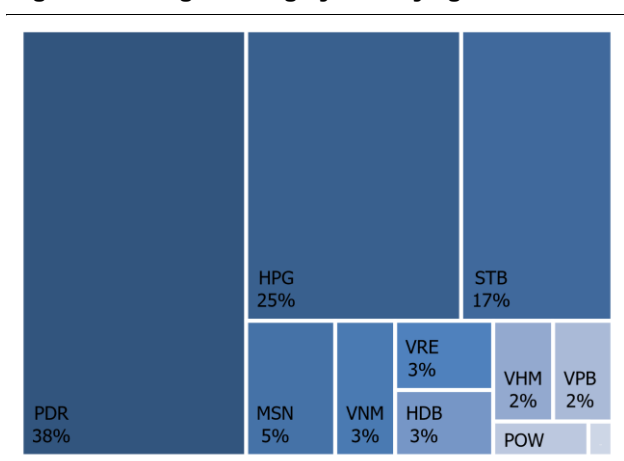
Source: FiinPro, KIS

Table 2. Top 10 trading value

(VND, %WoW, VND bn)

Ticker	Last Trading Date	Price	% Chg	Trading value
CFPT2307	29/01/2024	2,600	(0.4)	8.0
CHPG2308	27/10/2023	910	(4.2)	7.9
CVPB2307	01/12/2023	400	2.6	6.2
CMWG2305	22/05/2024	4,180	0.7	6.0
CFPT2304	15/12/2023	2,630	(0.4)	5.6
CSTB2310	28/02/2024	990	(2.0)	5.4
CPDR2304	22/12/2023	2,150	17.5	5.2
CPDR2305	24/06/2024	2,400	17.6	4.2
CTCB2302	22/05/2024	2,590	-	4.1
CPDR2303	22/03/2024	2,070	14.4	4.1

Source: FiinPro, KIS

Figure 4. Foreign trading by underlying asset

Source: FiinPro, KIS

Table 4. Top 10 foreign net sells

(VND, %WoW, USD bn)

Ticker	Last Trading Date	Price	% Chg	Buy	Sell	Net
CPDR2303	22/03/2024	2,070	14.4	21.5	(144.8)	(123.3)
CPDR2305	24/06/2024	2,400	17.6	29.4	(141.4)	(112.0)
CSTB2310	28/02/2024	990	(2.0)	65.7	(154.6)	(88.9)
CMSN2305	28/02/2024	950	(2.1)	5.8	(35.7)	(29.9)
CMSN2304	29/11/2023	510	(5.6)	7.2	(17.1)	(9.9)
CHPG2317	23/02/2024	690	(4.2)	6.5	(15.0)	(8.5)
CHPG2311	29/11/2023	1,230	(3.9)	11.8	(19.2)	(7.4)
CHPG2308	27/10/2023	910	(4.2)	157.0	(163.9)	(6.8)
CHPG2313	28/02/2024	1,090	(9.2)	2.5	(7.1)	(4.6)
CVPB2304	29/12/2023	430	2.4	21.1	(23.9)	(2.8)

Source: FiinPro, KIS

Table 5. Covered warrant statistic by VN30 constituent

(VND bn, %, Shares)

Underlying asset	Name	Industry	Market Cap	Foreign ownership	CW number	CW market cap	CW trading value	CW trading volume
ACB	Asia Commercial Bank	Financials	87,973.7	30.0%	2	16,050.0	1.3	2,596,100.0
BCM	Becamex IDC Corp.	Real Estate	69,034.5	2.3%				
BID	BIDV	Financials	214,987.3	17.2%				
BVH	Bao Viet Group	Financials	31,400.3	26.5%				
CTG	VietinBank	Financials	140,808.5	27.2%				
FPT	FPT Corp	Information Technology	122,044.0	49.0%	11	208,090.0	20.8	8,180,246.0
GAS	PetroVietnam Gas	Utilities	197,060.3	2.9%				
GVR	Viet Nam Rubber Group	Materials	85,600.0	0.3%				
HDB	HDBank	Financials	50,908.9	19.8%	6	8,030.0	1.2	2,408,200.0
HPG	Hoa Phat Group	Materials		25.0%	25	311,170.0	31.5	40,458,302.0
MBB	MBBank	Financials	96,199.9	23.2%	10	130,550.0	3.3	5,085,600.0
MSN	Masan Group	Consumer Staples	104,022.3	29.5%	11	43,230.0	5.1	9,189,521.0
MWG	Mobile World Investment	Consumer Discretionary	72,396.7	48.2%	10	95,011.0	11.6	13,157,748.0
SHB	SH Bank	Financials	39,084.1	6.2%				
SSB	SeABank	Financials	60,851.8	0.2%				
PLX	Petrolimex	Energy	46,630.7	16.9%				
POW	PV Power	Utilities	26,697.3	4.8%	11	12,860.0	1.6	6,637,300.0
SAB	SABECO	Consumer Staples	89,907.6	61.9%				
SSI	SSI Securities Corp.	Financials	50,296.1	44.1%				
STB	Sacombank	Financials	59,384.3	22.4%	23	397,080.0	22.4	18,311,210.0
TCB	Techcombank	Financials	113,255.1	22.5%	8	97,941.0	6.2	4,395,900.0
TPB	TPBank	Financials	37,978.2	29.8%	1	1,040.0	0.1	309,400.0
VCB	Vietcombank	Financials	484,015.3	23.5%				
VHM	Vinhomes	Real Estate	204,219.8	24.1%	12	39,510.0	4.0	13,048,000.0
VIB	VIBBank	Financials	49,087.2	20.5%	2	18,060.0	1.9	8,653,800.0
VIC	VinGroup	Real Estate	175,822.4	12.7%	7	13,800.0	1.7	4,805,416.0
VJC	Vietjet Air	Industrials	56,219.3	17.5%				
VNM	Vinamilk	Consumer Staples	158,418.6	55.2%	8	36,330.0	2.2	2,510,100.0
VPB	VPBank	Financials	148,018.1	16.3%	10	139,202.0	15.4	26,246,700.0
VRE	Vincom Retail	Real Estate	62,147.9	32.6%	13	116,030.0	2.9	10,848,400.0

Source: Bloomberg, Fiiipro, KIS

CW: Covered warrant

Table 6. Trading Covered warrant on HSX

(VND, %)

No	CW Code	Covered Warrant			Underlying asset				% Premium	Time to maturity	Last Trading Date
		Executive ratio	Issue price	Closing price	Underlying	Exercise price	Breakeven price	Closing price			
1	CVNM2301	9.68460 : 1	1,000	990	VNM	66,715	76,303	75,800	(2.0)	9	27/10/2023
2	CVIC2301	8.00000 : 1	1,000	140	VIC	53,979	55,099	46,100	(17.2)	9	27/10/2023
3	CVHM2301	8.00000 : 1	1,000	30	VHM	56,879	57,119	46,900	(17.1)	9	27/10/2023
4	CSTB2304	5.00000 : 1	1,000	620	STB	28,666	31,766	31,500	(1.0)	9	27/10/2023
5	CPOW2301	2.00000 : 1	1,000	40	POW	13,979	14,059	11,400	(18.9)	9	27/10/2023
6	CPDR2301	4.00000 : 1	1,000	2,940	PDR	14,222	25,982	26,050	(7.1)	9	27/10/2023
7	CNVL2301	4.00000 : 1	1,000	480	NVL	13,456	15,376	14,950	(5.3)	9	27/10/2023
8	CHDB2301	3.48150 : 1	1,000	350	HDB	16,827	18,046	17,600	(3.4)	9	27/10/2023
9	CVRE2302	5.00000 : 1	1,000	100	VRE	28,666	29,166	27,350	(7.0)	9	27/10/2023
10	CMSN2301	10.00000 : 1	1,000	260	MSN	73,979	76,579	72,700	(4.3)	9	27/10/2023
11	CHPG2308	4.00000 : 1	1,000	910	HPG	22,111	25,751	25,750	0.4	9	27/10/2023
12	CVRE2221	4.00000 : 1	2,100	30	VRE	32,500	32,620	27,350	(16.9)	10	30/10/2023
13	CFPT2214	8.49830 : 1	1,900	3,710	FPT	64,588	96,117	96,100	0.2	10	30/10/2023
14	CHPG2227	2.00000 : 1	2,400	2,630	HPG	20,500	25,760	25,750	0.3	10	30/10/2023
15	CMBB2215	1.69650 : 1	2,500	1,940	MBB	15,269	18,560	18,450	(0.8)	10	30/10/2023
16	CMWG2215	9.90490 : 1	1,300	570	MWG	44,572	50,218	49,500	(2.8)	10	30/10/2023
17	CTCB2216	4.00000 : 1	1,800	1,240	TCB	27,500	32,460	32,200	(0.2)	10	30/10/2023
18	CSTB2225	2.00000 : 1	2,900	5,400	STB	20,500	31,300	31,500	0.5	10	30/10/2023
19	CVHM2220	5.00000 : 1	3,000	40	VHM	58,000	58,200	46,900	(18.6)	10	30/10/2023
20	CFPT2303	8.49830 : 1	1,510	2,870	FPT	73,085	97,475	96,100	(1.2)	16	07/11/2023
21	CHPG2306	3.00000 : 1	1,380	1,960	HPG	20,000	25,880	25,750	(0.1)	16	07/11/2023
22	CMWG2302	5.94300 : 1	1,350	410	MWG	49,525	51,962	49,500	(6.1)	16	07/11/2023
23	CSTB2303	2.00000 : 1	4,500	4,950	STB	22,000	31,900	31,500	(1.4)	16	07/11/2023
24	CHDB2302	3.48150 : 1	1,000	570	HDB	16,536	18,520	17,600	(5.9)	26	21/11/2023
25	CNVL2302	4.00000 : 1	1,000	440	NVL	16,333	18,093	14,950	(19.5)	26	21/11/2023
26	CPDR2302	4.00000 : 1	1,100	1,880	PDR	18,666	26,186	26,050	(7.9)	26	21/11/2023
27	CVIC2302	8.00000 : 1	1,000	220	VIC	55,666	57,426	46,100	(20.5)	26	21/11/2023
28	CPOW2302	2.00000 : 1	1,000	180	POW	14,333	14,693	11,400	(22.4)	26	21/11/2023
29	CSTB2311	2.00000 : 1	1,700	2,050	STB	27,700	31,800	31,500	(1.1)	31	28/11/2023
30	CHPG2311	4.00000 : 1	1,100	1,230	HPG	21,234	26,154	25,750	(1.2)	32	29/11/2023
31	CVHM2304	8.00000 : 1	1,100	290	VHM	53,555	55,875	46,900	(15.2)	32	29/11/2023
32	CSTB2308	5.00000 : 1	1,100	960	STB	27,799	32,599	31,500	(3.5)	32	29/11/2023
33	CMSN2304	10.00000 : 1	1,200	510	MSN	75,678	80,778	72,700	(9.3)	32	29/11/2023
34	CVRE2305	5.00000 : 1	1,100	440	VRE	27,111	29,311	27,350	(7.5)	32	29/11/2023
35	CVNM2303	9.68460 : 1	1,000	1,080	VNM	67,791	78,250	75,800	(4.5)	32	29/11/2023
36	CACB2302	4.00000 : 1	1,000	470	ACB	22,000	23,880	22,650	(5.1)	34	01/12/2023
37	CFPT2306	7.90750 : 1	1,700	2,450	FPT	78,087	97,460	96,100	(1.2)	34	01/12/2023
38	CHPG2323	4.00000 : 1	1,100	390	HPG	26,000	27,560	25,750	(6.2)	34	01/12/2023
39	CMBB2307	4.00000 : 1	1,000	360	MBB	18,000	19,440	18,450	(5.3)	34	01/12/2023
40	CMSN2308	8.00000 : 1	2,000	380	MSN	80,000	83,040	72,700	(11.8)	34	01/12/2023
41	CMWG2306	8.00000 : 1	1,000	370	MWG	50,000	52,960	49,500	(7.9)	34	01/12/2023
42	CSTB2320	4.00000 : 1	1,100	980	STB	28,500	32,420	31,500	(3.0)	34	01/12/2023
43	CVHM2308	8.00000 : 1	1,100	120	VHM	61,000	61,960	46,900	(23.5)	34	01/12/2023
44	CVIB2303	4.00000 : 1	1,000	210	VIB	20,500	21,340	19,350	(9.1)	34	01/12/2023
45	CVIC2307	8.00000 : 1	1,000	290	VIC	58,500	60,820	46,100	(25.0)	34	01/12/2023
46	CVNM2307	8.00000 : 1	1,100	630	VNM	75,000	80,040	75,800	(6.6)	34	01/12/2023
47	CVPB2307	4.00000 : 1	1,000	400	VPB	21,500	23,100	21,950	(6.0)	34	01/12/2023
48	CTCB2303	4.00000 : 1	1,200	440	TCB	33,500	35,260	32,200	(8.2)	34	01/12/2023
49	CVRE2309	6.00000 : 1	1,000	190	VRE	29,000	30,140	27,350	(10.0)	34	01/12/2023
50	CSTB2317	3.00000 : 1	2,600	1,230	STB	30,000	33,690	31,500	(6.6)	44	15/12/2023

51	CVPB2306	2.00000	: 1	2,800	1,640	VPB	20,000	23,280	21,950	(6.7)	44	15/12/2023
52	CFPT2304	9.88440	: 1	2,700	2,630	FPT	71,168	97,164	96,100	(0.9)	44	15/12/2023
53	CHPG2320	2.00000	: 1	2,900	890	HPG	27,000	28,780	25,750	(10.2)	44	15/12/2023
54	CPOW2307	2.00000	: 1	1,800	190	POW	13,500	13,880	11,400	(17.9)	44	15/12/2023
55	CPDR2304	4.00000	: 1	1,100	2,150	PDR	17,999	26,599	26,050	(9.3)	49	22/12/2023
56	CNVL2304	4.00000	: 1	1,100	780	NVL	15,555	18,675	14,950	(22.0)	49	22/12/2023
57	CHDB2303	3.48150	: 1	1,000	560	HDB	17,504	19,454	17,600	(10.4)	49	22/12/2023
58	CPOW2303	2.00000	: 1	1,100	190	POW	15,333	15,713	11,400	(27.4)	49	22/12/2023
59	CVIC2303	8.00000	: 1	1,100	380	VIC	57,777	60,817	46,100	(25.0)	49	22/12/2023
60	CSTB2309	5.00000	: 1	1,000	770	STB	30,555	34,405	31,500	(8.6)	54	29/12/2023
61	CHPG2312	4.00000	: 1	1,000	900	HPG	23,777	27,377	25,750	(5.6)	54	29/12/2023
62	CHPG2307	4.00000	: 1	1,000	1,070	HPG	22,666	26,946	25,750	(4.1)	54	29/12/2023
63	CMBB2305	8.48250	: 1	1,000	540	MBB	14,419	19,000	18,450	(3.1)	54	29/12/2023
64	CVPB2304	16.00000	: 1	1,000	430	VPB	16,999	23,879	21,950	(9.0)	54	29/12/2023
65	CMWG2304	19.80990	: 1	1,000	870	MWG	33,676	50,911	49,500	(4.1)	54	29/12/2023
66	CTPB2303	7.18750	: 1	1,000	520	TPB	15,812	19,550	17,250	(13.2)	54	29/12/2023
67	CSTB2305	5.00000	: 1	1,000	900	STB	29,111	33,611	31,500	(6.4)	54	29/12/2023
68	CHPG2324	4.00000	: 1	1,200	470	HPG	26,000	27,880	25,750	(7.3)	57	03/01/2024
69	CFPT2308	7.90750	: 1	1,400	2,460	FPT	80,064	99,516	96,100	(3.3)	70	22/01/2024
70	CHPG2327	2.00000	: 1	2,200	800	HPG	29,000	30,600	25,750	(15.5)	70	22/01/2024
71	CMBB2310	2.00000	: 1	1,400	870	MBB	19,000	20,740	18,450	(11.2)	70	22/01/2024
72	CMSN2310	8.00000	: 1	1,700	620	MSN	83,000	87,960	72,700	(16.7)	70	22/01/2024
73	CPOW2310	1.00000	: 1	2,000	530	POW	14,000	14,530	11,400	(21.5)	70	22/01/2024
74	CSTB2323	4.00000	: 1	1,200	1,170	STB	29,000	33,680	31,500	(6.6)	70	22/01/2024
75	CMWG2308	4.95250	: 1	1,800	1,010	MWG	52,001	57,003	49,500	(14.4)	70	22/01/2024
76	CTCB2305	4.00000	: 1	1,400	960	TCB	32,000	35,840	32,200	(9.7)	70	22/01/2024
77	CVHM2310	5.00000	: 1	2,000	380	VHM	59,000	60,900	46,900	(22.2)	70	22/01/2024
78	CVPB2310	2.00000	: 1	1,800	1,260	VPB	21,500	24,020	21,950	(9.6)	70	22/01/2024
79	CVRE2311	4.00000	: 1	1,100	640	VRE	29,000	31,560	27,350	(14.1)	70	22/01/2024
80	CTCB2304	4.00000	: 1	1,300	660	TCB	34,500	37,140	32,200	(12.8)	75	29/01/2024
81	CVHM2309	8.00000	: 1	1,300	160	VHM	62,000	63,280	46,900	(25.1)	75	29/01/2024
82	CVPB2308	4.00000	: 1	1,000	550	VPB	22,000	24,200	21,950	(10.2)	75	29/01/2024
83	CSTB2321	4.00000	: 1	1,200	1,160	STB	29,000	33,640	31,500	(6.5)	75	29/01/2024
84	CMWG2307	8.00000	: 1	1,100	620	MWG	50,000	54,960	49,500	(11.2)	75	29/01/2024
85	CMSN2309	8.00000	: 1	1,900	550	MSN	85,000	89,400	72,700	(18.1)	75	29/01/2024
86	CMBB2308	4.00000	: 1	1,000	460	MBB	18,500	20,340	18,450	(9.5)	75	29/01/2024
87	CHPG2325	4.00000	: 1	1,100	430	HPG	27,500	29,220	25,750	(11.5)	75	29/01/2024
88	CVRE2310	6.00000	: 1	1,000	260	VRE	30,000	31,560	27,350	(14.1)	75	29/01/2024
89	CACB2303	4.00000	: 1	1,000	600	ACB	22,500	24,900	22,650	(9.0)	75	29/01/2024
90	CFPT2307	7.90750	: 1	1,900	2,600	FPT	79,075	99,635	96,100	(3.4)	75	29/01/2024
91	CMSN2312	5.00000	: 1		380	MSN	98,100	100,000	72,700	(26.7)	86	13/02/2024
92	CMWG2311	3.00000	: 1		600	MWG	58,900	60,700	49,500	(19.6)	86	13/02/2024
93	CPOW2311	1.00000	: 1		170	POW	15,500	15,670	11,400	(27.2)	86	13/02/2024
94	CVNM2309	5.00000	: 1		800	VNM	82,000	86,000	75,800	(13.1)	86	13/02/2024
95	CVPB2313	2.00000	: 1		720	VPB	24,200	25,640	21,950	(15.3)	86	13/02/2024
96	CFPT2312	4.94220	: 1		2,800	FPT	91,529	105,367	96,100	(8.6)	86	13/02/2024
97	CVRE2314	3.00000	: 1		300	VRE	34,100	35,000	27,350	(22.5)	86	13/02/2024
98	CPOW2305	2.00000	: 1	1,200	230	POW	14,999	15,459	11,400	(26.3)	94	23/02/2024
99	CVIC2305	8.00000	: 1	1,100	850	VIC	61,111	67,911	46,100	(32.8)	94	23/02/2024
100	CHPG2317	4.00000	: 1	1,200	690	HPG	26,888	29,648	25,750	(12.8)	94	23/02/2024
101	CVHM2306	8.00000	: 1	1,100	390	VHM	60,666	63,786	46,900	(25.7)	94	23/02/2024
102	CMSN2306	10.00000	: 1	1,200	800	MSN	79,999	87,999	72,700	(16.7)	94	23/02/2024
103	CSTB2314	5.00000	: 1	1,100	810	STB	32,222	36,272	31,500	(13.3)	94	23/02/2024
104	CVRE2307	5.00000	: 1	1,100	520	VRE	30,333	32,933	27,350	(17.7)	94	23/02/2024

105	CVNM2305	9.68460	: 1	1,100	1,220	VNM	71,020	82,835	75,800	(9.7)	94	23/02/2024
106	CHDB2305	3.48150	: 1	1,100	670	HDB	18,471	20,804	17,600	(16.2)	94	23/02/2024
107	CHPG2314	2.00000	: 1	1,500	2,920	HPG	21,450	27,290	25,750	(5.3)	96	27/02/2024
108	CVRE2306	5.00000	: 1	1,200	580	VRE	29,333	32,233	27,350	(15.9)	97	28/02/2024
109	CHPG2313	4.00000	: 1	1,100	1,090	HPG	23,333	27,693	25,750	(6.7)	97	28/02/2024
110	CMSN2305	10.00000	: 1	1,300	950	MSN	76,789	86,289	72,700	(15.1)	97	28/02/2024
111	CSTB2310	5.00000	: 1	1,200	990	STB	30,333	35,283	31,500	(10.8)	97	28/02/2024
112	CVHM2305	8.00000	: 1	1,200	370	VHM	57,777	60,737	46,900	(22.0)	97	28/02/2024
113	CVNM2304	9.68460	: 1	1,200	1,380	VNM	68,760	82,125	75,800	(9.0)	97	28/02/2024
114	CMBB2313	2.00000	: 1		860	MBB	21,000	22,720	18,450	(19.0)	109	15/03/2024
115	CHPG2330	3.00000	: 1		760	HPG	31,000	33,280	25,750	(22.3)	109	15/03/2024
116	CTCB2308	3.00000	: 1		1,100	TCB	37,000	40,300	32,200	(19.7)	109	15/03/2024
117	CFPT2311	9.88440	: 1		1,510	FPT	88,960	103,885	96,100	(7.3)	109	15/03/2024
118	CHDB2304	3.48150	: 1	1,100	810	HDB	18,277	21,097	17,600	(17.4)	114	22/03/2024
119	CPOW2304	2.00000	: 1	1,300	190	POW	16,333	16,713	11,400	(31.8)	114	22/03/2024
120	CPDR2303	4.00000	: 1	1,300	2,070	PDR	19,888	28,168	26,050	(14.3)	114	22/03/2024
121	CVIC2304	8.00000	: 1	1,200	1,050	VIC	59,888	68,288	46,100	(33.2)	114	22/03/2024
122	CNVL2303	4.00000	: 1	1,300	920	NVL	17,333	21,013	14,950	(30.7)	114	22/03/2024
123	CSTB2315	5.00000	: 1	1,100	770	STB	34,333	38,183	31,500	(17.6)	114	22/03/2024
124	CHPG2318	4.00000	: 1	1,200	580	HPG	29,222	31,542	25,750	(18.0)	114	22/03/2024
125	CVPB2305	3.00000	: 1	2,900	1,990	VPB	18,000	23,970	21,950	(9.4)	130	15/04/2024
126	CPOW2308	5.00000	: 1	1,300	350	POW	12,000	13,750	11,400	(17.1)	130	15/04/2024
127	CHPG2321	3.00000	: 1	3,400	1,680	HPG	24,500	29,540	25,750	(12.5)	130	15/04/2024
128	CFPT2305	9.88440	: 1	4,000	3,220	FPT	67,214	99,042	96,100	(2.8)	130	15/04/2024
129	CSTB2319	9.00000	: 1	1,400	930	STB	27,000	35,370	31,500	(11.1)	130	15/04/2024
130	CVNM2308	8.00000	: 1	1,800	1,780	VNM	69,000	83,240	75,800	(10.2)	144	03/05/2024
131	CVHM2312	5.00000	: 1	2,800	890	VHM	56,000	60,450	46,900	(21.6)	144	03/05/2024
132	CVRE2312	4.00000	: 1	1,600	1,130	VRE	27,500	32,020	27,350	(15.3)	144	03/05/2024
133	CVPB2311	2.00000	: 1	2,500	2,130	VPB	20,500	24,760	21,950	(12.3)	144	03/05/2024
134	CMBB2309	4.00000	: 1	1,000	610	MBB	19,000	21,440	18,450	(14.1)	144	03/05/2024
135	CSTB2322	4.00000	: 1	1,400	1,430	STB	30,000	35,720	31,500	(11.9)	144	03/05/2024
136	CVPB2309	4.00000	: 1	1,100	760	VPB	22,500	25,540	21,950	(15.0)	144	03/05/2024
137	CHPG2326	4.00000	: 1	1,300	700	HPG	27,500	30,300	25,750	(14.7)	144	03/05/2024
138	CTCB2306	4.00000	: 1	1,900	1,530	TCB	32,000	38,120	32,200	(15.1)	144	03/05/2024
139	CMWG2309	5.00000	: 1	2,000	1,250	MWG	54,000	60,250	49,500	(19.0)	144	03/05/2024
140	CSTB2324	4.00000	: 1	1,200	1,450	STB	31,000	36,800	31,500	(14.5)	144	03/05/2024
141	CMBB2311	2.00000	: 1	1,700	1,310	MBB	19,000	21,620	18,450	(14.8)	144	03/05/2024
142	CHPG2328	2.00000	: 1	2,400	1,540	HPG	28,500	31,580	25,750	(18.1)	144	03/05/2024
143	CFPT2309	7.90750	: 1	2,000	2,920	FPT	80,064	103,154	96,100	(6.7)	144	03/05/2024
144	CSTB2318	4.00000	: 1	2,000	1,250	STB	32,000	37,000	31,500	(15.0)	152	15/05/2024
145	CPOW2309	2.00000	: 1	2,000	470	POW	14,500	15,440	11,400	(26.2)	152	15/05/2024
146	CVRE2303	3.00000	: 1	2,500	2,080	VRE	25,000	31,240	27,350	(13.2)	157	22/05/2024
147	CVIB2302	1.66520	: 1	2,000	1,540	VIB	19,150	21,714	19,350	(10.7)	157	22/05/2024
148	CVHM2302	4.00000	: 1	3,800	1,860	VHM	50,000	57,440	46,900	(17.5)	157	22/05/2024
149	CTCB2302	3.00000	: 1	3,100	2,590	TCB	27,000	34,770	32,200	(6.9)	157	22/05/2024
150	CSTB2306	2.00000	: 1	2,600	2,990	STB	30,000	35,980	31,500	(12.6)	157	22/05/2024
151	CMWG2305	3.96200	: 1	2,000	4,180	MWG	35,658	52,219	49,500	(6.5)	157	22/05/2024
152	CMSN2302	6.00000	: 1	3,300	2,650	MSN	66,000	81,900	72,700	(10.5)	157	22/05/2024
153	CMBB2306	1.69650	: 1	1,800	1,950	MBB	16,965	20,273	18,450	(9.2)	157	22/05/2024
154	CHPG2309	3.00000	: 1	1,200	1,420	HPG	24,000	28,260	25,750	(8.5)	157	22/05/2024
155	CSTB2312	5.00000	: 1	1,400	1,130	STB	33,333	38,983	31,500	(19.3)	179	21/06/2024
156	CHPG2315	4.00000	: 1	1,400	1,390	HPG	27,777	33,337	25,750	(22.5)	179	21/06/2024
157	CVRE2308	5.00000	: 1	1,300	740	VRE	31,333	35,033	27,350	(22.6)	180	24/06/2024
158	CHDB2306	3.48150	: 1	1,200	880	HDB	19,341	22,405	17,600	(22.2)	180	24/06/2024

159	CVNM2306	9.68460	: 1	1,300	1,540	VNM	73,172	88,086	75,800	(15.1)	180	24/06/2024
160	CNVL2305	4.00000	: 1	1,300	1,430	NVL	16,999	22,719	14,950	(35.9)	180	24/06/2024
161	CSTB2316	5.00000	: 1	1,300	930	STB	36,333	40,983	31,500	(23.2)	180	24/06/2024
162	CHPG2319	4.00000	: 1	1,400	800	HPG	30,111	33,311	25,750	(22.4)	180	24/06/2024
163	CMSN2307	10.00000	: 1	1,400	1,160	MSN	82,999	94,599	72,700	(22.6)	180	24/06/2024
164	CPOW2306	2.00000	: 1	1,400	410	POW	15,999	16,819	11,400	(32.2)	180	24/06/2024
165	CPDR2305	4.00000	: 1	1,300	2,400	PDR	20,222	29,822	26,050	(19.1)	180	24/06/2024
166	CVHM2307	8.00000	: 1	1,300	570	VHM	62,666	67,226	46,900	(29.5)	180	24/06/2024
167	CVIC2306	8.00000	: 1	1,300	1,120	VIC	62,222	71,182	46,100	(35.9)	180	24/06/2024
168	CHPG2322	2.00000	: 1	2,900	2,330	HPG	30,000	34,660	25,750	(25.4)	195	15/07/2024
169	CFPT2310	7.90750	: 1	2,000	3,000	FPT	84,512	108,235	96,100	(11.0)	209	02/08/2024
170	CHPG2329	2.00000	: 1	2,800	2,010	HPG	29,000	33,020	25,750	(21.7)	209	02/08/2024
171	CMBB2312	2.00000	: 1	1,900	1,540	MBB	19,500	22,580	18,450	(18.5)	209	02/08/2024
172	CMSN2311	8.00000	: 1	2,400	1,150	MSN	88,500	97,700	72,700	(25.0)	209	02/08/2024
173	CSTB2325	4.00000	: 1	1,400	1,780	STB	31,500	38,620	31,500	(18.5)	209	02/08/2024
174	CMWG2310	5.00000	: 1	2,400	1,640	MWG	54,500	62,700	49,500	(22.2)	209	02/08/2024
175	CTCB2307	4.00000	: 1	2,000	1,510	TCB	34,000	40,040	32,200	(19.1)	209	02/08/2024
176	CVRE2313	4.00000	: 1	1,600	1,190	VRE	29,500	34,260	27,350	(20.8)	209	02/08/2024
177	CVPB2312	2.00000	: 1	2,700	2,730	VPB	21,000	26,460	21,950	(17.9)	209	02/08/2024
178	CVHM2311	5.00000	: 1	2,800	940	VHM	60,500	65,200	46,900	(27.3)	209	02/08/2024
179	CSTB2313	5.00000	: 1	1,500	1,170	STB	35,555	41,405	31,500	(24.0)	244	20/09/2024
180	CHPG2316	4.00000	: 1	1,500	1,070	HPG	28,888	33,168	25,750	(22.1)	244	20/09/2024

Source: Bloomberg, Fiinpro, KIS

CW: Covered warrant, Sort by % Premium

Global Disclaimer

■ General

This research report and marketing materials for Vietnamese securities are originally prepared and issued by the Research Center of KIS Vietnam Securities Corp., an organization licensed with the State Securities Commission of Vietnam. The analyst(s) who participated in preparing and issuing this research report and marketing materials is/are licensed and regulated by the State Securities Commission of Vietnam in Vietnam only. This report and marketing materials are copyrighted and may not be copied, redistributed, forwarded or altered in any way without the consent of KIS Vietnam Securities Corp..

This research report and marketing materials are for information purposes only. They are not and should not be construed as an offer or solicitation of an offer to purchase or sell any securities or other financial instruments or to participate in any trading strategy. This research report and marketing materials do not provide individually tailored investment advice. This research report and marketing materials do not take into account individual investor circumstances, objectives or needs, and are not intended as recommendations of particular securities, financial instruments or strategies to any particular investor. The securities and other financial instruments discussed in this research report and marketing materials may not be suitable for all investors. The recipient of this research report and marketing materials must make their own independent decisions regarding any securities or financial instruments mentioned herein and investors should seek the advice of a financial adviser. KIS Vietnam Securities Corp. does not undertake that investors will obtain any profits, nor will it share with investors any investment profits. KIS Vietnam Securities Corp., its affiliates, or their affiliates and directors, officers, employees or agents of each of them disclaim any and all responsibility or liability whatsoever for any loss (director consequential) or damage arising out of the use of all or any part of this report or its contents or otherwise arising in connection therewith. Information and opinions contained herein are subject to change without notice and may differ or be contrary to opinions expressed by other business areas or KIS Vietnam Securities Corp. The final investment decision is based on the client's judgment, and this research report and marketing materials cannot be used as evidence in any legal dispute related to investment decisions.

■ Country-specific disclaimer

United States: This report is distributed in the U.S. by Korea Investment & Securities America, Inc., a member of FINRA/SIPC, and is only intended for major U.S. institutional investors as defined in Rule 15a-6(a)(2) under the U.S. Securities Exchange Act of 1934. All U.S. persons that receive this document by their acceptance thereof represent and warrant that they are a major U.S. institutional investor and have not received this report under any express or implied understanding that they will direct commission income to Korea Investment & Securities, Co., Ltd. or its affiliates. Pursuant to Rule 15a-6(a)(3), any U.S. recipient of this document wishing to effect a transaction in any securities discussed herein should contact and place orders with Korea Investment & Securities America, Inc., which accepts responsibility for the contents of this report in the U.S. The securities described in this report may not have been registered under the U.S. Securities Act of 1933, as amended, and, in such case, may not be offered or sold in the U.S. or to U.S. person absent registration or an applicable exemption from the registration requirement.

United Kingdom: This report is not an invitation nor is it intended to be an inducement to engage in investment activity for the purpose of section 21 of the Financial Services and Markets Act 2000 of the United Kingdom ("FSMA"). To the extent that this report does constitute such an invitation or inducement, it is directed only at (i) persons who are investment professionals within the meaning of Article 19(5) of the Financial Services and Markets Act 2000 (Financial Promotion) Order 2005 (as amended) of the United Kingdom (the "Financial Promotion Order"); (ii) persons who fall within Articles 49(2)(a) to (d) ("high net worth companies, unincorporated associations etc.") of the Financial Promotion Order; and (iii) any other persons to whom this report can, for the purposes of section 21 of FSMA, otherwise lawfully be made (all such persons together being referred to as "relevant persons"). Any investment or investment activity to which this report relates is available only to relevant persons and will be engaged in only with relevant persons. Persons who are not relevant persons must not act or rely on this report.

Hong Kong: This research report and marketing materials may be distributed in Hong Kong to institutional clients by Korea Investment & Securities Asia Limited (KISA), a Hong Kong representative subsidiary of Korea Investment & Securities Co., Ltd., and may not otherwise be distributed to any other party. KISA provides equity sales service to institutional clients in Hong Kong for Korean securities under its sole discretion, and is thus solely responsible for provision of the aforementioned equity selling activities in Hong Kong. All requests by and correspondence with Hong Kong investors involving securities discussed in this report and marketing materials must be effected through KISA, which is registered with The Securities & Futures Commission (SFC) of Hong Kong. Korea Investment & Securities Co., Ltd. is not a registered financial institution under Hong Kong's SFC.

Singapore: This report is provided pursuant to the financial advisory licensing exemption under Regulation 27(1)(e) of the Financial Advisers Regulation of Singapore and accordingly may only be provided to persons in Singapore who are "institutional investors" as defined in Section 4A of the Securities and Futures Act, Chapter 289 of Singapore. This report is intended only for the person to whom Korea Investment & Securities Co., Ltd. has provided this report and such person may not send, forward or transmit in any way this report or any copy of this report to any other person. Please contact Korea Investment & Securities Singapore Pte Ltd in respect of any matters arising from, or in connection with, the analysis or report (Contact Number: 65 6501 5600).

Copyright © 2023 KIS Vietnam Securities Corp. All rights reserved. No part of this report may be reproduced or distributed in any manner without permission of KIS Vietnam Securities Corp.