

# Domestic and foreign activity slow down

## Market overview

The domestic CW market slowed down due to the negative impact from the underlying market. Accordingly, the trading volume was 222 million warrants, down 32% WoW. With trading value by an underlying asset, covered warrants that STB and HPG as the underlying asset attracted the most trading interest, recording nearly 39% of total trading volume. Besides, trading interest also remained on other CWs with different underlying assets such as MWG, VPB, and VRE. Due to the active correction phase, the CW market is likely to keep slowing down in the upcoming week.

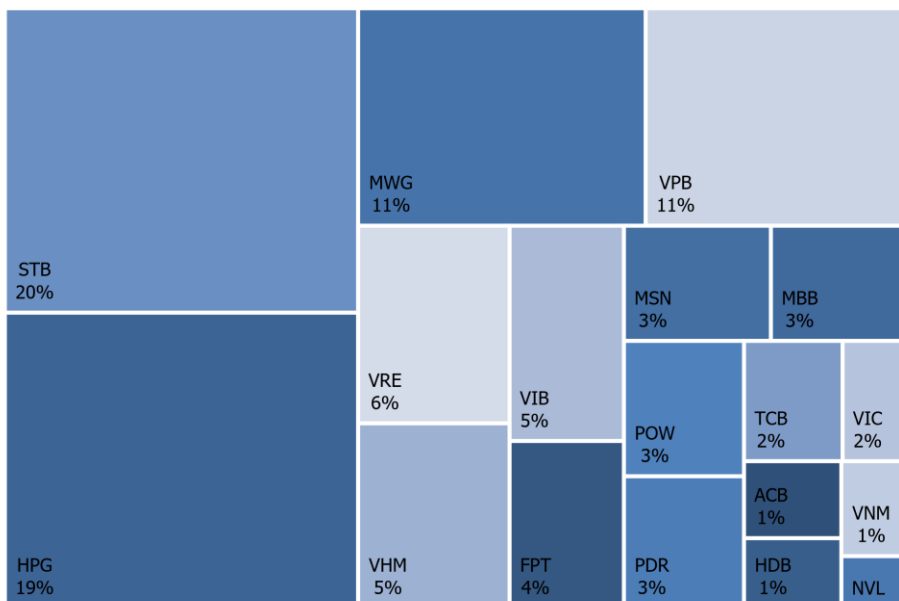
## Foreign trading activity

Trading activity from foreign investor turned flat, net sell value was VND0.9bn. By underlying asset, covered warrants which have PDR as the underlying asset absorbed the highest trading value from foreigners, accounting for 36% of foreign trading volume, followed by HPG and STB.

The covered warrant market has slowed down in trading volume from both domestic and foreign investors. Besides, the underlying market is currently in a correction phase phase, which is likely to have an impact both domestic and foreign trading activity in the upcoming period.

*Note: The covered warrant market is commonly used for short-term trading which means volatility level is extremely high. Notably, covered warrant has the positive correlation with its underlying, the short-term fluctuation in the underlying price could lead to the big move in covered warrant.*

**Figure 1. CW trading value by underlying asset**

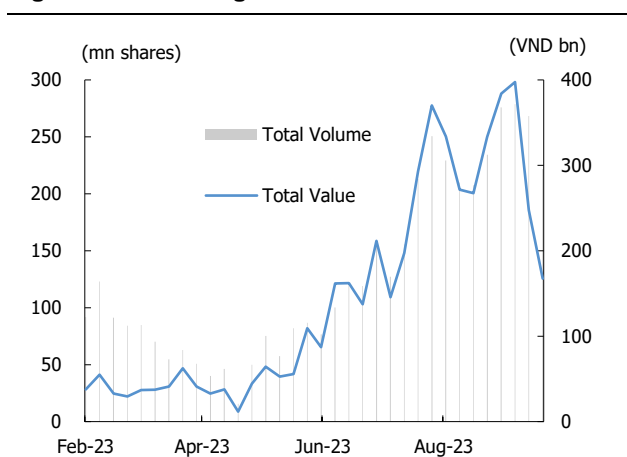


Source: FiinPro, KIS

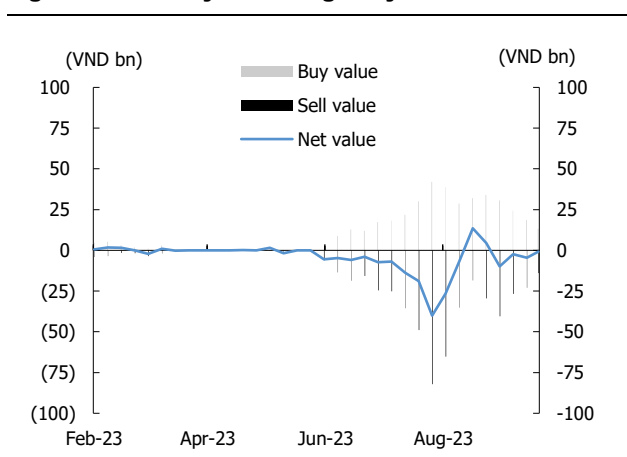
**Table 1. Weekly market overview**

Number of CW	180
Trading volume (share mn)	221,542,723
Trading value (VND bn)	167
Increasing CW	118
Decreasing CW	40
Unchanged CW	22

Source: Fiinpro, KIS

**Figure 2. CW trading value and volume**

Source: FiinPro, KIS

**Figure 3. Weekly net foreign buy/sell**

Source: FiinPro, KIS

**Table 3. Top 10 foreign net buys**

(VND, %WoW, USD bn)

Ticker	Last Trading Date	Price	% Chg	Buy	Sell	Net
CPDR2302	21/11/2023	1,290	4.9	73.2	(28.5)	44.7
CSTB2308	29/11/2023	900	13.9	45.3	(20.1)	25.1
CSTB2305	29/12/2023	900	11.1	14.1	(0.1)	14.0
CHDB2301	27/10/2023	310		15.7	(2.4)	13.3
CPDR2301	27/10/2023	2,210	2.8	31.4	(22.4)	9.0
CTCB2303	01/12/2023	450	4.7	7.5		7.5
CVRE2305	29/11/2023	460	2.2	9.4	(2.5)	6.8
CPDR2305	24/06/2024	1,820	4.6	38.7	(32.9)	5.8
CSTB2310	28/02/2024	940	9.3	16.4	(11.0)	5.4
CVPB2304	29/12/2023	400	(2.4)	7.9	(4.1)	3.8

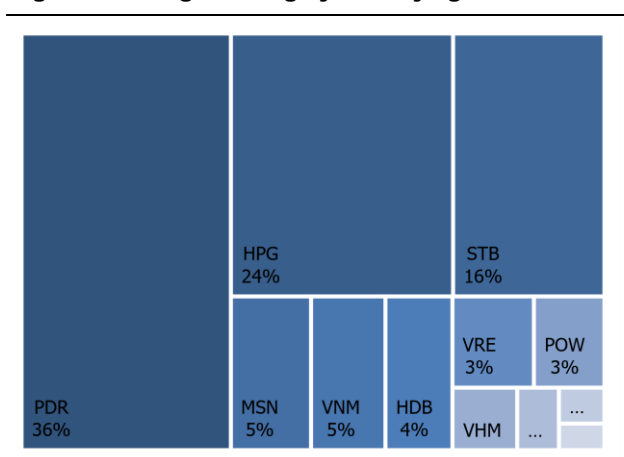
Source: FiinPro, KIS

**Table 2. Top 10 trading value**

(VND, %WoW, VND bn)

Ticker	Last Trading Date	Price	% Chg	Trading value
CSTB2323	22/01/2024	1,180	14.6	13.3
CSTB2320	01/12/2023	930	16.3	11.8
CMWG2305	22/05/2024	4,150	9.2	7.9
CVPB2307	01/12/2023	350	9.4	5.9
CFPT2307	29/01/2024	2,250	2.7	5.7
CSTB2321	29/01/2024	1,080	16.1	5.6
CFPT2304	15/12/2023	2,270	1.8	5.6
CMWG2306	01/12/2023	370	19.4	5.4
CMWG2307	29/01/2024	640	16.4	5.3
CHPG2323	01/12/2023	320	3.2	4.9

Source: FiinPro, KIS

**Figure 4. Foreign trading by underlying asset**

Source: FiinPro, KIS

**Table 4. Top 10 foreign net sells**

(VND, %WoW, USD bn)

Ticker	Last Trading Date	Price	% Chg	Buy	Sell	Net	
CPDR2304	22/12/2023	1,560	5.4	36.9	(94.9)	(58.0)	
CHPG2308	27/10/2023	810			56.4	(93.1)	(36.7)
CHPG2316	20/09/2024	1,080	2.9	9.1	(28.6)	(19.5)	
CHPG2311	29/11/2023	1,160	0.9	6.0	(16.9)	(10.9)	
CVRE2308	24/06/2024	760	1.3	2.6	(9.5)	(6.9)	
CSTB2315	22/03/2024	730	9.0	6.4	(12.9)	(6.5)	
CHPG2307	29/12/2023	1,000	1.0	2.9	(8.9)	(6.1)	
CVNM2303	29/11/2023	960	4.3	14.7	(20.1)	(5.4)	
CHPG2319	24/06/2024	780	1.3	3.5	(8.6)	(5.1)	
CHDB2306	24/06/2024	840		0.0	(4.7)	(4.6)	

Source: FiinPro, KIS

Table 5. Covered warrant statistic by VN30 constituent

(VND bn, %, Shares)

Underlying asset	Name	Industry	Market Cap	Foreign ownership	CW number	CW market cap	CW trading value	CW trading volume
ACB	Asia Commercial Bank	Financials	83,895.5	30.0%	2	13,200.0	1.3	3,039,900.0
BCM	Becamex IDC Corp.	Real Estate	71,311.5	2.4%				
BID	BIDV	Financials	210,434.6	17.2%				
BVH	Bao Viet Group	Financials	31,103.3	26.4%				
CTG	VietinBank	Financials	135,041.6	27.2%				
FPT	FPT Corp	Information Technology	116,329.1		11	179,170.0	17.1	7,788,141.0
GAS	PetroVietnam Gas	Utilities	193,385.5	3.0%				
GVR	Viet Nam Rubber Group	Materials	79,200.0	0.3%				
HDB	HDBank	Financials	49,028.7		6	7,470.0	1.2	2,776,100.0
HPG	Hoa Phat Group	Materials	144,788.2		25	296,990.0	29.9	42,496,937.0
MBB	MBBank	Financials	94,114.2	23.2%	10	124,410.0	4.0	6,625,700.0
MSN	Masan Group	Consumer Staples	104,165.4	29.7%	11	43,500.0	5.1	6,897,000.0
MWG	Mobile World Investment	Consumer Discretionary	68,740.3	48.3%	10	94,054.0	21.0	25,462,937.0
SHB	SH Bank	Financials	37,998.5	6.2%				
SSB	SeABank	Financials	60,115.7	0.2%				
PLX	Petrolimex	Energy	43,708.4	17.0%				
POW	PV Power	Utilities	25,526.4	5.3%	11	12,620.0	1.8	6,602,400.0
SAB	SABECO	Consumer Staples	89,138.1	61.9%				
SSI	SSI Securities Corp.	Financials	47,447.7	44.0%				
STB	Sacombank	Financials	56,367.9	22.3%	23	375,560.0	43.5	43,774,257.0
TCB	Techcombank	Financials	111,848.2	22.5%	8	95,881.0	5.6	4,829,400.0
TPB	TPBank	Financials	36,437.1	29.9%	1	920.0	0.1	161,000.0
VCB	Vietcombank	Financials	472,278.2	23.5%				
VHM	Vinhomes	Real Estate	193,987.1	24.2%	12	40,260.0	3.6	11,394,900.0
VIB	VIBBank	Financials	46,930.9	20.5%	2	16,970.0	2.9	10,037,100.0
VIC	VinGroup	Real Estate	173,915.5	12.7%	7	17,440.0	1.7	3,388,990.0
VJC	Vietjet Air	Industrials	51,723.9	17.5%				
VNM	Vinamilk	Consumer Staples	151,939.8	55.2%	8	33,320.0	2.2	2,722,800.0
VPB	VPBank	Financials	140,263.2	16.4%	10	119,460.0	12.4	23,570,017.0
VRE	Vincom Retail	Real Estate	60,898.1	32.6%	13	116,970.0	3.4	12,189,900.0

Source: Bloomberg, Fiinpro, KIS

CW: Covered warrant

Table 6. Trading Covered warrant on HSX

(VND, %)

No	CW Code	Covered Warrant			Underlying asset				% Premium	Time to maturity	Last Trading Date
		Executive ratio	Issue price	Closing price	Underlying	Exercise price	Breakeven price	Closing price			
1	CVNM2301	9.68460 : 1	1,000	850	VNM	66,715	74,947	74,200	(1.0)	15	27/10/2023
2	CVIC2301	8.00000 : 1	1,000	250	VIC	53,979	55,979	45,950	(18.2)	15	27/10/2023
3	CVHM2301	8.00000 : 1	1,000	60	VHM	56,879	57,359	46,050	(21.5)	15	27/10/2023
4	CSTB2304	5.00000 : 1	1,000	590	STB	28,666	31,616	30,950	(4.4)	15	27/10/2023
5	CPOW2301	2.00000 : 1	1,000	50	POW	13,979	14,079	11,200	(20.0)	15	27/10/2023
6	CPDR2301	4.00000 : 1	1,000	2,210	PDR	14,222	23,062	23,100	0.6	15	27/10/2023
7	CNVL2301	4.00000 : 1	1,000	420	NVL	13,456	15,136	13,900	(4.8)	15	27/10/2023
8	CHDB2301	3.48150 : 1	1,000	310	HDB	16,827	17,906	17,100	(4.7)	15	27/10/2023
9	CVRE2302	5.00000 : 1	1,000	140	VRE	28,666	29,366	27,450	(8.5)	15	27/10/2023
10	CMSN2301	10.00000 : 1	1,000	300	MSN	73,979	76,979	72,700	(3.8)	15	27/10/2023
11	CHPG2308	4.00000 : 1	1,000	810	HPG	22,111	25,351	24,950	(0.5)	15	27/10/2023
12	CVRE2221	4.00000 : 1	2,100	50	VRE	32,500	32,700	27,450	(17.8)	16	30/10/2023
13	CFPT2214	8.49830 : 1	1,900	3,240	FPT	64,588	92,122	92,700	0.3	16	30/10/2023
14	CHPG2227	2.00000 : 1	2,400	2,480	HPG	20,500	25,460	24,950	(0.9)	16	30/10/2023
15	CMBB2215	1.69650 : 1	2,500	1,810	MBB	15,269	18,340	18,150	(0.8)	16	30/10/2023
16	CMWG2215	9.90490 : 1	1,300	690	MWG	44,572	51,406	48,300	(4.5)	16	30/10/2023
17	CTCB2216	4.00000 : 1	1,800	1,290	TCB	27,500	32,660	32,050	(0.9)	16	30/10/2023
18	CSTB2225	2.00000 : 1	2,900	5,310	STB	20,500	31,120	30,950	(2.9)	16	30/10/2023
19	CVHM2220	5.00000 : 1	3,000	60	VHM	58,000	58,300	46,050	(22.8)	16	30/10/2023
20	CFPT2303	8.49830 : 1	1,510	2,300	FPT	73,085	92,631	92,700	(0.2)	22	07/11/2023
21	CHPG2306	3.00000 : 1	1,380	1,800	HPG	20,000	25,400	24,950	(0.7)	22	07/11/2023
22	CMWG2302	5.94300 : 1	1,350	390	MWG	49,525	51,843	48,300	(5.3)	22	07/11/2023
23	CSTB2303	2.00000 : 1	4,500	4,550	STB	22,000	31,100	30,950	(2.8)	22	07/11/2023
24	CHDB2302	3.48150 : 1	1,000	510	HDB	16,536	18,312	17,100	(6.8)	32	21/11/2023
25	CNVL2302	4.00000 : 1	1,000	450	NVL	16,333	18,133	13,900	(20.5)	32	21/11/2023
26	CPDR2302	4.00000 : 1	1,100	1,290	PDR	18,666	23,826	23,100	(2.6)	32	21/11/2023
27	CVIC2302	8.00000 : 1	1,000	340	VIC	55,666	58,386	45,950	(21.5)	32	21/11/2023
28	CPOW2302	2.00000 : 1	1,000	190	POW	14,333	14,713	11,200	(23.5)	32	21/11/2023
29	CSTB2311	2.00000 : 1	1,700	1,890	STB	27,700	31,480	30,950	(4.0)	37	28/11/2023
30	CHPG2311	4.00000 : 1	1,100	1,160	HPG	21,234	25,874	24,950	(2.5)	38	29/11/2023
31	CVHM2304	8.00000 : 1	1,100	340	VHM	53,555	56,275	46,050	(20.0)	38	29/11/2023
32	CSTB2308	5.00000 : 1	1,100	900	STB	27,799	32,299	30,950	(6.4)	38	29/11/2023
33	CMSN2304	10.00000 : 1	1,200	530	MSN	75,678	80,978	72,700	(8.5)	38	29/11/2023
34	CVRE2305	5.00000 : 1	1,100	460	VRE	27,111	29,411	27,450	(8.6)	38	29/11/2023
35	CVNM2303	9.68460 : 1	1,000	960	VNM	67,791	77,088	74,200	(3.8)	38	29/11/2023
36	CACB2302	4.00000 : 1	1,000	380	ACB	22,000	23,520	21,800	(7.7)	40	01/12/2023
37	CFPT2306	7.90750 : 1	1,700	2,090	FPT	78,087	94,614	92,700	(2.3)	40	01/12/2023
38	CHPG2323	4.00000 : 1	1,100	320	HPG	26,000	27,280	24,950	(7.6)	40	01/12/2023
39	CMBB2307	4.00000 : 1	1,000	340	MBB	18,000	19,360	18,150	(6.0)	40	01/12/2023
40	CMSN2308	8.00000 : 1	2,000	410	MSN	80,000	83,280	72,700	(11.0)	40	01/12/2023
41	CMWG2306	8.00000 : 1	1,000	370	MWG	50,000	52,960	48,300	(7.3)	40	01/12/2023
42	CSTB2320	4.00000 : 1	1,100	930	STB	28,500	32,220	30,950	(6.2)	40	01/12/2023
43	CVHM2308	8.00000 : 1	1,100	150	VHM	61,000	62,200	46,050	(27.7)	40	01/12/2023
44	CVIB2303	4.00000 : 1	1,000	160	VIB	20,500	21,140	18,700	(10.7)	40	01/12/2023
45	CVIC2307	8.00000 : 1	1,000	430	VIC	58,500	61,940	45,950	(26.0)	40	01/12/2023
46	CVNM2307	8.00000 : 1	1,100	590	VNM	75,000	79,720	74,200	(6.9)	40	01/12/2023
47	CVPB2307	4.00000 : 1	1,000	350	VPB	21,500	22,900	20,950	(7.8)	40	01/12/2023
48	CTCB2303	4.00000 : 1	1,200	450	TCB	33,500	35,300	32,050	(8.4)	40	01/12/2023
49	CVRE2309	6.00000 : 1	1,000	190	VRE	29,000	30,140	27,450	(10.8)	40	01/12/2023
50	CSTB2317	3.00000 : 1	2,600	1,120	STB	30,000	33,360	30,950	(9.4)	50	15/12/2023

51	CVPB2306	2.00000	: 1	2,800	1,400	VPB	20,000	22,800	20,950	(7.4)	50	15/12/2023
52	CFPT2304	9.88440	: 1	2,700	2,270	FPT	71,168	93,606	92,700	(1.2)	50	15/12/2023
53	CHPG2320	2.00000	: 1	2,900	950	HPG	27,000	28,900	24,950	(12.7)	50	15/12/2023
54	CPOW2307	2.00000	: 1	1,800	200	POW	13,500	13,900	11,200	(19.0)	50	15/12/2023
55	CPDR2304	4.00000	: 1	1,100	1,560	PDR	17,999	24,239	23,100	(4.3)	55	22/12/2023
56	CNVL2304	4.00000	: 1	1,100	790	NVL	15,555	18,715	13,900	(23.0)	55	22/12/2023
57	CHDB2303	3.48150	: 1	1,000	530	HDB	17,504	19,349	17,100	(11.8)	55	22/12/2023
58	CPOW2303	2.00000	: 1	1,100	200	POW	15,333	15,733	11,200	(28.4)	55	22/12/2023
59	CVIC2303	8.00000	: 1	1,100	600	VIC	57,777	62,577	45,950	(26.8)	55	22/12/2023
60	CSTB2309	5.00000	: 1	1,000	720	STB	30,555	34,155	30,950	(11.5)	60	29/12/2023
61	CHPG2312	4.00000	: 1	1,000	860	HPG	23,777	27,217	24,950	(7.3)	60	29/12/2023
62	CHPG2307	4.00000	: 1	1,000	1,000	HPG	22,666	26,666	24,950	(5.4)	60	29/12/2023
63	CMBB2305	8.48250	: 1	1,000	600	MBB	14,419	19,509	18,150	(6.7)	60	29/12/2023
64	CVPB2304	16.00000	: 1	1,000	400	VPB	16,999	23,399	20,950	(9.8)	60	29/12/2023
65	CMWG2304	19.80990	: 1	1,000	880	MWG	33,676	51,109	48,300	(4.0)	60	29/12/2023
66	CTPB2303	7.18750	: 1	1,000	460	TPB	15,812	19,118	16,800	(12.0)	60	29/12/2023
67	CSTB2305	5.00000	: 1	1,000	900	STB	29,111	33,611	30,950	(10.1)	60	29/12/2023
68	CHPG2324	4.00000	: 1	1,200	450	HPG	26,000	27,800	24,950	(9.3)	63	03/01/2024
69	CFPT2308	7.90750	: 1	1,400	2,160	FPT	80,064	97,144	92,700	(4.8)	76	22/01/2024
70	CHPG2327	2.00000	: 1	2,200	740	HPG	29,000	30,480	24,950	(17.3)	76	22/01/2024
71	CMBB2310	2.00000	: 1	1,400	830	MBB	19,000	20,660	18,150	(11.9)	76	22/01/2024
72	CMSN2310	8.00000	: 1	1,700	580	MSN	83,000	87,640	72,700	(15.5)	76	22/01/2024
73	CPOW2310	1.00000	: 1	2,000	470	POW	14,000	14,470	11,200	(22.2)	76	22/01/2024
74	CSTB2323	4.00000	: 1	1,200	1,180	STB	29,000	33,720	30,950	(10.4)	76	22/01/2024
75	CMWG2308	4.95250	: 1	1,800	1,000	MWG	52,001	56,954	48,300	(13.8)	76	22/01/2024
76	CTCB2305	4.00000	: 1	1,400	1,080	TCB	32,000	36,320	32,050	(10.9)	76	22/01/2024
77	CVHM2310	5.00000	: 1	2,000	330	VHM	59,000	60,650	46,050	(25.8)	76	22/01/2024
78	CVPB2310	2.00000	: 1	1,800	1,110	VPB	21,500	23,720	20,950	(11.0)	76	22/01/2024
79	CVRE2311	4.00000	: 1	1,100	650	VRE	29,000	31,600	27,450	(14.9)	76	22/01/2024
80	CTCB2304	4.00000	: 1	1,300	670	TCB	34,500	37,180	32,050	(13.0)	81	29/01/2024
81	CVHM2309	8.00000	: 1	1,300	190	VHM	62,000	63,520	46,050	(29.2)	81	29/01/2024
82	CVPB2308	4.00000	: 1	1,000	460	VPB	22,000	23,840	20,950	(11.5)	81	29/01/2024
83	CSTB2321	4.00000	: 1	1,200	1,080	STB	29,000	33,320	30,950	(9.3)	81	29/01/2024
84	CMWG2307	8.00000	: 1	1,100	640	MWG	50,000	55,120	48,300	(11.0)	81	29/01/2024
85	CMSN2309	8.00000	: 1	1,900	550	MSN	85,000	89,400	72,700	(17.1)	81	29/01/2024
86	CMBB2308	4.00000	: 1	1,000	430	MBB	18,500	20,220	18,150	(10.0)	81	29/01/2024
87	CHPG2325	4.00000	: 1	1,100	390	HPG	27,500	29,060	24,950	(13.2)	81	29/01/2024
88	CVRE2310	6.00000	: 1	1,000	210	VRE	30,000	31,260	27,450	(14.0)	81	29/01/2024
89	CACB2303	4.00000	: 1	1,000	500	ACB	22,500	24,500	21,800	(11.4)	81	29/01/2024
90	CFPT2307	7.90750	: 1	1,900	2,250	FPT	79,075	96,867	92,700	(4.6)	81	29/01/2024
91	CMSN2312	5.00000	: 1		460	MSN	98,100	100,400	72,700	(26.2)	92	13/02/2024
92	CMWG2311	3.00000	: 1		590	MWG	58,900	60,670	48,300	(19.1)	92	13/02/2024
93	CPOW2311	1.00000	: 1		190	POW	15,500	15,690	11,200	(28.2)	92	13/02/2024
94	CVNM2309	5.00000	: 1		720	VNM	82,000	85,600	74,200	(13.3)	92	13/02/2024
95	CVPB2313	2.00000	: 1		720	VPB	24,200	25,640	20,950	(17.7)	92	13/02/2024
96	CFPT2312	4.94220	: 1		2,000	FPT	91,529	101,413	92,700	(8.8)	92	13/02/2024
97	CVRE2314	3.00000	: 1		310	VRE	34,100	35,030	27,450	(23.3)	92	13/02/2024
98	CPOW2305	2.00000	: 1	1,200	230	POW	14,999	15,459	11,200	(27.2)	100	23/02/2024
99	CVIC2305	8.00000	: 1	1,100	740	VIC	61,111	67,031	45,950	(31.7)	100	23/02/2024
100	CHPG2317	4.00000	: 1	1,200	640	HPG	26,888	29,448	24,950	(14.4)	100	23/02/2024
101	CVHM2306	8.00000	: 1	1,100	540	VHM	60,666	64,986	46,050	(30.8)	100	23/02/2024
102	CMSN2306	10.00000	: 1	1,200	790	MSN	79,999	87,899	72,700	(15.7)	100	23/02/2024
103	CSTB2314	5.00000	: 1	1,100	800	STB	32,222	36,222	30,950	(16.6)	100	23/02/2024
104	CVRE2307	5.00000	: 1	1,100	530	VRE	30,333	32,983	27,450	(18.5)	100	23/02/2024

105	CVNM2305	9.68460	: 1	1,100	1,100	VNM	71,020	81,673	74,200	(9.2)	100	23/02/2024
106	CHDB2305	3.48150	: 1	1,100	640	HDB	18,471	20,699	17,100	(17.5)	100	23/02/2024
107	CHPG2314	2.00000	: 1	1,500	2,630	HPG	21,450	26,710	24,950	(5.6)	102	27/02/2024
108	CVRE2306	5.00000	: 1	1,200	590	VRE	29,333	32,283	27,450	(16.7)	103	28/02/2024
109	CHPG2313	4.00000	: 1	1,100	1,090	HPG	23,333	27,693	24,950	(8.9)	103	28/02/2024
110	CMSN2305	10.00000	: 1	1,300	900	MSN	76,789	85,789	72,700	(13.6)	103	28/02/2024
111	CSTB2310	5.00000	: 1	1,200	940	STB	30,333	35,033	30,950	(13.7)	103	28/02/2024
112	CVHM2305	8.00000	: 1	1,200	380	VHM	57,777	60,817	46,050	(26.0)	103	28/02/2024
113	CVNM2304	9.68460	: 1	1,200	1,270	VNM	68,760	81,059	74,200	(8.5)	103	28/02/2024
114	CMBB2313	2.00000	: 1		950	MBB	21,000	22,900	18,150	(20.5)	115	15/03/2024
115	CHPG2330	3.00000	: 1		660	HPG	31,000	32,980	24,950	(23.5)	115	15/03/2024
116	CTCB2308	3.00000	: 1		920	TCB	37,000	39,760	32,050	(18.6)	115	15/03/2024
117	CFPT2311	9.88440	: 1		1,370	FPT	88,960	102,502	92,700	(9.8)	115	15/03/2024
118	CHDB2304	3.48150	: 1	1,100	750	HDB	18,277	20,888	17,100	(18.3)	120	22/03/2024
119	CPOW2304	2.00000	: 1	1,300	200	POW	16,333	16,733	11,200	(32.7)	120	22/03/2024
120	CPDR2303	4.00000	: 1	1,300	1,550	PDR	19,888	26,088	23,100	(11.1)	120	22/03/2024
121	CVIC2304	8.00000	: 1	1,200	830	VIC	59,888	66,528	45,950	(31.1)	120	22/03/2024
122	CNVL2303	4.00000	: 1	1,300	860	NVL	17,333	20,773	13,900	(30.6)	120	22/03/2024
123	CSTB2315	5.00000	: 1	1,100	730	STB	34,333	37,983	30,950	(20.4)	120	22/03/2024
124	CHPG2318	4.00000	: 1	1,200	540	HPG	29,222	31,382	24,950	(19.6)	120	22/03/2024
125	CVPB2305	3.00000	: 1	2,900	1,770	VPB	18,000	23,310	20,950	(9.4)	136	15/04/2024
126	CPOW2308	5.00000	: 1	1,300	330	POW	12,000	13,650	11,200	(17.5)	136	15/04/2024
127	CHPG2321	3.00000	: 1	3,400	1,600	HPG	24,500	29,300	24,950	(13.9)	136	15/04/2024
128	CFPT2305	9.88440	: 1	4,000	2,960	FPT	67,214	96,472	92,700	(4.2)	136	15/04/2024
129	CSTB2319	9.00000	: 1	1,400	890	STB	27,000	35,010	30,950	(13.7)	136	15/04/2024
130	CVNM2308	8.00000	: 1	1,800	1,660	VNM	69,000	82,280	74,200	(9.8)	150	03/05/2024
131	CVHM2312	5.00000	: 1	2,800	790	VHM	56,000	59,950	46,050	(24.9)	150	03/05/2024
132	CVRE2312	4.00000	: 1	1,600	1,130	VRE	27,500	32,020	27,450	(16.1)	150	03/05/2024
133	CVPB2311	2.00000	: 1	2,500	1,930	VPB	20,500	24,360	20,950	(13.3)	150	03/05/2024
134	CMBB2309	4.00000	: 1	1,000	590	MBB	19,000	21,360	18,150	(14.8)	150	03/05/2024
135	CSTB2322	4.00000	: 1	1,400	1,400	STB	30,000	35,600	30,950	(15.1)	150	03/05/2024
136	CVPB2309	4.00000	: 1	1,100	630	VPB	22,500	25,020	20,950	(15.6)	150	03/05/2024
137	CHPG2326	4.00000	: 1	1,300	700	HPG	27,500	30,300	24,950	(16.8)	150	03/05/2024
138	CTCB2306	4.00000	: 1	1,900	1,380	TCB	32,000	37,520	32,050	(13.8)	150	03/05/2024
139	CMWG2309	5.00000	: 1	2,000	1,100	MWG	54,000	59,500	48,300	(17.5)	150	03/05/2024
140	CSTB2324	4.00000	: 1	1,200	1,360	STB	31,000	36,440	30,950	(17.1)	150	03/05/2024
141	CMBB2311	2.00000	: 1	1,700	1,230	MBB	19,000	21,460	18,150	(15.2)	150	03/05/2024
142	CHPG2328	2.00000	: 1	2,400	1,580	HPG	28,500	31,660	24,950	(20.3)	150	03/05/2024
143	CFPT2309	7.90750	: 1	2,000	2,590	FPT	80,064	100,544	92,700	(8.1)	150	03/05/2024
144	CSTB2318	4.00000	: 1	2,000	1,240	STB	32,000	36,960	30,950	(18.2)	158	15/05/2024
145	CPOW2309	2.00000	: 1	2,000	480	POW	14,500	15,460	11,200	(27.2)	158	15/05/2024
146	CVRE2303	3.00000	: 1	2,500	2,110	VRE	25,000	31,330	27,450	(14.2)	163	22/05/2024
147	CVIB2302	1.66520	: 1	2,000	1,530	VIB	19,150	21,698	18,700	(13.0)	163	22/05/2024
148	CVHM2302	4.00000	: 1	3,800	1,860	VHM	50,000	57,440	46,050	(21.7)	163	22/05/2024
149	CTCB2302	3.00000	: 1	3,100	2,490	TCB	27,000	34,470	32,050	(6.2)	163	22/05/2024
150	CSTB2306	2.00000	: 1	2,600	2,760	STB	30,000	35,520	30,950	(14.9)	163	22/05/2024
151	CMWG2305	3.96200	: 1	2,000	4,150	MWG	35,658	52,100	48,300	(5.8)	163	22/05/2024
152	CMSN2302	6.00000	: 1	3,300	2,510	MSN	66,000	81,060	72,700	(8.6)	163	22/05/2024
153	CMBB2306	1.69650	: 1	1,800	1,800	MBB	16,965	20,019	18,150	(9.1)	163	22/05/2024
154	CHPG2309	3.00000	: 1	1,200	1,390	HPG	24,000	28,170	24,950	(10.5)	163	22/05/2024
155	CSTB2312	5.00000	: 1	1,400	1,070	STB	33,333	38,683	30,950	(21.9)	185	21/06/2024
156	CHPG2315	4.00000	: 1	1,400	1,810	HPG	27,777	35,017	24,950	(28.0)	185	21/06/2024
157	CVRE2308	5.00000	: 1	1,300	760	VRE	31,333	35,133	27,450	(23.5)	186	24/06/2024
158	CHDB2306	3.48150	: 1	1,200	840	HDB	19,341	22,265	17,100	(23.3)	186	24/06/2024

159	CVNM2306	9.68460	: 1	1,300	1,450	VNM	73,172	87,215	74,200	(14.9)	186	24/06/2024
160	CNVL2305	4.00000	: 1	1,300	1,350	NVL	16,999	22,399	13,900	(35.7)	186	24/06/2024
161	CSTB2316	5.00000	: 1	1,300	890	STB	36,333	40,783	30,950	(25.9)	186	24/06/2024
162	CHPG2319	4.00000	: 1	1,400	780	HPG	30,111	33,231	24,950	(24.1)	186	24/06/2024
163	CMSN2307	10.00000	: 1	1,400	1,120	MSN	82,999	94,199	72,700	(21.4)	186	24/06/2024
164	CPOW2306	2.00000	: 1	1,400	390	POW	15,999	16,779	11,200	(32.9)	186	24/06/2024
165	CPDR2305	4.00000	: 1	1,300	1,820	PDR	20,222	27,502	23,100	(15.6)	186	24/06/2024
166	CVHM2307	8.00000	: 1	1,300	550	VHM	62,666	67,066	46,050	(32.9)	186	24/06/2024
167	CVIC2306	8.00000	: 1	1,300	1,600	VIC	62,222	75,022	45,950	(38.9)	186	24/06/2024
168	CHPG2322	2.00000	: 1	2,900	2,250	HPG	30,000	34,500	24,950	(26.9)	201	15/07/2024
169	CFPT2310	7.90750	: 1	2,000	2,860	FPT	84,512	107,127	92,700	(13.7)	215	02/08/2024
170	CHPG2329	2.00000	: 1	2,800	1,930	HPG	29,000	32,860	24,950	(23.3)	215	02/08/2024
171	CMBB2312	2.00000	: 1	1,900	1,470	MBB	19,500	22,440	18,150	(18.9)	215	02/08/2024
172	CMSN2311	8.00000	: 1	2,400	1,180	MSN	88,500	97,940	72,700	(24.4)	215	02/08/2024
173	CSTB2325	4.00000	: 1	1,400	1,420	STB	31,500	37,180	30,950	(18.7)	215	02/08/2024
174	CMWG2310	5.00000	: 1	2,400	1,480	MWG	54,500	61,900	48,300	(20.7)	215	02/08/2024
175	CTCB2307	4.00000	: 1	2,000	1,490	TCB	34,000	39,960	32,050	(19.0)	215	02/08/2024
176	CVRE2313	4.00000	: 1	1,600	1,210	VRE	29,500	34,340	27,450	(21.7)	215	02/08/2024
177	CVPB2312	2.00000	: 1	2,700	2,170	VPB	21,000	25,340	20,950	(16.7)	215	02/08/2024
178	CVHM2311	5.00000	: 1	2,800	960	VHM	60,500	65,300	46,050	(31.1)	215	02/08/2024
179	CSTB2313	5.00000	: 1	1,500	1,170	STB	35,555	41,405	30,950	(27.0)	250	20/09/2024
180	CHPG2316	4.00000	: 1	1,500	1,080	HPG	28,888	33,208	24,950	(24.1)	250	20/09/2024

Source: Bloomberg, Fiinpro, KIS

CW: Covered warrant, Sort by % Premium

## Global Disclaimer

### ■ General

This research report and marketing materials for Vietnamese securities are originally prepared and issued by the Research Center of KIS Vietnam Securities Corp., an organization licensed with the State Securities Commission of Vietnam. The analyst(s) who participated in preparing and issuing this research report and marketing materials is/are licensed and regulated by the State Securities Commission of Vietnam in Vietnam only. This report and marketing materials are copyrighted and may not be copied, redistributed, forwarded or altered in any way without the consent of KIS Vietnam Securities Corp..

This research report and marketing materials are for information purposes only. They are not and should not be construed as an offer or solicitation of an offer to purchase or sell any securities or other financial instruments or to participate in any trading strategy. This research report and marketing materials do not provide individually tailored investment advice. This research report and marketing materials do not take into account individual investor circumstances, objectives or needs, and are not intended as recommendations of particular securities, financial instruments or strategies to any particular investor. The securities and other financial instruments discussed in this research report and marketing materials may not be suitable for all investors. The recipient of this research report and marketing materials must make their own independent decisions regarding any securities or financial instruments mentioned herein and investors should seek the advice of a financial adviser. KIS Vietnam Securities Corp. does not undertake that investors will obtain any profits, nor will it share with investors any investment profits. KIS Vietnam Securities Corp., its affiliates, or their affiliates and directors, officers, employees or agents of each of them disclaim any and all responsibility or liability whatsoever for any loss (director consequential) or damage arising out of the use of all or any part of this report or its contents or otherwise arising in connection therewith. Information and opinions contained herein are subject to change without notice and may differ or be contrary to opinions expressed by other business areas or KIS Vietnam Securities Corp. The final investment decision is based on the client's judgment, and this research report and marketing materials cannot be used as evidence in any legal dispute related to investment decisions.

### ■ Country-specific disclaimer

**United States:** This report is distributed in the U.S. by Korea Investment & Securities America, Inc., a member of FINRA/SIPC, and is only intended for major U.S. institutional investors as defined in Rule 15a-6(a)(2) under the U.S. Securities Exchange Act of 1934. All U.S. persons that receive this document by their acceptance thereof represent and warrant that they are a major U.S. institutional investor and have not received this report under any express or implied understanding that they will direct commission income to Korea Investment & Securities, Co., Ltd. or its affiliates. Pursuant to Rule 15a-6(a)(3), any U.S. recipient of this document wishing to effect a transaction in any securities discussed herein should contact and place orders with Korea Investment & Securities America, Inc., which accepts responsibility for the contents of this report in the U.S. The securities described in this report may not have been registered under the U.S. Securities Act of 1933, as amended, and, in such case, may not be offered or sold in the U.S. or to U.S. person absent registration or an applicable exemption from the registration requirement.

**United Kingdom:** This report is not an invitation nor is it intended to be an inducement to engage in investment activity for the purpose of section 21 of the Financial Services and Markets Act 2000 of the United Kingdom ("FSMA"). To the extent that this report does constitute such an invitation or inducement, it is directed only at (i) persons who are investment professionals within the meaning of Article 19(5) of the Financial Services and Markets Act 2000 (Financial Promotion) Order 2005 (as amended) of the United Kingdom (the "Financial Promotion Order"); (ii) persons who fall within Articles 49(2)(a) to (d) ("high net worth companies, unincorporated associations etc.") of the Financial Promotion Order; and (iii) any other persons to whom this report can, for the purposes of section 21 of FSMA, otherwise lawfully be made (all such persons together being referred to as "relevant persons"). Any investment or investment activity to which this report relates is available only to relevant persons and will be engaged in only with relevant persons. Persons who are not relevant persons must not act or rely on this report.

**Hong Kong:** This research report and marketing materials may be distributed in Hong Kong to institutional clients by Korea Investment & Securities Asia Limited (KISA), a Hong Kong representative subsidiary of Korea Investment & Securities Co., Ltd., and may not otherwise be distributed to any other party. KISA provides equity sales service to institutional clients in Hong Kong for Korean securities under its sole discretion, and is thus solely responsible for provision of the aforementioned equity selling activities in Hong Kong. All requests by and correspondence with Hong Kong investors involving securities discussed in this report and marketing materials must be effected through KISA, which is registered with The Securities & Futures Commission (SFC) of Hong Kong. Korea Investment & Securities Co., Ltd. is not a registered financial institution under Hong Kong's SFC.

**Singapore:** This report is provided pursuant to the financial advisory licensing exemption under Regulation 27(1)(e) of the Financial Advisers Regulation of Singapore and accordingly may only be provided to persons in Singapore who are "institutional investors" as defined in Section 4A of the Securities and Futures Act, Chapter 289 of Singapore. This report is intended only for the person to whom Korea Investment & Securities Co., Ltd. has provided this report and such person may not send, forward or transmit in any way this report or any copy of this report to any other person. Please contact Korea Investment & Securities Singapore Pte Ltd in respect of any matters arising from, or in connection with, the analysis or report (Contact Number: 65 6501 5600).

Copyright © 2023 KIS Vietnam Securities Corp. All rights reserved. No part of this report may be reproduced or distributed in any manner without permission of KIS Vietnam Securities Corp.