

# The vibrant again of the CW market

## Market overview

The domestic CW market was vibrant again as the liquidity reversed to increase after the 3-week consecutive decrease. Accordingly, the trading volume reached 234 million warrants/ VND333.5bn, up 13%/ 25% respectively, from the previous week. With trading value by an underlying asset, covered warrants that STB and HPG as the underlying asset attracted the most trading interest, recording nearly 38% of total trading volume, increased by 7% compared to the previous week. Besides, the spread level had decreased, however, trading interest still maintains on the other CWs with different underlying assets such as VHM, MWG, VPB, and VRE. The next time, the uptrend of the underlying market is expected to create positive impacts on the CW market.

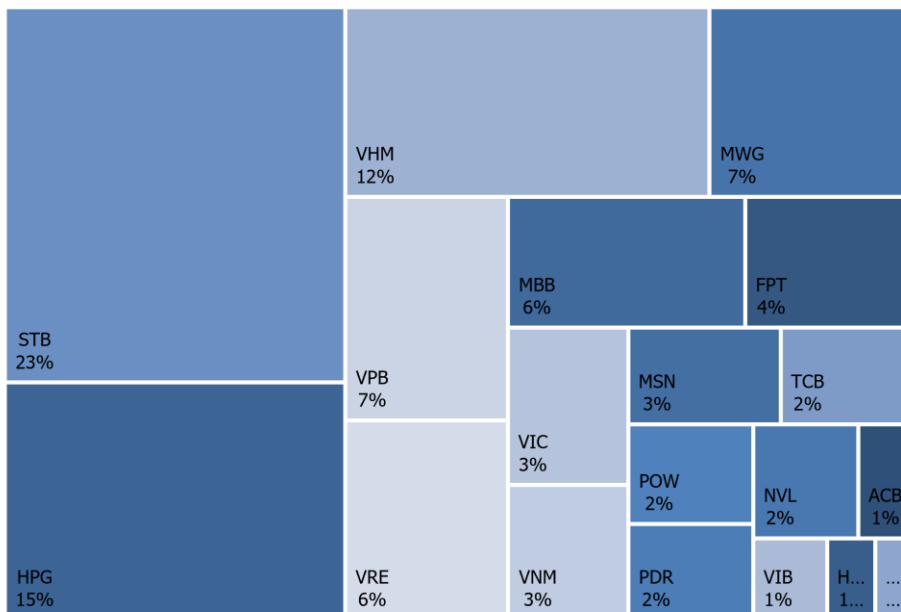
## Foreign trading activity

The foreign selling pressure was intensified, however, demand remained at a high level, helping the market record net buying at VND4.5bn in the previous week. By underlying asset, covered warrants which have HPG as the underlying asset absorbed the highest trading value from foreigners, accounting for 19% of foreign trading volume, followed by PDR and STB.

Although selling pressure came back again, demand still maintained at a high level and trading interest remained to spread to all cover. Moreover, the positivity of the underlying market is also expected to cause positive impacts to the warrant market in the next time.

*Note: The covered warrant market is commonly used for short-term trading which means volatility level is extremely high. Notably, covered warrant has the positive correlation with its underlying, the short-term fluctuation in the underlying price could lead to the big move in covered warrant.*

**Figure 1. CW trading value by underlying asset**



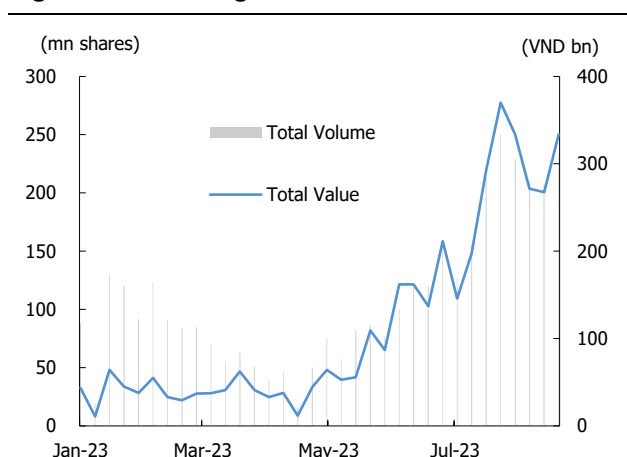
Source: FiinPro, KIS

**Table 1. Weekly market overview**

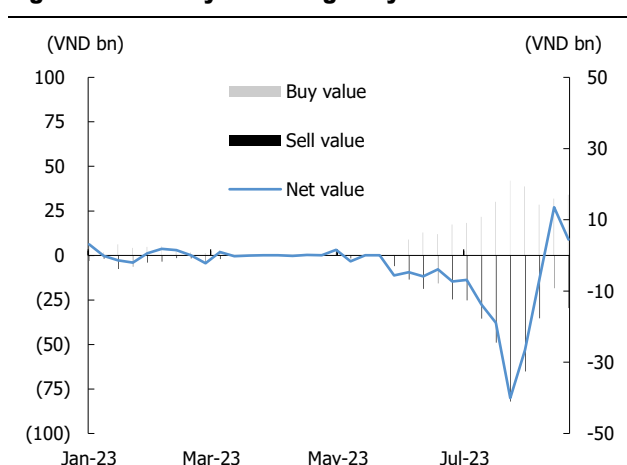
Number of CW	181
Trading volume (share mn)	234,181,913
Trading value (VND bn)	333
Increasing CW	60
Decreasing CW	99
Unchanged CW	22

Source: Fiinpro, KIS

**KIS Research**  
Researchdept@kisvn.vn

**Figure 2. CW trading value and volume**

Source: FiinPro, KIS

**Figure 3. Weekly net foreign buy/sell**

Source: FiinPro, KIS

**Table 3. Top 10 foreign net buys**

(VND, %WoW, USD bn)

Ticker	Last Trading Date	Price	% Chg	Buy	Sell	Net
CHPG2310	29/09/2023	1,470	3.5	105.3	(34.6)	70.7
CSTB2321	29/01/2024	1,580	(2.5)	52.6	52.6	
CSTB2307	29/09/2023	670		92.4	(46.0)	46.5
CNVL2303	22/03/2024	1,760	3.5	37.4	(1.2)	36.2
CSTB2320	01/12/2023	1,450	(2.0)	33.9	33.9	
CVNM2302	29/09/2023	1,100	3.8	64.4	(38.1)	26.3
CPDR2301	27/10/2023	2,900		117.6	(94.4)	23.2
CNVL2301	27/10/2023	2,220	1.4	48.3	(25.9)	22.4
CHPG2314	27/02/2024	4,120	3.0	21.8	21.8	
CSTB2310	28/02/2024	1,300	(3.0)	29.1	(10.8)	18.3

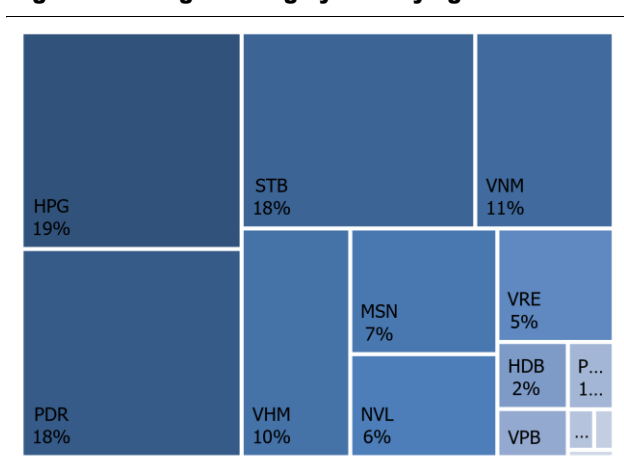
Source: FiinPro, KIS

**Table 2. Top 10 trading value**

(VND, %WoW, VND bn)

Ticker	Last Trading Date	Price	% Chg	Trading value
CSTB2322	03/05/2024	1,780	-	25.9
CSTB2324	03/05/2024	1,690	8.3	12.9
CHPG2306	07/11/2023	3,070	5.1	9.2
CSTB2325	02/08/2024	1,950	-	8.7
CFPT2306	01/12/2023	2,780	(2.8)	8.6
CSTB2225	30/10/2023	6,150	(1.9)	8.3
CVIC2307	01/12/2023	1,300	(1.5)	8.0
CVHM2302	22/05/2024	2,800	(6.7)	8.0
CMWG2307	29/01/2024	1,210	5.2	7.1
CFPT2307	29/01/2024	2,930	(2.3)	6.5

Source: FiinPro, KIS

**Figure 4. Foreign trading by underlying asset**

Source: FiinPro, KIS

**Table 4. Top 10 foreign net sells**

(VND, %WoW, USD bn)

Ticker	Last Trading Date	Price	% Chg	Buy	Sell	Net
CVHM2304	29/11/2023	910	(1.1)	19.8	(89.8)	(69.9)
CVHM2301	27/10/2023	450	(15.1)	10.0	(61.0)	(51.0)
CHPG2315	21/06/2024	1,670	1.2	2.9	(49.9)	(47.0)
CVHM2307	24/06/2024	1,170	(4.9)	1.6	(34.3)	(32.7)
CPDR2302	21/11/2023	1,940	(1.0)	70.3	(97.5)	(27.2)
CVHM2305	28/02/2024	960	(10.3)	7.8	(22.5)	(14.7)
CSTB2305	29/12/2023	1,250	(6.0)	10.3	(23.5)	(13.2)
CMSN2306	23/02/2024	1,470	(1.3)	29.3	(42.1)	(12.8)
CVHM2306	23/02/2024	830	(8.8)	0.3	(10.6)	(10.3)
CPDR2304	22/12/2023	2,280	2.7	17.9	(27.2)	(9.3)

Source: FiinPro, KIS

Table 5. Covered warrant statistic by VN30 constituent

(VND bn, %, Shares)

Underlying asset	Name	Industry	Market Cap	Foreign ownership	CW number	CW market cap	CW trading value	CW trading volume
ACB	Asia Commercial Bank	Financials	87,779.5	30.0%	2	21,000.0	1.8	2,568,600.0
BCM	Becamex IDC Corp.	Real Estate	74,727.0	2.4%				
BID	BIDV	Financials	237,497.7	17.2%				
BVH	Bao Viet Group	Financials	33,553.0	26.5%				
CTG	VietinBank	Financials	155,946.6	27.5%				
FPT	FPT Corp	Information Technology	122,806.0	49.0%	9	195,990.0	27.8	9,177,063.0
GAS	PetroVietnam Gas	Utilities	188,715.5	2.9%				
GVR	Viet Nam Rubber Group	Materials	87,400.0	0.5%				
HDB	HDBank	Financials	48,739.5	19.8%	6	9,500.0	1.2	1,644,800.0
HPG	Hoa Phat Group	Materials	160,488.1	26.0%	26	568,810.0	57.8	34,056,724.0
MBB	MBBank	Financials	96,460.6	23.2%	10	159,705.0	12.5	13,070,000.0
MSN	Masan Group	Consumer Staples	116,613.7	30.1%	11	93,950.0	9.0	6,206,000.0
MWG	Mobile World Investment	Consumer Discretionary	78,685.7	48.4%	10	165,669.0	22.7	16,211,948.0
SHB	SH Bank	Financials	45,055.3	6.9%				
SSB	SeABank	Financials	68,949.0	0.3%				
PLX	Petrolimex	Energy	48,981.3	17.1%				
POW	PV Power	Utilities	29,976.0	5.9%	10	29,550.0	3.3	5,237,700.0
SAB	SABECO	Consumer Staples	101,322.4	62.1%				
SSI	SSI Securities Corp.	Financials	50,071.2	44.6%				
STB	Sacombank	Financials	61,552.3	23.7%	24	507,750.0	94.5	53,842,827.0
TCB	Techcombank	Financials	121,344.7	22.5%	7	150,653.0	8.8	5,345,300.0
TPB	TPBank	Financials	43,152.0	29.5%	2	2,720.0	0.9	1,267,700.0
VCB	Vietcombank	Financials	497,988.0	23.5%				
VHM	Vinhomes	Real Estate	238,183.9	24.2%	13	87,770.0	24.1	29,107,900.0
VIB	VIBBank	Financials	51,624.0	20.5%	2	29,420.0	2.8	2,550,500.0
VIC	VinGroup	Real Estate	236,845.4	13.1%	7	48,810.0	11.4	7,964,823.0
VJC	Vietjet Air	Industrials	53,077.9	17.6%				
VNM	Vinamilk	Consumer Staples	162,598.5	54.9%	8	51,880.0	9.1	6,840,400.0
VPB	VPBank	Financials	140,641.6	16.0%	11	161,238.0	13.7	15,321,700.0
VRE	Vincom Retail	Real Estate	68,851.2	32.7%	13	173,650.0	11.4	13,666,900.0

Source: Bloomberg, Fiinpro, KIS

CW: Covered warrant

Table 6. Trading Covered warrant on HSX

(VND, %)

No	CW Code	Covered Warrant			Underlying asset				% Premium	Time to maturity	Last Trading Date
		Executive ratio	Issue price	Closing price	Underlying	Exercise price	Breakeven price	Closing price			
1	CVPB2301	4.00000 : 1	1,000	680	VPB	19,800	22,520	21,800	(4.7)	10	25/09/2023
2	CHPG2302	2.00000 : 1	2,120	4,360	HPG	20,000	28,720	28,750	(1.3)	10	25/09/2023
3	CVPB2303	16.00000 : 1	1,000	410	VPB	15,777	22,337	21,800	(3.9)	14	29/09/2023
4	CTPB2302	7.18750 : 1	1,000	700	TPB	14,215	19,246	19,400	1.9	14	29/09/2023
5	CMWG2303	19.80990 : 1	1,000	1,190	MWG	31,035	54,609	55,500	0.2	14	29/09/2023
6	CMBB2304	8.48250 : 1	1,000	750	MBB	13,006	19,368	19,100	(1.6)	14	29/09/2023
7	CVRE2304	5.00000 : 1	1,000	330	VRE	29,999	31,649	29,600	(4.8)	14	29/09/2023
8	CVNM2302	9.68460 : 1	1,000	1,100	VNM	69,944	80,597	80,000	(1.4)	14	29/09/2023
9	CVHM2303	8.00000 : 1	1,000	160	VHM	59,888	61,168	54,000	(10.1)	14	29/09/2023
10	CSTB2307	5.00000 : 1	1,000	670	STB	29,999	33,349	32,500	(1.7)	14	29/09/2023
11	CMSN2303	10.00000 : 1	1,000	750	MSN	77,999	85,499	81,800	(4.2)	14	29/09/2023
12	CHPG2310	4.00000 : 1	1,000	1,470	HPG	23,222	29,102	28,750	(2.5)	14	29/09/2023
13	CHPG2308	4.00000 : 1	1,000	1,790	HPG	22,111	29,271	28,750	(3.1)	34	27/10/2023
14	CMSN2301	10.00000 : 1	1,000	1,170	MSN	73,979	85,679	81,800	(4.4)	34	27/10/2023
15	CSTB2304	5.00000 : 1	1,000	1,040	STB	28,666	33,866	32,500	(3.2)	34	27/10/2023
16	CPOW2301	2.00000 : 1	1,000	360	POW	13,979	14,699	12,850	(12.2)	34	27/10/2023
17	CPDR2301	4.00000 : 1	1,000	2,900	PDR	14,222	25,822	25,600	(2.1)	34	27/10/2023
18	CNVL2301	4.00000 : 1	1,000	2,220	NVL	13,456	22,336	22,000	(4.0)	34	27/10/2023
19	CHDB2301	3.48150 : 1	1,000	520	HDB	16,827	18,637	17,350	(7.9)	34	27/10/2023
20	CVRE2302	5.00000 : 1	1,000	610	VRE	28,666	31,716	29,600	(5.0)	34	27/10/2023
21	CVNM2301	9.68460 : 1	1,000	1,530	VNM	66,715	81,532	80,000	(2.5)	34	27/10/2023
22	CVIC2301	8.00000 : 1	1,000	1,590	VIC	53,979	66,699	59,100	(8.3)	34	27/10/2023
23	CVHM2301	8.00000 : 1	1,000	450	VHM	56,879	60,479	54,000	(9.1)	34	27/10/2023
24	CVRE2221	4.00000 : 1	2,100	340	VRE	32,500	33,860	29,600	(11.0)	35	30/10/2023
25	CFPT2214	8.49830 : 1	1,900	3,950	FPT	64,588	98,156	97,600	(0.6)	35	30/10/2023
26	CHPG2227	2.00000 : 1	2,400	4,330	HPG	20,500	29,160	28,750	(2.7)	35	30/10/2023
27	CMBB2215	1.69650 : 1	2,500	2,510	MBB	15,269	19,527	19,100	(2.4)	35	30/10/2023
28	CMWG2215	9.90490 : 1	1,300	1,230	MWG	44,572	56,755	55,500	(3.6)	35	30/10/2023
29	CTCB2216	4.00000 : 1	1,800	2,160	TCB	27,500	36,140	35,350	(2.7)	35	30/10/2023
30	CSTB2225	2.00000 : 1	2,900	6,150	STB	20,500	32,800	32,500	(0.1)	35	30/10/2023
31	CVHM2220	5.00000 : 1	3,000	580	VHM	58,000	60,900	54,000	(9.7)	35	30/10/2023
32	CFPT2303	8.49830 : 1	1,510	2,980	FPT	73,085	98,410	97,600	(0.8)	41	07/11/2023
33	CHPG2306	3.00000 : 1	1,380	3,070	HPG	20,000	29,210	28,750	(2.9)	41	07/11/2023
34	CMWG2302	5.94300 : 1	1,350	1,140	MWG	49,525	56,300	55,500	(2.8)	41	07/11/2023
35	CSTB2303	2.00000 : 1	4,500	5,480	STB	22,000	32,960	32,500	(0.5)	41	07/11/2023
36	CHDB2302	3.48150 : 1	1,000	680	HDB	16,536	18,903	17,350	(9.2)	51	21/11/2023
37	CNVL2302	4.00000 : 1	1,000	1,600	NVL	16,333	22,733	22,000	(5.6)	51	21/11/2023
38	CPDR2302	4.00000 : 1	1,100	1,940	PDR	18,666	26,426	25,600	(4.3)	51	21/11/2023
39	CVIC2302	8.00000 : 1	1,000	1,630	VIC	55,666	68,706	59,100	(11.0)	51	21/11/2023
40	CPOW2302	2.00000 : 1	1,000	390	POW	14,333	15,113	12,850	(14.6)	51	21/11/2023
41	CSTB2311	2.00000 : 1	1,700	2,930	STB	27,700	33,560	32,500	(2.3)	56	28/11/2023
42	CHPG2311	4.00000 : 1	1,100	2,100	HPG	21,234	29,634	28,750	(4.3)	57	29/11/2023
43	CMSN2304	10.00000 : 1	1,200	1,320	MSN	75,678	88,878	81,800	(7.9)	57	29/11/2023
44	CVRE2305	5.00000 : 1	1,100	900	VRE	27,111	31,611	29,600	(4.7)	57	29/11/2023
45	CVNM2303	9.68460 : 1	1,000	1,590	VNM	67,791	83,190	80,000	(4.5)	57	29/11/2023
46	CVHM2304	8.00000 : 1	1,100	910	VHM	53,555	60,835	54,000	(9.6)	57	29/11/2023
47	CSTB2308	5.00000 : 1	1,100	1,310	STB	27,799	34,349	32,500	(4.6)	57	29/11/2023
48	CACB2302	4.00000 : 1	1,000	650	ACB	22,000	24,600	22,750	(7.4)	59	01/12/2023
49	CFPT2306	7.90750 : 1	1,700	2,780	FPT	78,087	100,070	97,600	(2.5)	59	01/12/2023
50	CHPG2323	4.00000 : 1	1,100	1,080	HPG	26,000	30,320	28,750	(6.5)	59	01/12/2023

51	CMBB2307	4.00000 : 1	1,000	590	MBB	18,000	20,360	19,100	(6.4)	59	01/12/2023
52	CMSN2308	8.00000 : 1	2,000	1,250	MSN	80,000	90,000	81,800	(9.0)	59	01/12/2023
53	CMWG2306	8.00000 : 1	1,000	1,090	MWG	50,000	58,720	55,500	(6.8)	59	01/12/2023
54	CSTB2320	4.00000 : 1	1,100	1,450	STB	28,500	34,300	32,500	(4.4)	59	01/12/2023
55	CVHM2308	8.00000 : 1	1,100	330	VHM	61,000	63,640	54,000	(13.6)	59	01/12/2023
56	CVIB2303	4.00000 : 1	1,000	490	VIB	20,500	22,460	20,600	(8.4)	59	01/12/2023
57	CVIC2307	8.00000 : 1	1,000	1,300	VIC	58,500	68,900	59,100	(11.2)	59	01/12/2023
58	CVNM2307	8.00000 : 1	1,100	1,240	VNM	75,000	84,920	80,000	(6.4)	59	01/12/2023
59	CVPB2307	4.00000 : 1	1,000	580	VPB	21,500	23,820	21,800	(9.9)	59	01/12/2023
60	CTCB2303	4.00000 : 1	1,200	1,170	TCB	33,500	38,180	35,350	(7.9)	59	01/12/2023
61	CVRE2309	6.00000 : 1	1,000	490	VRE	29,000	31,940	29,600	(5.7)	59	01/12/2023
62	CSTB2317	3.00000 : 1	2,600	1,830	STB	30,000	35,490	32,500	(7.6)	69	15/12/2023
63	CVPB2306	2.00000 : 1	2,800	1,960	VPB	20,000	23,920	21,800	(10.3)	69	15/12/2023
64	CFPT2304	9.88440 : 1	2,700	2,910	FPT	71,168	99,932	97,600	(2.3)	69	15/12/2023
65	CHPG2320	2.00000 : 1	2,900	2,370	HPG	27,000	31,740	28,750	(10.6)	69	15/12/2023
66	CPOW2307	2.00000 : 1	1,800	700	POW	13,500	14,900	12,850	(13.4)	69	15/12/2023
67	CNVL2304	4.00000 : 1	1,100	1,850	NVL	15,555	22,955	22,000	(6.6)	74	22/12/2023
68	CPOW2303	2.00000 : 1	1,100	390	POW	15,333	16,113	12,850	(19.9)	74	22/12/2023
69	CPDR2304	4.00000 : 1	1,100	2,280	PDR	17,999	27,119	25,600	(6.7)	74	22/12/2023
70	CHDB2303	3.48150 : 1	1,000	670	HDB	17,504	19,837	17,350	(13.5)	74	22/12/2023
71	CVIC2303	8.00000 : 1	1,100	1,670	VIC	57,777	71,137	59,100	(14.0)	74	22/12/2023
72	CHPG2312	4.00000 : 1	1,000	1,670	HPG	23,777	30,457	28,750	(6.9)	79	29/12/2023
73	CSTB2309	5.00000 : 1	1,000	1,090	STB	30,555	36,005	32,500	(9.0)	79	29/12/2023
74	CHPG2307	4.00000 : 1	1,000	1,870	HPG	22,666	30,146	28,750	(5.9)	79	29/12/2023
75	CVPB2304	16.00000 : 1	1,000	510	VPB	16,999	25,159	21,800	(14.7)	79	29/12/2023
76	CTPB2303	7.18750 : 1	1,000	660	TPB	15,812	20,556	19,400	(4.6)	79	29/12/2023
77	CMWG2304	19.80990 : 1	1,000	1,140	MWG	33,676	56,259	55,500	(2.7)	79	29/12/2023
78	CMBB2305	8.48250 : 1	1,000	740	MBB	14,419	20,696	19,100	(7.9)	79	29/12/2023
79	CSTB2305	5.00000 : 1	1,000	1,250	STB	29,111	35,361	32,500	(7.3)	79	29/12/2023
80	CHPG2324	4.00000 : 1	1,200	1,190	HPG	26,000	30,760	28,750	(7.8)	82	03/01/2024
81	CFPT2308	7.90750 : 1	1,400	2,780	FPT	80,064	102,047	97,600	(4.4)	95	22/01/2024
82	CHPG2327	2.00000 : 1	2,200	1,930	HPG	29,000	32,860	28,750	(13.7)	95	22/01/2024
83	CMBB2310	2.00000 : 1	1,400	1,300	MBB	19,000	21,600	19,100	(11.8)	95	22/01/2024
84	CMSN2310	8.00000 : 1	1,700	1,470	MSN	83,000	94,760	81,800	(13.6)	95	22/01/2024
85	CPOW2310	1.00000 : 1	2,000	1,400	POW	14,000	15,400	12,850	(16.2)	95	22/01/2024
86	CSTB2323	4.00000 : 1	1,200	1,600	STB	29,000	35,400	32,500	(7.4)	95	22/01/2024
87	CMWG2308	4.95250 : 1	1,800	1,940	MWG	52,001	61,609	55,500	(11.2)	95	22/01/2024
88	CTCB2305	4.00000 : 1	1,400	1,680	TCB	32,000	38,720	35,350	(9.2)	95	22/01/2024
89	CVHM2310	5.00000 : 1	2,000	1,130	VHM	59,000	64,650	54,000	(14.9)	95	22/01/2024
90	CVPB2310	2.00000 : 1	1,800	1,590	VPB	21,500	24,680	21,800	(13.0)	95	22/01/2024
91	CVRE2311	4.00000 : 1	1,100	1,210	VRE	29,000	33,840	29,600	(11.0)	95	22/01/2024
92	CTCB2304	4.00000 : 1	1,300	1,320	TCB	34,500	39,780	35,350	(11.6)	100	29/01/2024
93	CVHM2309	8.00000 : 1	1,300	510	VHM	62,000	66,080	54,000	(16.8)	100	29/01/2024
94	CVPB2308	4.00000 : 1	1,000	700	VPB	22,000	24,800	21,800	(13.5)	100	29/01/2024
95	CSTB2321	4.00000 : 1	1,200	1,580	STB	29,000	35,320	32,500	(7.2)	100	29/01/2024
96	CMWG2307	8.00000 : 1	1,100	1,210	MWG	50,000	59,680	55,500	(8.3)	100	29/01/2024
97	CHPG2325	4.00000 : 1	1,100	1,050	HPG	27,500	31,700	28,750	(10.5)	100	29/01/2024
98	CMSN2309	8.00000 : 1	1,900	1,320	MSN	85,000	95,560	81,800	(14.3)	100	29/01/2024
99	CMBB2308	4.00000 : 1	1,000	670	MBB	18,500	21,180	19,100	(10.0)	100	29/01/2024
100	CVRE2310	6.00000 : 1	1,000	560	VRE	30,000	33,360	29,600	(9.7)	100	29/01/2024
101	CACB2303	4.00000 : 1	1,000	750	ACB	22,500	25,500	22,750	(10.6)	100	29/01/2024
102	CFPT2307	7.90750 : 1	1,900	2,930	FPT	79,075	102,244	97,600	(4.5)	100	29/01/2024
103	CPOW2305	2.00000 : 1	1,200	680	POW	14,999	16,359	12,850	(21.1)	119	23/02/2024
104	CMSN2306	10.00000 : 1	1,200	1,470	MSN	79,999	94,699	81,800	(13.5)	119	23/02/2024

105	CSTB2314	5.00000 : 1	1,100	1,170	STB	32,222	38,072	32,500	(13.9)	119	23/02/2024
106	CVRE2307	5.00000 : 1	1,100	930	VRE	30,333	34,983	29,600	(13.9)	119	23/02/2024
107	CVNM2305	9.68460 : 1	1,100	1,690	VNM	71,020	87,387	80,000	(9.0)	119	23/02/2024
108	CHDB2305	3.48150 : 1	1,100	770	HDB	18,471	21,152	17,350	(18.9)	119	23/02/2024
109	CVIC2305	8.00000 : 1	1,100	1,740	VIC	61,111	75,031	59,100	(18.5)	119	23/02/2024
110	CHPG2317	4.00000 : 1	1,200	1,380	HPG	26,888	32,408	28,750	(12.5)	119	23/02/2024
111	CVHM2306	8.00000 : 1	1,100	830	VHM	60,666	67,306	54,000	(18.3)	119	23/02/2024
112	CHPG2314	2.00000 : 1	1,500	4,120	HPG	21,450	29,690	28,750	(4.5)	121	27/02/2024
113	CVRE2306	5.00000 : 1	1,200	1,100	VRE	29,333	34,833	29,600	(13.5)	122	28/02/2024
114	CVNM2304	9.68460 : 1	1,200	1,850	VNM	68,760	86,677	80,000	(8.3)	122	28/02/2024
115	CVHM2305	8.00000 : 1	1,200	960	VHM	57,777	65,457	54,000	(16.0)	122	28/02/2024
116	CSTB2310	5.00000 : 1	1,200	1,300	STB	30,333	36,833	32,500	(11.0)	122	28/02/2024
117	CHPG2313	4.00000 : 1	1,100	1,940	HPG	23,333	31,093	28,750	(8.8)	122	28/02/2024
118	CMSN2305	10.00000 : 1	1,300	1,720	MSN	76,789	93,989	81,800	(12.9)	122	28/02/2024
119	CHDB2304	3.48150 : 1	1,100	890	HDB	18,277	21,376	17,350	(19.7)	139	22/03/2024
120	CNVL2303	4.00000 : 1	1,300	1,760	NVL	17,333	24,373	22,000	(12.0)	139	22/03/2024
121	CPDR2303	4.00000 : 1	1,300	2,230	PDR	19,888	28,808	25,600	(12.2)	139	22/03/2024
122	CVIC2304	8.00000 : 1	1,200	1,850	VIC	59,888	74,688	59,100	(18.1)	139	22/03/2024
123	CHPG2318	4.00000 : 1	1,200	1,240	HPG	29,222	34,182	28,750	(17.0)	139	22/03/2024
124	CPOW2304	2.00000 : 1	1,300	590	POW	16,333	17,513	12,850	(26.3)	139	22/03/2024
125	CSTB2315	5.00000 : 1	1,100	1,090	STB	34,333	39,783	32,500	(17.6)	139	22/03/2024
126	CVPB2305	3.00000 : 1	2,900	2,200	VPB	18,000	24,600	21,800	(12.8)	155	15/04/2024
127	CFPT2305	9.88440 : 1	4,000	3,470	FPT	67,214	101,513	97,600	(3.9)	155	15/04/2024
128	CHPG2321	3.00000 : 1	3,400	2,300	HPG	24,500	31,400	28,750	(9.7)	155	15/04/2024
129	CSTB2319	9.00000 : 1	1,400	1,070	STB	27,000	36,630	32,500	(10.5)	155	15/04/2024
130	CPOW2308	5.00000 : 1	1,300	630	POW	12,000	15,150	12,850	(14.8)	155	15/04/2024
131	CMBB2309	4.00000 : 1	1,000	790	MBB	19,000	22,160	19,100	(14.0)	169	03/05/2024
132	CSTB2322	4.00000 : 1	1,400	1,780	STB	30,000	37,120	32,500	(11.7)	169	03/05/2024
133	CVPB2309	4.00000 : 1	1,100	890	VPB	22,500	26,060	21,800	(17.7)	169	03/05/2024
134	CHPG2326	4.00000 : 1	1,300	1,350	HPG	27,500	32,900	28,750	(13.8)	169	03/05/2024
135	CHPG2328	2.00000 : 1	2,400	2,830	HPG	28,500	34,160	28,750	(17.0)	169	03/05/2024
136	CFPT2309	7.90750 : 1	2,000	3,170	FPT	80,064	105,131	97,600	(7.2)	169	03/05/2024
137	CVRE2312	4.00000 : 1	1,600	1,730	VRE	27,500	34,420	29,600	(12.5)	169	03/05/2024
138	CVNM2308	8.00000 : 1	1,800	2,290	VNM	69,000	87,320	80,000	(9.0)	169	03/05/2024
139	CVPB2311	2.00000 : 1	2,500	2,330	VPB	20,500	25,160	21,800	(14.7)	169	03/05/2024
140	CVHM2312	5.00000 : 1	2,800	1,900	VHM	56,000	65,500	54,000	(16.0)	169	03/05/2024
141	CTCB2306	4.00000 : 1	1,900	2,120	TCB	32,000	40,480	35,350	(13.1)	169	03/05/2024
142	CMWG2309	5.00000 : 1	2,000	2,140	MWG	54,000	64,700	55,500	(15.4)	169	03/05/2024
143	CSTB2324	4.00000 : 1	1,200	1,690	STB	31,000	37,760	32,500	(13.2)	169	03/05/2024
144	CMBB2311	2.00000 : 1	1,700	1,640	MBB	19,000	22,280	19,100	(14.5)	169	03/05/2024
145	CSTB2318	4.00000 : 1	2,000	1,790	STB	32,000	39,160	32,500	(16.3)	177	15/05/2024
146	CPOW2309	2.00000 : 1	2,000	1,070	POW	14,500	16,640	12,850	(22.4)	177	15/05/2024
147	CVRE2303	3.00000 : 1	2,500	2,710	VRE	25,000	33,130	29,600	(9.1)	182	22/05/2024
148	CVIB2302	1.66520 : 1	2,000	2,180	VIB	19,150	22,780	20,600	(9.7)	182	22/05/2024
149	CVHM2302	4.00000 : 1	3,800	2,800	VHM	50,000	61,200	54,000	(10.1)	182	22/05/2024
150	CTCB2302	3.00000 : 1	3,100	3,770	TCB	27,000	38,310	35,350	(8.2)	182	22/05/2024
151	CSTB2306	2.00000 : 1	2,600	3,590	STB	30,000	37,180	32,500	(11.8)	182	22/05/2024
152	CMWG2305	3.96200 : 1	2,000	5,750	MWG	35,658	58,440	55,500	(6.4)	182	22/05/2024
153	CMSN2302	6.00000 : 1	3,300	4,060	MSN	66,000	90,360	81,800	(9.4)	182	22/05/2024
154	CMBB2306	1.69650 : 1	1,800	2,190	MBB	16,965	20,680	19,100	(7.8)	182	22/05/2024
155	CHPG2309	3.00000 : 1	1,200	2,150	HPG	24,000	30,450	28,750	(6.9)	182	22/05/2024
156	CHPG2315	4.00000 : 1	1,400	1,670	HPG	27,777	34,457	28,750	(17.7)	204	21/06/2024
157	CSTB2312	5.00000 : 1	1,400	1,480	STB	33,333	40,733	32,500	(19.5)	204	21/06/2024
158	CVNM2306	9.68460 : 1	1,300	1,980	VNM	73,172	92,348	80,000	(13.9)	205	24/06/2024

159	CVRE2308	5.00000 : 1	1,300	1,200	VRE	31,333	37,333	29,600	(19.3)	205	24/06/2024
160	CSTB2316	5.00000 : 1	1,300	1,280	STB	36,333	42,733	32,500	(23.3)	205	24/06/2024
161	CHPG2319	4.00000 : 1	1,400	1,480	HPG	30,111	36,031	28,750	(21.3)	205	24/06/2024
162	CVHM2307	8.00000 : 1	1,300	1,170	VHM	62,666	72,026	54,000	(23.6)	205	24/06/2024
163	CVIC2306	8.00000 : 1	1,300	2,010	VIC	62,222	78,302	59,100	(21.9)	205	24/06/2024
164	CHDB2306	3.48150 : 1	1,200	960	HDB	19,341	22,683	17,350	(24.3)	205	24/06/2024
165	CNVL2305	4.00000 : 1	1,300	2,090	NVL	16,999	25,359	22,000	(15.4)	205	24/06/2024
166	CMSN2307	10.00000 : 1	1,400	1,870	MSN	82,999	101,699	81,800	(19.5)	205	24/06/2024
167	CPOW2306	2.00000 : 1	1,400	930	POW	15,999	17,859	12,850	(27.7)	205	24/06/2024
168	CPDR2305	4.00000 : 1	1,300	2,440	PDR	20,222	29,982	25,600	(15.6)	205	24/06/2024
169	CHPG2322	2.00000 : 1	2,900	3,500	HPG	30,000	37,000	28,750	(23.4)	220	15/07/2024
170	CFPT2310	7.90750 : 1	2,000	3,210	FPT	84,512	109,895	97,600	(11.2)	234	02/08/2024
171	CHPG2329	2.00000 : 1	2,800	3,280	HPG	29,000	35,560	28,750	(20.2)	234	02/08/2024
172	CMBB2312	2.00000 : 1	1,900	1,870	MBB	19,500	23,240	19,100	(18.0)	234	02/08/2024
173	CMSN2311	8.00000 : 1	2,400	2,040	MSN	88,500	104,820	81,800	(21.9)	234	02/08/2024
174	CSTB2325	4.00000 : 1	1,400	1,950	STB	31,500	39,300	32,500	(16.6)	234	02/08/2024
175	CMWG2310	5.00000 : 1	2,400	2,500	MWG	54,500	67,000	55,500	(18.3)	234	02/08/2024
176	CTCB2307	4.00000 : 1	2,000	2,190	TCB	34,000	42,760	35,350	(17.8)	234	02/08/2024
177	CVHM2311	5.00000 : 1	2,800	1,940	VHM	60,500	70,200	54,000	(21.7)	234	02/08/2024
178	CVPB2312	2.00000 : 1	2,700	2,530	VPB	21,000	26,060	21,800	(17.7)	234	02/08/2024
179	CVRE2313	4.00000 : 1	1,600	1,700	VRE	29,500	36,300	29,600	(17.0)	234	02/08/2024
180	CSTB2313	5.00000 : 1	1,500	1,550	STB	35,555	43,305	32,500	(24.3)	269	20/09/2024
181	CHPG2316	4.00000 : 1	1,500	1,800	HPG	28,888	36,088	28,750	(21.4)	269	20/09/2024

Source: Bloomberg, Fiinpro, KIS

CW: Covered warrant, Sort by % Premium

## Global Disclaimer

### ■ General

This research report and marketing materials for Vietnamese securities are originally prepared and issued by the Research Center of KIS Vietnam Securities Corp., an organization licensed with the State Securities Commission of Vietnam. The analyst(s) who participated in preparing and issuing this research report and marketing materials is/are licensed and regulated by the State Securities Commission of Vietnam in Vietnam only. This report and marketing materials are copyrighted and may not be copied, redistributed, forwarded or altered in any way without the consent of KIS Vietnam Securities Corp..

This research report and marketing materials are for information purposes only. They are not and should not be construed as an offer or solicitation of an offer to purchase or sell any securities or other financial instruments or to participate in any trading strategy. This research report and marketing materials do not provide individually tailored investment advice. This research report and marketing materials do not take into account individual investor circumstances, objectives or needs, and are not intended as recommendations of particular securities, financial instruments or strategies to any particular investor. The securities and other financial instruments discussed in this research report and marketing materials may not be suitable for all investors. The recipient of this research report and marketing materials must make their own independent decisions regarding any securities or financial instruments mentioned herein and investors should seek the advice of a financial adviser. KIS Vietnam Securities Corp. does not undertake that investors will obtain any profits, nor will it share with investors any investment profits. KIS Vietnam Securities Corp., its affiliates, or their affiliates and directors, officers, employees or agents of each of them disclaim any and all responsibility or liability whatsoever for any loss (director consequential) or damage arising out of the use of all or any part of this report or its contents or otherwise arising in connection therewith. Information and opinions contained herein are subject to change without notice and may differ or be contrary to opinions expressed by other business areas or KIS Vietnam Securities Corp. The final investment decision is based on the client's judgment, and this research report and marketing materials cannot be used as evidence in any legal dispute related to investment decisions.

### ■ Country-specific disclaimer

**United States:** This report is distributed in the U.S. by Korea Investment & Securities America, Inc., a member of FINRA/SIPC, and is only intended for major U.S. institutional investors as defined in Rule 15a-6(a)(2) under the U.S. Securities Exchange Act of 1934. All U.S. persons that receive this document by their acceptance thereof represent and warrant that they are a major U.S. institutional investor and have not received this report under any express or implied understanding that they will direct commission income to Korea Investment & Securities, Co., Ltd. or its affiliates. Pursuant to Rule 15a-6(a)(3), any U.S. recipient of this document wishing to effect a transaction in any securities discussed herein should contact and place orders with Korea Investment & Securities America, Inc., which accepts responsibility for the contents of this report in the U.S. The securities described in this report may not have been registered under the U.S. Securities Act of 1933, as amended, and, in such case, may not be offered or sold in the U.S. or to U.S. person absent registration or an applicable exemption from the registration requirement.

**United Kingdom:** This report is not an invitation nor is it intended to be an inducement to engage in investment activity for the purpose of section 21 of the Financial Services and Markets Act 2000 of the United Kingdom ("FSMA"). To the extent that this report does constitute such an invitation or inducement, it is directed only at (i) persons who are investment professionals within the meaning of Article 19(5) of the Financial Services and Markets Act 2000 (Financial Promotion) Order 2005 (as amended) of the United Kingdom (the "Financial Promotion Order"); (ii) persons who fall within Articles 49(2)(a) to (d) ("high net worth companies, unincorporated associations etc.") of the Financial Promotion Order; and (iii) any other persons to whom this report can, for the purposes of section 21 of FSMA, otherwise lawfully be made (all such persons together being referred to as "relevant persons"). Any investment or investment activity to which this report relates is available only to relevant persons and will be engaged in only with relevant persons. Persons who are not relevant persons must not act or rely on this report.

**Hong Kong:** This research report and marketing materials may be distributed in Hong Kong to institutional clients by Korea Investment & Securities Asia Limited (KISA), a Hong Kong representative subsidiary of Korea Investment & Securities Co., Ltd., and may not otherwise be distributed to any other party. KISA provides equity sales service to institutional clients in Hong Kong for Korean securities under its sole discretion, and is thus solely responsible for provision of the aforementioned equity selling activities in Hong Kong. All requests by and correspondence with Hong Kong investors involving securities discussed in this report and marketing materials must be effected through KISA, which is registered with The Securities & Futures Commission (SFC) of Hong Kong. Korea Investment & Securities Co., Ltd. is not a registered financial institution under Hong Kong's SFC.

**Singapore:** This report is provided pursuant to the financial advisory licensing exemption under Regulation 27(1)(e) of the Financial Advisers Regulation of Singapore and accordingly may only be provided to persons in Singapore who are "institutional investors" as defined in Section 4A of the Securities and Futures Act, Chapter 289 of Singapore. This report is intended only for the person to whom Korea Investment & Securities Co., Ltd. has provided this report and such person may not send, forward or transmit in any way this report or any copy of this report to any other person. Please contact Korea Investment & Securities Singapore Pte Ltd in respect of any matters arising from, or in connection with, the analysis or report (Contact Number: 65 6501 5600).

Copyright © 2023 KIS Vietnam Securities Corp. All rights reserved. No part of this report may be reproduced or distributed in any manner without permission of KIS Vietnam Securities Corp.