

Trading activity drops

Market overview

Last week, trading volume dropped after forming the peak, trading volume was 202mn, down 20% WoW. With trading value by underlying asset, covered warrants which have STB and HPG as the underlying asset attracted the most of trading interest, recording nearly 44% of total trading volume. Trading interest also spread to other CWs with different underlying assets such as VIC, FPT, and VHM signaling the active market environment where trading opportunities are rich. The correction from the major market has negatively impacted the Cover Warrant market. However, volume and trading value were not decreased strongly which is the good sign for the upcoming recovery.

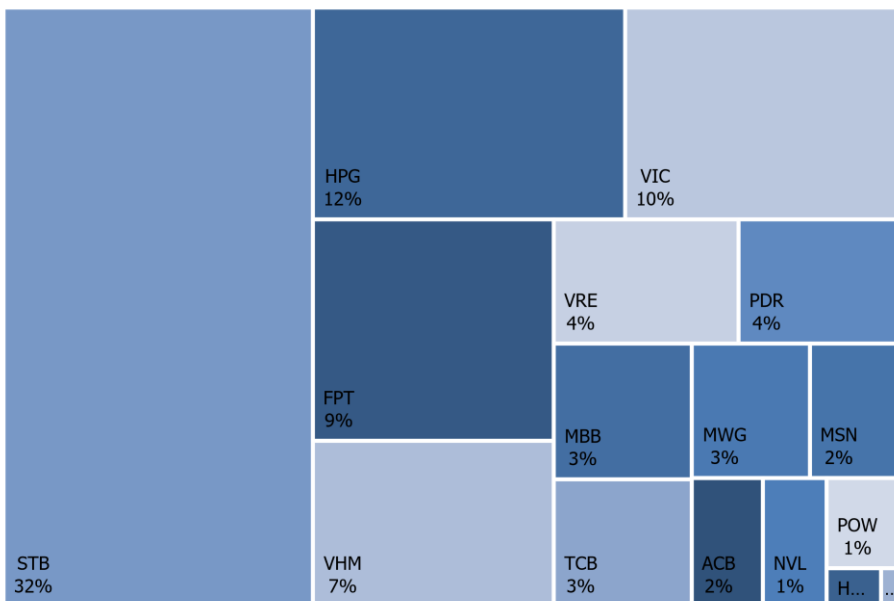
Foreign trading activity

With foreign trading activity, buying and selling activity also dropped after forming the peak. Net sell value was VND8bn. By underlying asset, covered warrants which have STB, PDR, and HPG as the underlying asset absorbed the highest trading value from foreigners, accounting for more than 70% of foreign trading volume.

The trading interest has started to spread to all cover warrants which have different underlying assets as well as trading activity also surged across groups. This is the sign for the active market. However, the correction from the major market has negatively impacted the Cover Warrant market.

Note: The covered warrant market is commonly used for short-term trading which means volatility level is extremely high. Notably, covered warrant has the positive correlation with its underlying, the short-term fluctuation in the underlying price could lead to the big move in covered warrant.

Figure 1. CW trading value by underlying asset



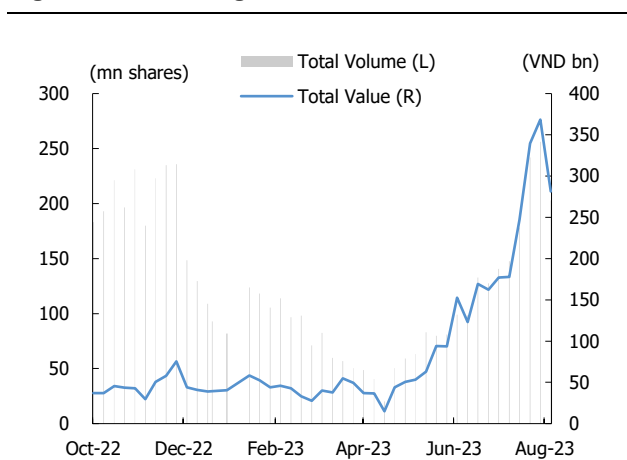
Source: FiinPro, KIS

Table 1. Weekly market overview

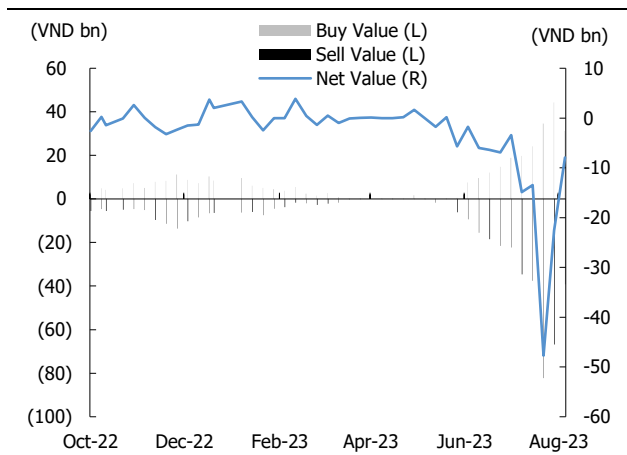
Number of CW	200
Trading volume (share mn)	203
Trading value (VND bn)	281
Increasing CW	31
Decreasing CW	140
Unchanged CW	29

Source: Fiinpro, KIS

KIS Research
Researchdept@kisvn.vn

Figure 2. CW trading value and volume

Source: FiinPro, KIS

Figure 3. Weekly net foreign buy/sell

Source: FiinPro, KIS

Table 3. Top 10 foreign net buys

(VND, %WoW, VND bn)

Ticker	Last Trading Date	Price	% Chg	Buy	Sell	Net
CSTB2310	28/02/2024	1,200	(3.2)	6,653.0	1,430.4	5,223
CSTB2304	27/10/2023	890	(4.3)	4,557.5	1,831.0	2,727
CSTB2313	20/09/2024	1,490	(2.0)	891.2	153.3	738
CVNM2301	27/10/2023	1,110	(2.6)	1,320	723	597
CHPG2324	03/01/2024	740	(5.1)	387	-	387
CVNM2302	29/09/2023	690	(1.4)	572	234	338
CVNM2304	28/02/2024	1,500	(1.3)	623	391	232
CHPG2312	29/12/2023	1,270	(2.3)	264	60	204
CMSN2305	28/02/2024	1,600	(2.4)	173	29	144
CPOW2305	23/02/2024	650	(3.0)	316	224	92

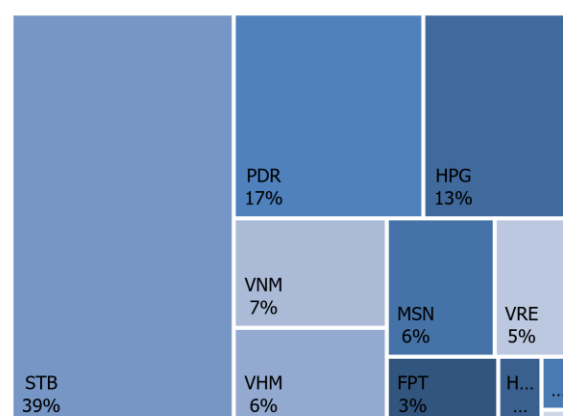
Source: FiinPro, KIS

Table 2. Top 10 trading value

(VND, %WoW, VND bn)

Ticker	Last Trading Date	Price	% Chg	Trading value
CSTB2225	01/11/2023	5,570	(0.5)	23.8
CSTB2224	05/09/2023	5,520	(4.8)	7.3
CFPT2303	09/11/2023	2,050	5.1	5.6
CVHM2302	24/05/2024	3,120	(1.9)	5.3
CSTB2304	30/10/2023	890	(4.3)	4.1
CSTB2310	01/03/2024	1,200	(3.2)	3.9
CSTB2303	09/11/2023	4,820	(3.6)	3.4
CHPG2309	24/05/2024	1,600	(0.6)	3.3
CTCB2302	24/05/2024	3,200	(4.5)	3.2
CMBB2306	24/05/2024	1,810	(4.7)	3.1

Source: FiinPro, KIS

Figure 4. Foreign trading by underlying asset

Source: FiinPro, KIS

Table 4. Top 10 foreign net sells

(VND, %WoW, VND bn)

Ticker	Last Trading Date	Price	% Chg	Buy	Sell	Net
CFPT2303	07/11/2023	2,050	5.1	-	1,746	(1,746)
CSTB2309	29/12/2023	980	(5.8)	229	1,632	(1,403)
CHPG2310	29/09/2023	890	(6.3)	397	1,564	(1,167)
CPDR2305	24/06/2024	1,930	1.0	150	1,220	(1,069)
CSTB2307	29/09/2023	550	(11.3)	1,025	2,067	(1,042)
CPDR2302	21/11/2023	1,320	(2.9)	302	1,241	(939)
CVRE2305	29/11/2023	820	(6.8)	393	1,290	(897)
CVHM2306	23/02/2024	950	(4.0)	64	948	(884)
CHPG2311	29/11/2023	1,550	(3.1)	414	1,278	(864)
CVHM2304	29/11/2023	950	(3.1)	131	898	(767)

Source: FiinPro, KIS

Table 5. Covered warrant statistic by VN30 constituent

(VND bn, %, Shares)

Underlying asset	Name	Industry	Market Cap	Foreign ownership	CW number	CW market cap	CW trading value	CW trading volume
ACB	Asia Commercial Bank	Financials	85,255	30.0	3	12	2.6	3,002,700
BCM	Becamex IDC Corp.	Real Estate	68,828	2.6	-	-	-	-
BID	BIDV	Financials	228,645	17.2	-	-	-	-
BVH	Bao Viet Group	Financials	33,330	26.6	-	-	-	-
CTG	VietinBank	Financials	149,699	27.6	-	-	-	-
FPT	FPT Corp	Information Technology	115,059	49.0	11	120	15.4	7,818,400
GAS	PetroVietnam Gas	Utilities	194,075	2.9	-	-	-	-
GVR	Viet Nam Rubber Group	Materials	78,600	0.5	-	-	-	-
HDB	HDBank	Financials	47,004	19.9	6	8	0.6	915,000
HPG	Hoa Phat Group	Materials	150,894	26.0	27	328	19.1	13,187,805
MBB	MBBank	Financials	94,375	23.2	12	72	5.4	8,567,472
MSN	Masan Group	Consumer Staples	114,038	30.1	12	32	3.6	3,397,900
MWG	Mobile World Investment	Consumer Discretionary	73,859	48.7	11	65	4.6	4,515,300
NVL	Novaland	Real Estate	47,711	17.1	-	-	-	-
PDR	Phat Dat Real Estate	Real Estate	29,273	6.0	10	23	2.0	3,383,400
PLX	Petrolimex	Energy	100,168	62.2	-	-	-	-
POW	PV Power	Utilities	43,246	6.9	-	-	-	-
SAB	SABECO	Consumer Staples	69,194	0.3	-	-	-	-
SSI	SSI Securities Corp.	Financials	48,272	45.0	-	-	-	-
STB	Sacombank	Financials	58,630	23.6	25	337	53.5	22,153,644
TCB	Techcombank	Financials	118,355	22.5	9	69	5.1	4,692,259
TPB	TPBank	Financials	41,501	29.5	2	3	0.2	367,700
VCB	Vietcombank	Financials	481,780	23.5	-	-	-	-
VHM	Vinhomes	Real Estate	235,571	24.2	15	48	11.5	16,009,200
VIB	VIBBank	Financials	49,721	20.5	-	33	-	-
VIC	VinGroup	Real Estate	242,185	13.2	7	34	16.9	-
VJC	Vietjet Air	Industrials	52,536	17.6	-	-	-	-
VNM	Vinamilk	Consumer Staples	156,538	54.7	-	21	-	-
VPB	VPBank	Financials	135,607	16.2	-	39	-	-
VRE	Vincom Retail	Real Estate	65,216	32.5	15	111	6.6	-

Source: Bloomberg, Fiinpro, KIS

CW: Covered warrant

Table 6. Trading Covered warrant on HSX

(VND, %)

No	CW Code	Covered Warrant			Underlying asset				% Premium	Time to maturity	Last Trading Date
		Executive ratio	Issue price	Closing price	Underlying	Exercise price	Breakeven price	Closing price			
1	CSTB2224	2.00000 : 1	2,700	5,520	STB	20,000	31,040	31,550	1.48	4	01/09/2023
2	CVPB2214	4.00000 : 1	1,100	800	VPB	17,000	20,200	20,500	1.34	4	01/09/2023
3	CVIB2201	1.55720 : 1	2,400	2,400	VIB	15,960	19,697	19,750	0.32	4	01/09/2023
4	CHPG2226	2.00000 : 1	2,300	3,240	HPG	19,500	25,980	26,300	0.27	4	01/09/2023
5	CACB2208	3.33860 : 1	1,400	1,210	ACB	17,945	21,985	22,050	(0.02)	4	01/09/2023
6	CMBB2214	1.69650 : 1	2,400	2,200	MBB	14,420	18,152	18,250	(0.07)	4	01/09/2023
7	CSTB2225	2.00000 : 1	2,900	5,570	STB	20,500	31,640	31,550	(0.44)	45	30/10/2023
8	CSTB2303	2.00000 : 1	4,500	4,820	STB	22,000	31,640	31,550	(0.44)	51	07/11/2023
9	CHPG2302	2.00000 : 1	2,120	3,140	HPG	20,000	26,280	26,300	(0.88)	20	25/09/2023
10	CTCB2215	4.00000 : 1	1,700	1,800	TCB	26,500	33,700	33,800	(1.19)	4	01/09/2023
11	CTPB2302	7.18750 : 1	1,000	650	TPB	14,215	18,887	18,800	(1.31)	24	29/09/2023
12	CHPG2306	3.00000 : 1	1,380	2,180	HPG	20,000	26,540	26,300	(1.85)	51	07/11/2023
13	CMWG2214	9.90490 : 1	1,100	490	MWG	46,058	50,911	50,300	(1.99)	4	01/09/2023
14	CHPG2227	2.00000 : 1	2,400	3,100	HPG	20,500	26,700	26,300	(2.43)	45	30/10/2023
15	CHPG2310	4.00000 : 1	1,000	890	HPG	23,222	26,782	26,300	(2.73)	24	29/09/2023
16	CVHM2219	5.00000 : 1	2,800	170	VHM	56,000	56,850	55,400	(3.08)	4	01/09/2023
17	CSTB2311	2.00000 : 1	1,700	2,450	STB	27,700	32,600	31,550	(3.37)	66	28/11/2023
18	CMBB2215	1.69650 : 1	2,500	2,080	MBB	15,269	18,798	18,250	(3.50)	45	30/10/2023
19	CFPT2210	8.49830 : 1	2,350	1,650	FPT	76,484	90,506	90,000	(3.54)	1	29/08/2023
20	CFPT2303	8.49830 : 1	1,510	2,050	FPT	73,085	90,507	90,000	(3.54)	51	07/11/2023
21	CFPT2213	8.49830 : 1	1,800	3,210	FPT	63,313	90,593	90,000	(3.64)	4	01/09/2023
22	CVNM2302	9.68460 : 1	1,000	690	VNM	69,944	76,626	74,700	(3.77)	24	29/09/2023
23	CHPG2308	4.00000 : 1	1,000	1,240	HPG	22,111	27,071	26,300	(3.77)	44	27/10/2023
24	CMBB2304	8.48250 : 1	1,000	690	MBB	13,006	18,859	18,250	(3.81)	24	29/09/2023
25	CSTB2307	5.00000 : 1	1,000	550	STB	29,999	32,749	31,550	(3.81)	24	29/09/2023
26	CVRE2220	4.00000 : 1	2,100	80	VRE	30,000	30,320	29,050	(4.16)	4	01/09/2023
27	CVNM2301	9.68460 : 1	1,000	1,110	VNM	66,715	77,465	74,700	(4.81)	44	27/10/2023
28	CHPG2314	2.00000 : 1	1,500	2,960	HPG	21,450	27,370	26,300	(4.82)	131	27/02/2024
29	CSTB2304	5.00000 : 1	1,000	890	STB	28,666	33,116	31,550	(4.88)	44	27/10/2023
30	CFPT2214	8.49830 : 1	1,900	3,210	FPT	64,588	91,868	90,000	(4.97)	45	30/10/2023
31	CHPG2311	4.00000 : 1	1,100	1,550	HPG	21,234	27,434	26,300	(5.04)	67	29/11/2023
32	CSTB2320	4.00000 : 1	1,100	1,200	STB	28,500	33,300	31,550	(5.41)	69	01/12/2023
33	CVIC2301	8.00000 : 1	1,000	1,800	VIC	53,979	68,379	64,200	(5.53)	44	27/10/2023
34	CPDR2301	4.00000 : 1	1,000	2,080	PDR	14,222	22,542	22,100	(5.60)	44	27/10/2023
35	CTCB2216	4.00000 : 1	1,800	1,950	TCB	27,500	35,300	33,800	(5.67)	45	30/10/2023
36	CVNM2212	7.61160 : 1	2,200	80	VNM	78,019	78,628	74,700	(6.22)	4	01/09/2023
37	CSTB2308	5.00000 : 1	1,100	1,170	STB	27,799	33,649	31,550	(6.39)	67	29/11/2023
38	CVPB2301	4.00000 : 1	1,000	520	VPB	19,800	21,880	20,500	(6.44)	20	25/09/2023
39	CVRE2216	4.00000 : 1	1,650	20	VRE	31,000	31,080	29,050	(6.50)	1	29/08/2023
40	CVIC2307	8.00000 : 1	1,000	1,330	VIC	58,500	69,140	64,200	(6.57)	69	01/12/2023
41	CMWG2303	19.80990 : 1	1,000	1,130	MWG	31,035	53,420	50,300	(6.59)	24	29/09/2023
42	CMWG2215	9.90490 : 1	1,300	900	MWG	44,572	53,486	50,300	(6.71)	45	30/10/2023
43	CMSN2303	10.00000 : 1	1,000	640	MSN	77,999	84,399	80,000	(6.80)	24	29/09/2023
44	CSTB2323	4.00000 : 1	1,200	1,200	STB	29,000	33,800	31,550	(6.80)	105	22/01/2024
45	CVRE2305	5.00000 : 1	1,100	820	VRE	27,111	31,211	29,050	(6.89)	67	29/11/2023
46	CVNM2303	9.68460 : 1	1,000	1,200	VNM	67,791	79,413	74,700	(7.14)	67	29/11/2023
47	CMSN2301	10.00000 : 1	1,000	1,100	MSN	73,979	84,979	80,000	(7.44)	44	27/10/2023

48	CVRE2302	5.00000	: 1	1,000	550	VRE	28,666	31,416	29,050	(7.50)	44	27/10/2023
49	CFPT2306	7.90750	: 1	1,700	2,080	FPT	78,087	94,535	90,000	(7.65)	69	01/12/2023
50	CMWG2305	3.96200	: 1	2,000	4,680	MWG	35,658	54,200	50,300	(7.93)	192	22/05/2024
51	CMWG2304	19.80990	: 1	1,000	1,040	MWG	33,676	54,278	50,300	(8.07)	89	29/12/2023
52	CVRE2309	6.00000	: 1	1,000	450	VRE	29,000	31,700	29,050	(8.33)	69	01/12/2023
53	CTPB2303	7.18750	: 1	1,000	630	TPB	15,812	20,340	18,800	(8.36)	89	29/12/2023
54	CSTB2321	4.00000	: 1	1,200	1,350	STB	29,000	34,400	31,550	(8.43)	110	29/01/2024
55	CMWG2302	5.94300	: 1	1,350	840	MWG	49,525	54,517	50,300	(8.47)	51	07/11/2023
56	CHPG2307	4.00000	: 1	1,000	1,450	HPG	22,666	28,466	26,300	(8.49)	89	29/12/2023
57	CMBB2307	4.00000	: 1	1,000	460	MBB	18,000	19,840	18,250	(8.57)	69	01/12/2023
58	CFPT2304	9.88440	: 1	2,700	2,470	FPT	71,168	95,582	90,000	(8.67)	79	15/12/2023
59	CHPG2323	4.00000	: 1	1,100	640	HPG	26,000	28,560	26,300	(8.79)	69	01/12/2023
60	CNVL2301	4.00000	: 1	1,000	1,850	NVL	13,456	20,856	19,800	(9.00)	44	27/10/2023
61	CTCB2302	3.00000	: 1	3,100	3,200	TCB	27,000	36,600	33,800	(9.02)	192	22/05/2024
62	CVRE2304	5.00000	: 1	1,000	390	VRE	29,999	31,949	29,050	(9.04)	24	29/09/2023
63	CVRE2303	3.00000	: 1	2,500	2,320	VRE	25,000	31,960	29,050	(9.07)	192	22/05/2024
64	CFPT2308	7.90750	: 1	1,400	2,050	FPT	80,064	96,274	90,000	(9.32)	105	22/01/2024
65	CACB2302	4.00000	: 1	1,000	560	ACB	22,000	24,240	22,050	(9.32)	69	01/12/2023
66	CMBB2306	1.69650	: 1	1,800	1,810	MBB	16,965	20,036	18,250	(9.46)	192	22/05/2024
67	CHPG2309	3.00000	: 1	1,200	1,600	HPG	24,000	28,800	26,300	(9.55)	192	22/05/2024
68	CSTB2305	5.00000	: 1	1,000	1,150	STB	29,111	34,861	31,550	(9.64)	89	29/12/2023
69	CVPB2303	16.00000	: 1	1,000	430	VPB	15,777	22,657	20,500	(9.65)	24	29/09/2023
70	CHPG2312	4.00000	: 1	1,000	1,270	HPG	23,777	28,857	26,300	(9.73)	89	29/12/2023
71	CVIC2302	8.00000	: 1	1,000	1,990	VIC	55,666	71,586	64,200	(9.76)	61	21/11/2023
72	CVHM2304	8.00000	: 1	1,100	950	VHM	53,555	61,155	55,400	(9.90)	67	29/11/2023
73	CHPG2324	4.00000	: 1	1,200	740	HPG	26,000	28,960	26,300	(10.05)	92	03/01/2024
74	CFPT2307	7.90750	: 1	1,900	2,280	FPT	79,075	97,104	90,000	(10.10)	110	29/01/2024
75	CVIB2303	4.00000	: 1	1,000	380	VIB	20,500	22,020	19,750	(10.26)	69	01/12/2023
76	CVNM2307	8.00000	: 1	1,100	900	VNM	75,000	82,200	74,700	(10.29)	69	01/12/2023
77	CVHM2301	8.00000	: 1	1,000	570	VHM	56,879	61,439	55,400	(10.32)	44	27/10/2023
78	CVHM2220	5.00000	: 1	3,000	690	VHM	58,000	61,450	55,400	(10.33)	45	30/10/2023
79	CTCB2303	4.00000	: 1	1,200	910	TCB	33,500	37,140	33,800	(10.34)	69	01/12/2023
80	CNVL2302	4.00000	: 1	1,000	1,210	NVL	16,333	21,173	19,800	(10.36)	61	21/11/2023
81	CMSN2302	6.00000	: 1	3,300	3,660	MSN	66,000	87,960	80,000	(10.57)	192	22/05/2024
82	CMSN2304	10.00000	: 1	1,200	1,230	MSN	75,678	87,978	80,000	(10.59)	67	29/11/2023
83	CMWG2306	8.00000	: 1	1,000	740	MWG	50,000	55,920	50,300	(10.77)	69	01/12/2023
84	CVIB2302	1.66520	: 1	2,000	1,810	VIB	19,150	22,164	19,750	(10.85)	192	22/05/2024
85	CHDB2301	3.48150	: 1	1,000	400	HDB	16,827	18,220	16,200	(10.92)	44	27/10/2023
86	CSTB2317	3.00000	: 1	2,600	1,810	STB	30,000	35,430	31,550	(11.09)	79	15/12/2023
87	CPDR2302	4.00000	: 1	1,100	1,320	PDR	18,666	23,946	22,100	(11.13)	61	21/11/2023
88	CSTB2309	5.00000	: 1	1,000	980	STB	30,555	35,455	31,550	(11.16)	89	29/12/2023
89	CMBB2305	8.48250	: 1	1,000	710	MBB	14,419	20,442	18,250	(11.26)	89	29/12/2023
90	CVPB2306	2.00000	: 1	2,800	1,540	VPB	20,000	23,080	20,500	(11.31)	79	15/12/2023
91	CVHM2216	8.00000	: 1	1,900	20	VHM	62,000	62,160	55,400	(11.36)	1	29/08/2023
92	CTCB2305	4.00000	: 1	1,400	1,400	TCB	32,000	37,600	33,800	(11.44)	105	22/01/2024
93	CVNM2304	9.68460	: 1	1,200	1,500	VNM	68,760	83,287	74,700	(11.46)	132	28/02/2024
94	CVPB2307	4.00000	: 1	1,000	410	VPB	21,500	23,140	20,500	(11.54)	69	01/12/2023
95	CHPG2313	4.00000	: 1	1,100	1,540	HPG	23,333	29,493	26,300	(11.67)	132	28/02/2024
96	CVHM2302	4.00000	: 1	3,800	3,120	VHM	50,000	62,480	55,400	(11.81)	192	22/05/2024
97	CHDB2302	3.48150	: 1	1,000	540	HDB	16,536	18,416	16,200	(11.87)	61	21/11/2023
98	CSTB2324	4.00000	: 1	1,200	1,200	STB	31,000	35,800	31,550	(12.01)	179	03/05/2024

99	CMWG2307	8.00000	: 1	1,100	840	MWG	50,000	56,720	50,300	(12.02)	110	29/01/2024
100	CMBB2308	4.00000	: 1	1,000	530	MBB	18,500	20,620	18,250	(12.03)	110	29/01/2024
101	CMSN2308	8.00000	: 1	2,000	1,190	MSN	80,000	89,520	80,000	(12.13)	69	01/12/2023
102	CVRE2310	6.00000	: 1	1,000	520	VRE	30,000	33,120	29,050	(12.26)	110	29/01/2024
103	CSTB2319	9.00000	: 1	1,400	990	STB	27,000	35,910	31,550	(12.28)	165	15/04/2024
104	CFPT2305	9.88440	: 1	4,000	3,270	FPT	67,214	99,536	90,000	(12.29)	165	15/04/2024
105	CVRE2311	4.00000	: 1	1,100	1,040	VRE	29,000	33,160	29,050	(12.36)	105	22/01/2024
106	CPDR2304	4.00000	: 1	1,100	1,590	PDR	17,999	24,359	22,100	(12.64)	84	22/12/2023
107	CVNM2308	8.00000	: 1	1,800	1,940	VNM	69,000	84,520	74,700	(12.75)	179	03/05/2024
108	CVHM2303	8.00000	: 1	1,000	410	VHM	59,888	63,168	55,400	(12.77)	24	29/09/2023
109	CFPT2309	7.90750	: 1	2,000	2,540	FPT	80,064	100,149	90,000	(12.83)	179	03/05/2024
110	CACB2303	4.00000	: 1	1,000	680	ACB	22,500	25,220	22,050	(12.85)	110	29/01/2024
111	CVIC2303	8.00000	: 1	1,100	2,050	VIC	57,777	74,177	64,200	(12.91)	84	22/12/2023
112	CSTB2322	4.00000	: 1	1,400	1,550	STB	30,000	36,200	31,550	(12.98)	179	03/05/2024
113	CNVL2304	4.00000	: 1	1,100	1,580	NVL	15,555	21,875	19,800	(13.23)	84	22/12/2023
114	CSTB2310	5.00000	: 1	1,200	1,200	STB	30,333	36,333	31,550	(13.30)	132	28/02/2024
115	CHPG2325	4.00000	: 1	1,100	650	HPG	27,500	30,100	26,300	(13.46)	110	29/01/2024
116	CPOW2301	2.00000	: 1	1,000	320	POW	13,979	14,619	12,600	(13.47)	44	27/10/2023
117	CVNM2305	9.68460	: 1	1,100	1,470	VNM	71,020	85,256	74,700	(13.51)	129	23/02/2024
118	CVRE2221	4.00000	: 1	2,100	320	VRE	32,500	33,780	29,050	(13.97)	45	30/10/2023
119	CHPG2321	3.00000	: 1	3,400	1,930	HPG	24,500	30,290	26,300	(14.00)	165	15/04/2024
120	CTCB2304	4.00000	: 1	1,300	1,080	TCB	34,500	38,820	33,800	(14.22)	110	29/01/2024
121	CVRE2312	4.00000	: 1	1,600	1,600	VRE	27,500	33,900	29,050	(14.28)	179	03/05/2024
122	CVHM2308	8.00000	: 1	1,100	420	VHM	61,000	64,360	55,400	(14.39)	69	01/12/2023
123	CHPG2320	2.00000	: 1	2,900	1,720	HPG	27,000	30,440	26,300	(14.42)	79	15/12/2023
124	CVPB2310	2.00000	: 1	1,800	1,210	VPB	21,500	23,920	20,500	(14.42)	105	22/01/2024
125	CSTB2306	2.00000	: 1	2,600	3,410	STB	30,000	36,820	31,550	(14.45)	192	22/05/2024
126	CVPB2305	3.00000	: 1	2,900	1,980	VPB	18,000	23,940	20,500	(14.49)	165	15/04/2024
127	CVRE2306	5.00000	: 1	1,200	950	VRE	29,333	34,083	29,050	(14.74)	132	28/02/2024
128	CVPB2308	4.00000	: 1	1,000	520	VPB	22,000	24,080	20,500	(14.99)	110	29/01/2024
129	CVIC2304	8.00000	: 1	1,200	2,020	VIC	59,888	76,048	64,200	(15.05)	149	22/03/2024
130	CMSN2305	10.00000	: 1	1,300	1,600	MSN	76,789	92,789	80,000	(15.23)	132	28/02/2024
131	CPOW2307	2.00000	: 1	1,800	740	POW	13,500	14,980	12,600	(15.55)	79	15/12/2023
132	CMSN2310	8.00000	: 1	1,700	1,290	MSN	83,000	93,320	80,000	(15.71)	105	22/01/2024
133	CTCB2306	4.00000	: 1	1,900	1,900	TCB	32,000	39,600	33,800	(15.91)	179	03/05/2024
134	CMWG2308	4.95250	: 1	1,800	1,490	MWG	52,001	59,380	50,300	(15.97)	105	22/01/2024
135	CPOW2302	2.00000	: 1	1,000	370	POW	14,333	15,073	12,600	(16.08)	61	21/11/2023
136	CMBB2309	4.00000	: 1	1,000	660	MBB	19,000	21,640	18,250	(16.17)	179	03/05/2024
137	CHDB2303	3.48150	: 1	1,000	540	HDB	17,504	19,384	16,200	(16.27)	84	22/12/2023
138	CVRE2307	5.00000	: 1	1,100	880	VRE	30,333	34,733	29,050	(16.33)	129	23/02/2024
139	CHPG2326	4.00000	: 1	1,300	910	HPG	27,500	31,140	26,300	(16.35)	179	03/05/2024
140	CSTB2314	5.00000	: 1	1,100	1,100	STB	32,222	37,722	31,550	(16.49)	129	23/02/2024
141	CMSN2306	10.00000	: 1	1,200	1,420	MSN	79,999	94,199	80,000	(16.50)	129	23/02/2024
142	CVIC2305	8.00000	: 1	1,100	2,050	VIC	61,111	77,511	64,200	(16.66)	129	23/02/2024
143	CMBB2310	2.00000	: 1	1,400	1,400	MBB	19,000	21,800	18,250	(16.79)	105	22/01/2024
144	CVHM2312	5.00000	: 1	2,800	2,050	VHM	56,000	66,250	55,400	(16.83)	179	03/05/2024
145	CHPG2317	4.00000	: 1	1,200	1,120	HPG	26,888	31,368	26,300	(16.95)	129	23/02/2024
146	CVPB2212	2.66420	: 1	1,700	20	VPB	24,644	24,697	20,500	(17.12)	1	29/08/2023
147	CVHM2309	8.00000	: 1	1,300	560	VHM	62,000	66,480	55,400	(17.12)	110	29/01/2024
148	CVHM2305	8.00000	: 1	1,200	1,090	VHM	57,777	66,497	55,400	(17.14)	132	28/02/2024
149	CMSN2309	8.00000	: 1	1,900	1,250	MSN	85,000	95,000	80,000	(17.20)	110	29/01/2024

150	CMBB2311	2.00000	: 1	1,700	1,460	MBB	19,000	21,920	18,250	(17.24)	179	03/05/2024
151	CPOW2310	1.00000	: 1	2,000	1,330	POW	14,000	15,330	12,600	(17.48)	105	22/01/2024
152	CHPG2327	2.00000	: 1	2,200	1,310	HPG	29,000	31,620	26,300	(17.62)	105	22/01/2024
153	CVPB2304	16.00000	: 1	1,000	500	VPB	16,999	24,999	20,500	(18.12)	89	29/12/2023
154	CVNM2306	9.68460	: 1	1,300	1,750	VNM	73,172	90,120	74,700	(18.18)	215	24/06/2024
155	CSTB2318	4.00000	: 1	2,000	1,640	STB	32,000	38,560	31,550	(18.31)	187	15/05/2024
156	CSTB2325	4.00000	: 1	1,400	1,770	STB	31,500	38,580	31,550	(18.35)	244	02/08/2024
157	CPOW2308	5.00000	: 1	1,300	710	POW	12,000	15,550	12,600	(18.65)	165	15/04/2024
158	CVPB2309	4.00000	: 1	1,100	670	VPB	22,500	25,180	20,500	(18.71)	179	03/05/2024
159	CFPT2310	7.90750	: 1	2,000	2,910	FPT	84,512	107,523	90,000	(18.81)	244	02/08/2024
160	CVRE2313	4.00000	: 1	1,600	1,590	VRE	29,500	35,860	29,050	(18.96)	244	02/08/2024
161	CVHM2306	8.00000	: 1	1,100	950	VHM	60,666	68,266	55,400	(19.29)	129	23/02/2024
162	CVIC2306	8.00000	: 1	1,300	2,260	VIC	62,222	80,302	64,200	(19.55)	215	24/06/2024
163	CVPB2311	2.00000	: 1	2,500	2,500	VPB	20,500	25,500	20,500	(19.73)	179	03/05/2024
164	CPDR2303	4.00000	: 1	1,300	1,670	PDR	19,888	26,568	22,100	(19.90)	149	22/03/2024
165	CSTB2315	5.00000	: 1	1,100	1,010	STB	34,333	39,383	31,550	(20.02)	149	22/03/2024
166	CVHM2310	5.00000	: 1	2,000	2,000	VHM	59,000	69,000	55,400	(20.15)	105	22/01/2024
167	CPOW2303	2.00000	: 1	1,100	300	POW	15,333	15,933	12,600	(20.61)	84	22/12/2023
168	CTCB2307	4.00000	: 1	2,000	2,000	TCB	34,000	42,000	33,800	(20.71)	244	02/08/2024
169	CNVL2303	4.00000	: 1	1,300	1,660	NVL	17,333	23,973	19,800	(20.83)	149	22/03/2024
170	CVPB2312	2.00000	: 1	2,700	2,430	VPB	21,000	25,860	20,500	(20.84)	244	02/08/2024
171	CMBB2211	3.39300	: 1	1,200	20	MBB	22,903	22,971	18,250	(21.03)	1	29/08/2023
172	CNVL2305	4.00000	: 1	1,300	1,760	NVL	16,999	24,039	19,800	(21.05)	215	24/06/2024
173	CVRE2308	5.00000	: 1	1,300	1,120	VRE	31,333	36,933	29,050	(21.32)	215	24/06/2024
174	CHPG2318	4.00000	: 1	1,200	990	HPG	29,222	33,182	26,300	(21.49)	149	22/03/2024
175	CHPG2315	4.00000	: 1	1,400	1,370	HPG	27,777	33,257	26,300	(21.67)	214	21/06/2024
176	CSTB2312	5.00000	: 1	1,400	1,380	STB	33,333	40,233	31,550	(21.71)	214	21/06/2024
177	CHPG2328	2.00000	: 1	2,400	2,400	HPG	28,500	33,300	26,300	(21.77)	179	03/05/2024
178	CMSN2307	10.00000	: 1	1,400	1,770	MSN	82,999	100,699	80,000	(21.89)	215	24/06/2024
179	CMWG2309	5.00000	: 1	2,000	2,000	MWG	54,000	64,000	50,300	(22.03)	179	03/05/2024
180	CHDB2305	3.48150	: 1	1,100	680	HDB	18,471	20,838	16,200	(22.12)	129	23/02/2024
181	CMBB2312	2.00000	: 1	1,900	1,900	MBB	19,500	23,300	18,250	(22.15)	244	02/08/2024
182	CPOW2305	2.00000	: 1	1,200	650	POW	14,999	16,299	12,600	(22.39)	129	23/02/2024
183	CHDB2304	3.48150	: 1	1,100	770	HDB	18,277	20,958	16,200	(22.56)	149	22/03/2024
184	CMSN2215	10.00000	: 1	2,600	20	MSN	102,000	102,200	80,000	(23.03)	4	01/09/2023
185	CPDR2305	4.00000	: 1	1,300	1,930	PDR	20,222	27,942	22,100	(23.84)	215	24/06/2024
186	CPOW2309	2.00000	: 1	2,000	1,090	POW	14,500	16,680	12,600	(24.16)	187	15/05/2024
187	CHPG2329	2.00000	: 1	2,800	2,720	HPG	29,000	34,440	26,300	(24.36)	244	02/08/2024
188	CTCB2212	4.00000	: 1	2,100	10	TCB	44,000	44,040	33,800	(24.39)	1	29/08/2023
189	CVHM2307	8.00000	: 1	1,300	1,300	VHM	62,666	73,066	55,400	(24.59)	215	24/06/2024
190	CMWG2310	5.00000	: 1	2,400	2,400	MWG	54,500	66,500	50,300	(24.96)	244	02/08/2024
191	CMSN2311	8.00000	: 1	2,400	2,110	MSN	88,500	105,380	80,000	(25.36)	244	02/08/2024
192	CSTB2316	5.00000	: 1	1,300	1,180	STB	36,333	42,233	31,550	(25.41)	215	24/06/2024
193	CHPG2319	4.00000	: 1	1,400	1,230	HPG	30,111	35,031	26,300	(25.64)	215	24/06/2024
194	CHPG2316	4.00000	: 1	1,500	1,570	HPG	28,888	35,168	26,300	(25.93)	279	20/09/2024
195	CHPG2322	2.00000	: 1	2,900	2,600	HPG	30,000	35,200	26,300	(25.99)	230	15/07/2024
196	CVHM2311	5.00000	: 1	2,800	2,800	VHM	60,500	74,500	55,400	(26.04)	244	02/08/2024
197	CSTB2313	5.00000	: 1	1,500	1,490	STB	35,555	43,005	31,550	(26.75)	279	20/09/2024
198	CHDB2306	3.48150	: 1	1,200	830	HDB	19,341	22,231	16,200	(26.99)	215	24/06/2024
199	CPOW2304	2.00000	: 1	1,300	570	POW	16,333	17,473	12,600	(27.60)	149	22/03/2024
200	CPOW2306	2.00000	: 1	1,400	890	POW	15,999	17,779	12,600	(28.85)	215	24/06/2024

Source: Bloomberg, Fiinpro, KIS
CW: Covered warrant, Sort by % Premium

Global Disclaimer

■ General

This research report and marketing materials for Vietnamese securities are originally prepared and issued by the Research Center of KIS Vietnam Securities Corp., an organization licensed with the State Securities Commission of Vietnam. The analyst(s) who participated in preparing and issuing this research report and marketing materials is/are licensed and regulated by the State Securities Commission of Vietnam in Vietnam only. This report and marketing materials are copyrighted and may not be copied, redistributed, forwarded or altered in any way without the consent of KIS Vietnam Securities Corp..

This research report and marketing materials are for information purposes only. They are not and should not be construed as an offer or solicitation of an offer to purchase or sell any securities or other financial instruments or to participate in any trading strategy. This research report and marketing materials do not provide individually tailored investment advice. This research report and marketing materials do not take into account individual investor circumstances, objectives or needs, and are not intended as recommendations of particular securities, financial instruments or strategies to any particular investor. The securities and other financial instruments discussed in this research report and marketing materials may not be suitable for all investors. The recipient of this research report and marketing materials must make their own independent decisions regarding any securities or financial instruments mentioned herein and investors should seek the advice of a financial adviser. KIS Vietnam Securities Corp. does not undertake that investors will obtain any profits, nor will it share with investors any investment profits. KIS Vietnam Securities Corp., its affiliates, or their affiliates and directors, officers, employees or agents of each of them disclaim any and all responsibility or liability whatsoever for any loss (director consequential) or damage arising out of the use of all or any part of this report or its contents or otherwise arising in connection therewith. Information and opinions contained herein are subject to change without notice and may differ or be contrary to opinions expressed by other business areas or KIS Vietnam Securities Corp. The final investment decision is based on the client's judgment, and this research report and marketing materials cannot be used as evidence in any legal dispute related to investment decisions.

■ Country-specific disclaimer

United States: This report is distributed in the U.S. by Korea Investment & Securities America, Inc., a member of FINRA/SIPC, and is only intended for major U.S. institutional investors as defined in Rule 15a-6(a)(2) under the U.S. Securities Exchange Act of 1934. All U.S. persons that receive this document by their acceptance thereof represent and warrant that they are a major U.S. institutional investor and have not received this report under any express or implied understanding that they will direct commission income to Korea Investment & Securities, Co., Ltd. or its affiliates. Pursuant to Rule 15a-6(a)(3), any U.S. recipient of this document wishing to effect a transaction in any securities discussed herein should contact and place orders with Korea Investment & Securities America, Inc., which accepts responsibility for the contents of this report in the U.S. The securities described in this report may not have been registered under the U.S. Securities Act of 1933, as amended, and, in such case, may not be offered or sold in the U.S. or to U.S. person absent registration or an applicable exemption from the registration requirement.

United Kingdom: This report is not an invitation nor is it intended to be an inducement to engage in investment activity for the purpose of section 21 of the Financial Services and Markets Act 2000 of the United Kingdom ("FSMA"). To the extent that this report does constitute such an invitation or inducement, it is directed only at (i) persons who are investment professionals within the meaning of Article 19(5) of the Financial Services and Markets Act 2000 (Financial Promotion) Order 2005 (as amended) of the United Kingdom (the "Financial Promotion Order"); (ii) persons who fall within Articles 49(2)(a) to (d) ("high net worth companies, unincorporated associations etc.") of the Financial Promotion Order; and (iii) any other persons to whom this report can, for the purposes of section 21 of FSMA, otherwise lawfully be made (all such persons together being referred to as "relevant persons"). Any investment or investment activity to which this report relates is available only to relevant persons and will be engaged in only with relevant persons. Persons who are not relevant persons must not act or rely on this report.

Hong Kong: This research report and marketing materials may be distributed in Hong Kong to institutional clients by Korea Investment & Securities Asia Limited (KISA), a Hong Kong representative subsidiary of Korea Investment & Securities Co., Ltd., and may not otherwise be distributed to any other party. KISA provides equity sales service to institutional clients in Hong Kong for Korean securities under its sole discretion, and is thus solely responsible for provision of the aforementioned equity selling activities in Hong Kong. All requests by and correspondence with Hong Kong investors involving securities discussed in this report and marketing materials must be effected through KISA, which is registered with The Securities & Futures Commission (SFC) of Hong Kong. Korea Investment & Securities Co., Ltd. is not a registered financial institution under Hong Kong's SFC.

Singapore: This report is provided pursuant to the financial advisory licensing exemption under Regulation 27(1)(e) of the Financial Advisers Regulation of Singapore and accordingly may only be provided to persons in Singapore who are "institutional investors" as defined in Section 4A of the Securities and Futures Act, Chapter 289 of Singapore. This report is intended only for the person to whom Korea Investment & Securities Co., Ltd. has provided this report and such person may not send, forward or transmit in any way this report or any copy of this report to any other person. Please contact Korea Investment & Securities Singapore Pte Ltd in respect of any matters arising from, or in connection with, the analysis or report (Contact Number: 65 6501 5600).

Copyright © 2023 KIS Vietnam Securities Corp. All rights reserved. No part of this report may be reproduced or distributed in any manner without permission of KIS Vietnam Securities Corp.