

Trading volume keeps increasing

Market overview

Last week, trading volume remained at high level, reaching the new peak. With trading value by underlying asset, covered warrants which have STB and HPG as the underlying asset attracted the most of trading interest, recording nearly 30% of total trading volume. Trading interest also spread to other CWs with different underlying assets such as MWG, NVL, and MBB, signaling the active market environment where trading opportunities are rich.

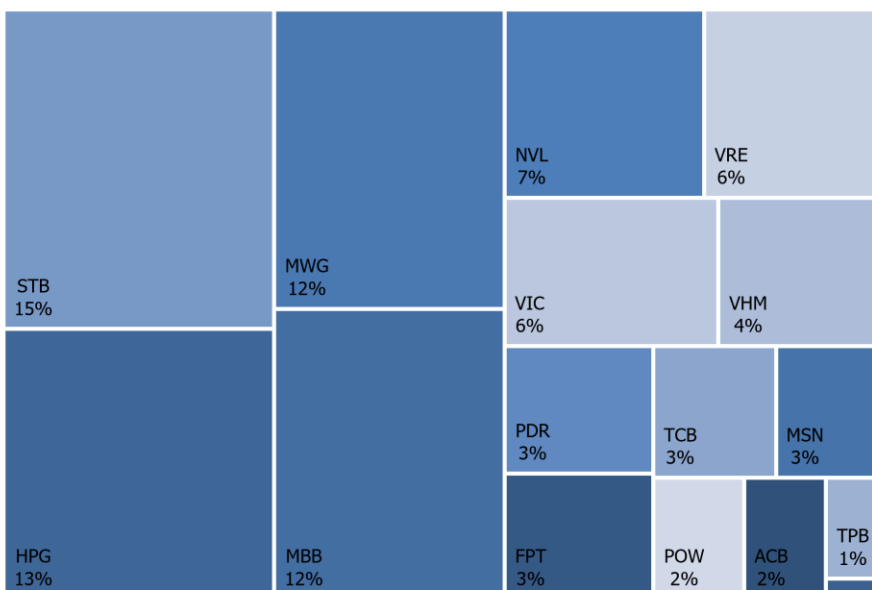
Foreign trading activity

With foreign trading activity, buying and selling activity both ticked up, demand reached yearly high whilst selling value was recorded at the largest figure since Mar 2022, pushing the market to end up to be net sold. Net sell value was VND13bn. By underlying asset, covered warrants which have NVL, VIC, and VRE as the underlying asset absorbed the highest trading value from foreigners, accounting for more than 45% of foreign trading volume.

The trading interest has started to spread to all cover warrants which have different underlying assets as well as trading activity also surged across groups. This is the sign for the active market.

Note: The covered warrant market is commonly used for short-term trading which means volatility level is extremely high. Notably, covered warrant has the positive correlation with its underlying, the short-term fluctuation in the underlying price could lead to the big move in covered warrant.

Figure 1. CW trading value by underlying asset



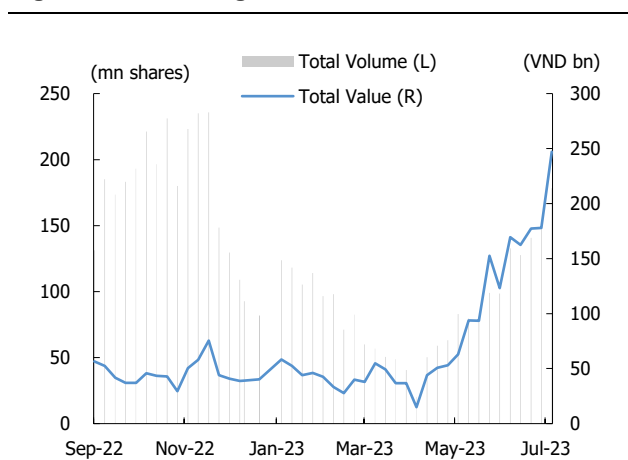
Source: FiinPro, KIS

Table 1. Weekly market overview

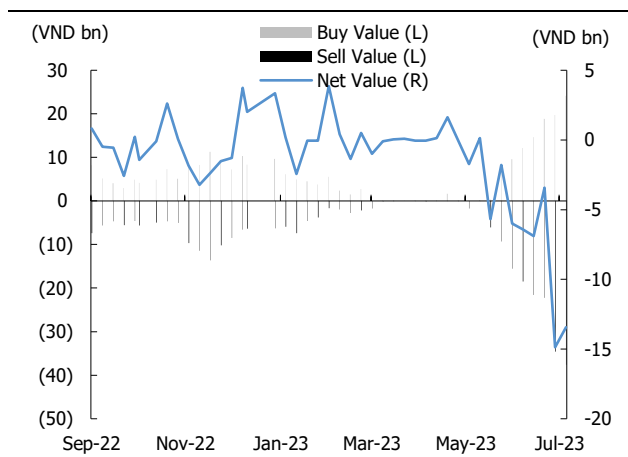
Number of CW	143
Trading volume (share mn)	178
Trading value (VND bn)	247
Increasing CW	109
Decreasing CW	26
Unchanged CW	8

Source: Fiinpro, KIS

KIS Research
Researchdept@kisvn.vn

Figure 2. CW trading value and volume

Source: FiinPro, KIS

Figure 3. Weekly net foreign buy/sell

Source: FiinPro, KIS

Table 3. Top 10 foreign net buys

(VND, %WoW, VND bn)

Ticker	Last Trading Date	Price	% Chg	Buy	Sell	Net
CVRE2305	29/11/2023	1,030	14.4	3,320.9	1,975.0	1,346
CMSN2304	29/11/2023	1,900	4.4	1,403.2	114.0	1,289
CPDR2301	27/10/2023	2,190	-	1,868.9	1,264.1	605
CSTB2310	28/02/2024	1,120	14.3	803	515	288
CVIB2302	22/05/2024	2,600	9.7	253	8	245
CSTB2307	29/09/2023	560	27.3	1,270	1,049	220
CMSN2301	27/10/2023	1,820	3.4	873	705	168
CSTB2312	21/06/2024	1,310	9.2	211	121	91
CMBB2304	29/09/2023	790	2.6	389	320	68
CVPB2301	25/09/2023	990	11.2	65	-	65

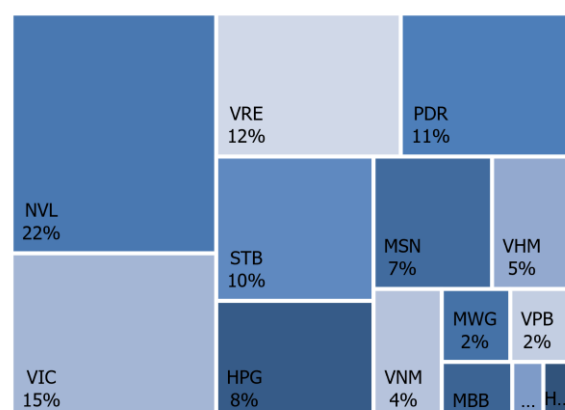
Source: FiinPro, KIS

Table 2. Top 10 trading value

(VND, %WoW, VND bn)

Ticker	Last Trading Date	Price	% Chg	Trading value
CMWG2305	24/05/2024	5,560	3.3	20.2
CHPG2309	24/05/2024	2,120	1.0	12.1
CMBB2215	01/11/2023	2,740	6.6	11.9
CMBB2306	24/05/2024	2,450	5.6	11.0
CSTB2306	24/05/2024	2,790	9.8	10.2
CVIB2302	24/05/2024	2,600	9.7	7.0
CSTB2225	01/11/2023	5,100	15.4	6.9
CSTB2311	30/11/2023	2,250	16.0	5.2
CNVL2303	25/03/2024	1,810	(1.1)	4.6
CVRE2305	01/12/2023	1,030	14.4	4.3

Source: FiinPro, KIS

Figure 4. Foreign trading by underlying asset

Source: FiinPro, KIS

Table 4. Top 10 foreign net sells

(VND, %WoW, VND bn)

Ticker	Last Trading Date	Price	% Chg	Buy	Sell	Net
CVIC2302	21/11/2023	1,600	10.3	891	2,870	(1,979)
CHPG2319	24/06/2024	1,530	(1.3)	78	1,556	(1,478)
CPDR2302	21/11/2023	1,590	(4.2)	613.3	1,920.7	(1,307)
CHPG2316	20/09/2024	1,880	0.0	10	1,085	(1,075)
CNVL2303	22/03/2024	1,810	(1.1)	1,868	2,887	(1,019)
CVIC2303	22/12/2023	1,590	5.3	623	1,641	(1,018)
CPOW2301	27/10/2023	690	(1.4)	564	1,523	(959)
CVIC2305	23/02/2024	1,660	4.4	226	1,156	(930)
CNVL2305	24/06/2024	2,110	2.9	1,703	2,599	(896)
CNVL2304	22/12/2023	1,850	2.2	1,494	2,360	(865)

Source: FiinPro, KIS

Table 5. Covered warrant statistic by VN30 constituent

(VND bn, %, Shares)

Underlying asset	Name	Industry	Market Cap	Foreign ownership	CW number	CW market cap	CW trading value	CW trading volume
ACB	Asia Commercial Bank	Financials	92,246	30.0	2	18	3.9	3,902,643
BCM	Becamex IDC Corp.	Real Estate	79,385	2.7	-	-	-	-
BID	BIDV	Financials	247,109	17.1	-	-	-	-
BVH	Bao Viet Group	Financials	35,631	27.0	-	-	-	-
CTG	VietinBank	Financials	156,667	27.1	-	-	-	-
FPT	FPT Corp	Information Technology	107,312	49.0	7	67	7.4	5,878,000
GAS	PetroVietnam Gas	Utilities	193,118	2.9	-	-	-	-
GVR	Viet Nam Rubber Group	Materials	90,800	0.5	-	-	-	-
HDB	HDBank	Financials	50,186	20.0	6	11	0.5	565,200
HPG	Hoa Phat Group	Materials	160,197	26.2	22	330	29.0	12,631,164
MBB	MBBank	Financials	100,893	23.2	7	97	26.6	14,506,950
MSN	Masan Group	Consumer Staples	126,200	30.4	8	48	5.7	5,180,500
MWG	Mobile World Investment	Consumer Discretionary	78,686	48.9	6	81	27.5	11,129,798
NVL	Novaland	Real Estate	51,459	17.4	-	-	-	-
PDR	Phat Dat Real Estate	Real Estate	32,084	6.4	9	12	4.4	5,820,900
PLX	Petrolimex	Energy	103,246	62.3	-	-	-	-
POW	PV Power	Utilities	48,674	6.8	-	-	-	-
SAB	SABECO	Consumer Staples	74,224	0.2	-	-	-	-
SSI	SSI Securities Corp.	Financials	44,524	46.6	-	-	-	-
STB	Sacombank	Financials	56,651	23.9	20	276	34.3	19,104,000
TCB	Techcombank	Financials	120,817	22.5	5	82	6.4	6,185,077
TPB	TPBank	Financials	42,492	28.9	3	3	2.4	2,928,400
VCB	Vietcombank	Financials	507,490	23.5	-	-	-	-
VHM	Vinhomes	Real Estate	273,890	24.2	10	96	9.8	8,743,710
VIB	VIBBank	Financials	54,288	20.5	-	48	-	-
VIC	VinGroup	Real Estate	243,710	12.9	6	29	12.6	9,015,600
VJC	Vietjet Air	Industrials	55,190	17.6	-	-	-	-
VNM	Vinamilk	Consumer Staples	156,538	54.2	-	23	-	-
VPB	VPBank	Financials	152,054	16.7	-	29	-	-
VRE	Vincom Retail	Real Estate	67,261	32.2	10	130	13.6	-

Source: Bloomberg, Fiinpro, KIS

CW: Covered warrant

Table 6. Trading Covered warrant on HSX

(VND, %)

No	CW Code	Covered Warrant			Underlying asset				% Premium	Time to maturity	Last Trading Date
		Executive ratio	Issue price	Closing price	Underlying	Exercise price	Breakeven price	Closing price			
1	CHPG2304	2.00000 : 1	2,700	2,220	HPG	23,000	27,440	27,350	(0.33)	4	14/08/2023
2	CFPT2302	8.59770 : 1	2,300	1,300	FPT	73,080	84,257	83,300	(0.42)	4	14/08/2023
3	CFPT2213	8.59770 : 1	1,800	2,400	FPT	64,053	84,687	83,300	(0.93)	18	01/09/2023
4	CFPT2210	8.59770 : 1	2,350	870	FPT	77,379	84,859	83,300	(1.13)	15	29/08/2023
5	CTCB2301	3.00000 : 1	2,500	1,430	TCB	30,000	34,290	33,600	(1.22)	4	14/08/2023
6	CHPG2226	2.00000 : 1	2,300	4,100	HPG	19,500	27,700	27,350	(1.26)	18	01/09/2023
7	CACB2208	3.33860 : 1	1,400	1,780	ACB	17,945	23,888	24,400	(1.58)	18	01/09/2023
8	CHPG2302	2.00000 : 1	2,120	3,900	HPG	20,000	27,800	27,350	(1.62)	34	25/09/2023
9	CVPB2302	2.00000 : 1	2,400	1,950	VPB	18,600	22,500	22,200	(1.78)	4	14/08/2023
10	CMBB2214	1.69650 : 1	2,400	2,900	MBB	14,420	19,340	19,000	(1.81)	18	01/09/2023
11	CTCB2215	4.00000 : 1	1,700	2,000	TCB	26,500	34,500	33,600	(1.83)	18	01/09/2023
12	CVHM2219	5.00000 : 1	2,800	1,500	VHM	56,000	63,500	63,000	(2.14)	18	01/09/2023
13	CFPT2214	8.59770 : 1	1,900	2,390	FPT	65,343	85,892	83,300	(2.32)	59	30/10/2023
14	CFPT2303	8.59770 : 1	1,510	1,400	FPT	73,940	85,977	83,300	(2.42)	65	07/11/2023
15	CVIB2201	1.55720 : 1	2,400	3,500	VIB	15,960	21,410	21,000	(2.48)	18	01/09/2023
16	CHPG2306	3.00000 : 1	1,380	2,710	HPG	20,000	28,130	27,350	(2.77)	65	07/11/2023
17	CSTB2224	2.00000 : 1	2,700	5,100	STB	20,000	30,200	28,950	(3.54)	18	01/09/2023
18	CMBB2304	8.48250 : 1	1,000	790	MBB	13,006	19,707	19,000	(3.64)	38	29/09/2023
19	CVPB2214	4.00000 : 1	1,100	1,490	VPB	17,000	22,960	22,200	(3.75)	18	01/09/2023
20	CMWG2214	9.90490 : 1	1,100	870	MWG	46,058	54,675	53,000	(3.83)	18	01/09/2023
21	CHPG2310	4.00000 : 1	1,000	1,310	HPG	23,222	28,462	27,350	(3.91)	38	29/09/2023
22	CTPB2302	7.18750 : 1	1,000	760	TPB	14,215	19,678	18,950	(4.05)	38	29/09/2023
23	CMWG2303	19.80990 : 1	1,000	1,210	MWG	31,035	55,005	53,000	(4.41)	38	29/09/2023
24	CHPG2308	4.00000 : 1	1,000	1,640	HPG	22,111	28,671	27,350	(4.61)	58	27/10/2023
25	CMBB2215	1.69650 : 1	2,500	2,740	MBB	15,269	19,917	19,000	(4.66)	59	30/10/2023
26	CVHM2216	8.00000 : 1	1,900	400	VHM	62,000	65,200	63,000	(4.69)	15	29/08/2023
27	CSTB2303	2.00000 : 1	4,500	4,310	STB	22,000	30,620	28,950	(4.87)	65	07/11/2023
28	CSTB2225	2.00000 : 1	2,900	5,100	STB	20,500	30,700	28,950	(5.11)	59	30/10/2023
29	CTCB2216	4.00000 : 1	1,800	2,070	TCB	27,500	35,780	33,600	(5.34)	59	30/10/2023
30	CVNM2302	9.68460 : 1	1,000	800	VNM	69,944	77,692	73,000	(5.34)	38	29/09/2023
31	CMSN2303	10.00000 : 1	1,000	1,340	MSN	77,999	91,399	86,300	(5.36)	38	29/09/2023
32	CPDR2301	4.00000 : 1	1,000	2,190	PDR	14,222	22,982	22,450	(5.49)	58	27/10/2023
33	CHPG2311	4.00000 : 1	1,100	1,930	HPG	21,234	28,954	27,350	(5.54)	81	29/11/2023
34	CHPG2314	2.00000 : 1	1,500	3,760	HPG	21,450	28,970	27,350	(5.59)	145	27/02/2024
35	CVNM2301	9.68460 : 1	1,000	1,160	VNM	66,715	77,949	73,000	(5.66)	58	27/10/2023
36	CHPG2227	2.00000 : 1	2,400	4,290	HPG	20,500	29,080	27,350	(5.95)	59	30/10/2023
37	CMSN2301	10.00000 : 1	1,000	1,820	MSN	73,979	92,179	86,300	(6.16)	58	27/10/2023
38	CMWG2302	5.94300 : 1	1,350	1,100	MWG	49,525	56,062	53,000	(6.21)	65	07/11/2023
39	CMWG2304	19.80990 : 1	1,000	1,150	MWG	33,676	56,457	53,000	(6.87)	103	29/12/2023
40	CVPB2301	4.00000 : 1	1,000	990	VPB	19,800	23,760	22,200	(6.99)	34	25/09/2023
41	CMWG2215	9.90490 : 1	1,300	1,220	MWG	44,572	56,656	53,000	(7.19)	59	30/10/2023
42	CVHM2303	8.00000 : 1	1,000	890	VHM	59,888	67,008	63,000	(7.26)	38	29/09/2023
43	CVHM2220	5.00000 : 1	3,000	1,850	VHM	58,000	67,250	63,000	(7.60)	59	30/10/2023
44	CVHM2301	8.00000 : 1	1,000	1,310	VHM	56,879	67,359	63,000	(7.75)	58	27/10/2023
45	CVNM2303	9.68460 : 1	1,000	1,240	VNM	67,791	79,800	73,000	(7.84)	81	29/11/2023
46	CVRE2220	4.00000 : 1	2,100	370	VRE	30,000	31,480	28,700	(8.07)	18	01/09/2023
47	CVNM2212	7.61160 : 1	2,200	260	VNM	78,019	79,998	73,000	(8.07)	18	01/09/2023

48	CVHM2304	8.00000	: 1	1,100	1,770	VHM	53,555	67,715	63,000	(8.23)	81	29/11/2023
49	CHPG2307	4.00000	: 1	1,000	1,800	HPG	22,666	29,866	27,350	(8.42)	103	29/12/2023
50	CMSN2304	10.00000	: 1	1,200	1,900	MSN	75,678	94,678	86,300	(8.64)	81	29/11/2023
51	CMSN2302	6.00000	: 1	3,300	4,800	MSN	66,000	94,800	86,300	(8.76)	206	22/05/2024
52	CMWG2305	3.96200	: 1	2,000	5,560	MWG	35,658	57,687	53,000	(8.85)	206	22/05/2024
53	CVPB2303	16.00000	: 1	1,000	530	VPB	15,777	24,257	22,200	(8.89)	38	29/09/2023
54	CMBB2305	8.48250	: 1	1,000	770	MBB	14,419	20,951	19,000	(9.36)	103	29/12/2023
55	CVRE2216	4.00000	: 1	1,650	240	VRE	31,000	31,960	28,700	(9.45)	15	29/08/2023
56	CHPG2312	4.00000	: 1	1,000	1,610	HPG	23,777	30,217	27,350	(9.49)	103	29/12/2023
57	CSTB2311	2.00000	: 1	1,700	2,250	STB	27,700	32,200	28,950	(9.53)	80	28/11/2023
58	CVIC2301	8.00000	: 1	1,000	1,590	VIC	53,979	66,699	62,200	(9.59)	58	27/10/2023
59	CVHM2302	4.00000	: 1	3,800	4,700	VHM	50,000	68,800	63,000	(9.68)	206	22/05/2024
60	CTCB2302	3.00000	: 1	3,100	3,510	TCB	27,000	37,530	33,600	(9.75)	206	22/05/2024
61	CHDB2301	3.48150	: 1	1,000	690	HDB	16,827	19,229	17,150	(9.88)	58	27/10/2023
62	CHPG2309	3.00000	: 1	1,200	2,120	HPG	24,000	30,360	27,350	(9.91)	206	22/05/2024
63	CVRE2304	5.00000	: 1	1,000	430	VRE	29,999	32,149	28,700	(9.98)	38	29/09/2023
64	CMBB2306	1.69650	: 1	1,800	2,450	MBB	16,965	21,121	19,000	(10.09)	206	22/05/2024
65	CVRE2305	5.00000	: 1	1,100	1,030	VRE	27,111	32,261	28,700	(10.29)	81	29/11/2023
66	CVRE2302	5.00000	: 1	1,000	720	VRE	28,666	32,266	28,700	(10.31)	58	27/10/2023
67	CNVL2301	4.00000	: 1	1,000	1,940	NVL	13,456	21,216	19,800	(10.73)	58	27/10/2023
68	CHDB2302	3.48150	: 1	1,000	830	HDB	16,536	19,426	17,150	(10.79)	75	21/11/2023
69	CTPB2303	7.18750	: 1	1,000	750	TPB	15,812	21,203	18,950	(10.95)	103	29/12/2023
70	CVIB2302	1.66520	: 1	2,000	2,600	VIB	19,150	23,480	21,000	(11.07)	206	22/05/2024
71	CSTB2307	5.00000	: 1	1,000	560	STB	29,999	32,799	28,950	(11.19)	38	29/09/2023
72	CSTB2304	5.00000	: 1	1,000	850	STB	28,666	32,916	28,950	(11.50)	58	27/10/2023
73	CPOW2301	2.00000	: 1	1,000	690	POW	13,979	15,359	13,600	(11.52)	58	27/10/2023
74	CVPB2212	2.66420	: 1	1,700	130	VPB	24,644	24,990	22,200	(11.57)	15	29/08/2023
75	CVRE2303	3.00000	: 1	2,500	2,580	VRE	25,000	32,740	28,700	(11.61)	206	22/05/2024
76	CHPG2313	4.00000	: 1	1,100	1,910	HPG	23,333	30,973	27,350	(11.70)	146	28/02/2024
77	CVIC2302	8.00000	: 1	1,000	1,600	VIC	55,666	68,466	62,200	(11.93)	75	21/11/2023
78	CSTB2308	5.00000	: 1	1,100	1,060	STB	27,799	33,099	28,950	(11.99)	81	29/11/2023
79	CVNM2304	9.68460	: 1	1,200	1,540	VNM	68,760	83,674	73,000	(12.11)	146	28/02/2024
80	CMSN2305	10.00000	: 1	1,300	2,240	MSN	76,789	99,189	86,300	(12.79)	146	28/02/2024
81	CPDR2302	4.00000	: 1	1,100	1,590	PDR	18,666	25,026	22,450	(13.21)	75	21/11/2023
82	CHPG2320	2.00000	: 1	2,900	2,270	HPG	27,000	31,540	27,350	(13.28)	93	15/12/2023
83	CVPB2306	2.00000	: 1	2,800	2,790	VPB	20,000	25,580	22,200	(13.60)	93	15/12/2023
84	CPOW2307	2.00000	: 1	1,800	1,120	POW	13,500	15,740	13,600	(13.66)	93	15/12/2023
85	CPOW2302	2.00000	: 1	1,000	710	POW	14,333	15,753	13,600	(13.73)	75	21/11/2023
86	CFPT2304	10.00000	: 1	2,700	2,540	FPT	72,000	97,400	83,300	(13.86)	93	15/12/2023
87	CMSN2306	10.00000	: 1	1,200	2,050	MSN	79,999	100,499	86,300	(13.93)	143	23/02/2024
88	CVHM2305	8.00000	: 1	1,200	1,830	VHM	57,777	72,417	63,000	(14.19)	146	28/02/2024
89	CVNM2305	9.68460	: 1	1,100	1,530	VNM	71,020	85,837	73,000	(14.33)	143	23/02/2024
90	CHDB2303	3.48150	: 1	1,000	790	HDB	17,504	20,254	17,150	(14.44)	98	22/12/2023
91	CVIC2303	8.00000	: 1	1,100	1,590	VIC	57,777	70,497	62,200	(14.46)	98	22/12/2023
92	CPDR2304	4.00000	: 1	1,100	1,860	PDR	17,999	25,439	22,450	(14.62)	98	22/12/2023
93	CVHM2306	8.00000	: 1	1,100	1,640	VHM	60,666	73,786	63,000	(15.78)	143	23/02/2024
94	CSTB2305	5.00000	: 1	1,000	1,120	STB	29,111	34,711	28,950	(16.08)	103	29/12/2023
95	CNVL2302	4.00000	: 1	1,000	1,560	NVL	16,333	22,573	19,800	(16.09)	75	21/11/2023
96	CVRE2221	4.00000	: 1	2,100	510	VRE	32,500	34,540	28,700	(16.21)	59	30/10/2023
97	CHPG2317	4.00000	: 1	1,200	1,440	HPG	26,888	32,648	27,350	(16.23)	143	23/02/2024
98	CMSN2215	10.00000	: 1	2,600	130	MSN	102,000	103,300	86,300	(16.26)	18	01/09/2023

99	CVRE2306	5.00000	: 1	1,200	1,060	VRE	29,333	34,633	28,700	(16.44)	146	28/02/2024
100	CVPB2304	16.00000	: 1	1,000	600	VPB	16,999	26,599	22,200	(16.91)	103	29/12/2023
101	CFPT2305	10.00000	: 1	4,000	3,320	FPT	68,000	101,200	83,300	(17.09)	179	15/04/2024
102	CSTB2309	5.00000	: 1	1,000	920	STB	30,555	35,155	28,950	(17.14)	103	29/12/2023
103	CHPG2321	3.00000	: 1	3,400	2,840	HPG	24,500	33,020	27,350	(17.17)	179	15/04/2024
104	CNVL2304	4.00000	: 1	1,100	1,850	NVL	15,555	22,955	19,800	(17.49)	98	22/12/2023
105	CVPB2305	3.00000	: 1	2,900	2,940	VPB	18,000	26,820	22,200	(17.60)	179	15/04/2024
106	CMBB2211	3.39300	: 1	1,200	60	MBB	22,903	23,107	19,000	(17.82)	15	29/08/2023
107	CSTB2306	2.00000	: 1	2,600	2,790	STB	30,000	35,580	28,950	(18.13)	206	22/05/2024
108	CPOW2303	2.00000	: 1	1,100	660	POW	15,333	16,653	13,600	(18.39)	98	22/12/2023
109	CVRE2307	5.00000	: 1	1,100	1,030	VRE	30,333	35,483	28,700	(18.44)	143	23/02/2024
110	CSTB2310	5.00000	: 1	1,200	1,120	STB	30,333	35,933	28,950	(18.93)	146	28/02/2024
111	CVIC2305	8.00000	: 1	1,100	1,660	VIC	61,111	74,391	62,200	(18.94)	143	23/02/2024
112	CVIC2304	8.00000	: 1	1,200	1,820	VIC	59,888	74,448	62,200	(19.00)	163	22/03/2024
113	CSTB2317	3.00000	: 1	2,600	2,000	STB	30,000	36,000	28,950	(19.08)	93	15/12/2023
114	CMSN2307	10.00000	: 1	1,400	2,400	MSN	82,999	106,999	86,300	(19.16)	229	24/06/2024
115	CVNM2306	9.68460	: 1	1,300	1,860	VNM	73,172	91,185	73,000	(19.35)	229	24/06/2024
116	CSTB2319	9.00000	: 1	1,400	1,030	STB	27,000	36,270	28,950	(19.69)	179	15/04/2024
117	CHDB2305	3.48150	: 1	1,100	930	HDB	18,471	21,709	17,150	(20.17)	143	23/02/2024
118	CPOW2305	2.00000	: 1	1,200	1,020	POW	14,999	17,039	13,600	(20.24)	143	23/02/2024
119	CHPG2318	4.00000	: 1	1,200	1,270	HPG	29,222	34,302	27,350	(20.27)	163	22/03/2024
120	CHDB2304	3.48150	: 1	1,100	1,020	HDB	18,277	21,828	17,150	(20.61)	163	22/03/2024
121	CHPG2315	4.00000	: 1	1,400	1,690	HPG	27,777	34,537	27,350	(20.81)	228	21/06/2024
122	CVHM2307	8.00000	: 1	1,300	1,980	VHM	62,666	78,506	63,000	(20.85)	229	24/06/2024
123	CPOW2308	5.00000	: 1	1,300	1,040	POW	12,000	17,200	13,600	(20.99)	179	15/04/2024
124	CPDR2303	4.00000	: 1	1,300	1,940	PDR	19,888	27,648	22,450	(21.44)	163	22/03/2024
125	CPOW2309	2.00000	: 1	2,000	1,420	POW	14,500	17,340	13,600	(21.63)	201	15/05/2024
126	CSTB2314	5.00000	: 1	1,100	1,040	STB	32,222	37,422	28,950	(22.16)	143	23/02/2024
127	CNVL2303	4.00000	: 1	1,300	1,810	NVL	17,333	24,573	19,800	(22.92)	163	22/03/2024
128	CVRE2308	5.00000	: 1	1,300	1,300	VRE	31,333	37,833	28,700	(23.51)	229	24/06/2024
129	CTCB2212	4.00000	: 1	2,100	70	TCB	44,000	44,280	33,600	(23.51)	15	29/08/2023
130	CVIC2306	8.00000	: 1	1,300	2,080	VIC	62,222	78,862	62,200	(23.54)	229	24/06/2024
131	CSTB2318	4.00000	: 1	2,000	1,570	STB	32,000	38,280	28,950	(23.90)	201	15/05/2024
132	CHPG2322	2.00000	: 1	2,900	3,040	HPG	30,000	36,080	27,350	(24.20)	244	15/07/2024
133	CHPG2319	4.00000	: 1	1,400	1,530	HPG	30,111	36,231	27,350	(24.51)	229	24/06/2024
134	CHPG2316	4.00000	: 1	1,500	1,880	HPG	28,888	36,408	27,350	(24.88)	293	20/09/2024
135	CHDB2306	3.48150	: 1	1,200	1,080	HDB	19,341	23,101	17,150	(24.98)	229	24/06/2024
136	CPOW2304	2.00000	: 1	1,300	900	POW	16,333	18,133	13,600	(25.05)	163	22/03/2024
137	CPDR2305	4.00000	: 1	1,300	2,210	PDR	20,222	29,062	22,450	(25.26)	229	24/06/2024
138	CNVL2305	4.00000	: 1	1,300	2,110	NVL	16,999	25,439	19,800	(25.55)	229	24/06/2024
139	CSTB2315	5.00000	: 1	1,100	970	STB	34,333	39,183	28,950	(25.66)	163	22/03/2024
140	CPOW2306	2.00000	: 1	1,400	1,260	POW	15,999	18,519	13,600	(26.62)	229	24/06/2024
141	CSTB2312	5.00000	: 1	1,400	1,310	STB	33,333	39,883	28,950	(26.96)	228	21/06/2024
142	CSTB2316	5.00000	: 1	1,300	1,150	STB	36,333	42,083	28,950	(30.78)	229	24/06/2024
143	CSTB2313	5.00000	: 1	1,500	1,410	STB	35,555	42,605	28,950	(31.63)	293	20/09/2024

Source: Bloomberg, Fiinpro, KIS

CW: Covered warrant, Sort by % Premium

Global Disclaimer

■ General

This research report and marketing materials for Vietnamese securities are originally prepared and issued by the Research Center of KIS Vietnam Securities Corp., an organization licensed with the State Securities Commission of Vietnam. The analyst(s) who participated in preparing and issuing this research report and marketing materials is/are licensed and regulated by the State Securities Commission of Vietnam in Vietnam only. This report and marketing materials are copyrighted and may not be copied, redistributed, forwarded or altered in any way without the consent of KIS Vietnam Securities Corp..

This research report and marketing materials are for information purposes only. They are not and should not be construed as an offer or solicitation of an offer to purchase or sell any securities or other financial instruments or to participate in any trading strategy. This research report and marketing materials do not provide individually tailored investment advice. This research report and marketing materials do not take into account individual investor circumstances, objectives or needs, and are not intended as recommendations of particular securities, financial instruments or strategies to any particular investor. The securities and other financial instruments discussed in this research report and marketing materials may not be suitable for all investors. The recipient of this research report and marketing materials must make their own independent decisions regarding any securities or financial instruments mentioned herein and investors should seek the advice of a financial adviser. KIS Vietnam Securities Corp. does not undertake that investors will obtain any profits, nor will it share with investors any investment profits. KIS Vietnam Securities Corp., its affiliates, or their affiliates and directors, officers, employees or agents of each of them disclaim any and all responsibility or liability whatsoever for any loss (director consequential) or damage arising out of the use of all or any part of this report or its contents or otherwise arising in connection therewith. Information and opinions contained herein are subject to change without notice and may differ or be contrary to opinions expressed by other business areas or KIS Vietnam Securities Corp. The final investment decision is based on the client's judgment, and this research report and marketing materials cannot be used as evidence in any legal dispute related to investment decisions.

■ Country-specific disclaimer

United States: This report is distributed in the U.S. by Korea Investment & Securities America, Inc., a member of FINRA/SIPC, and is only intended for major U.S. institutional investors as defined in Rule 15a-6(a)(2) under the U.S. Securities Exchange Act of 1934. All U.S. persons that receive this document by their acceptance thereof represent and warrant that they are a major U.S. institutional investor and have not received this report under any express or implied understanding that they will direct commission income to Korea Investment & Securities, Co., Ltd. or its affiliates. Pursuant to Rule 15a-6(a)(3), any U.S. recipient of this document wishing to effect a transaction in any securities discussed herein should contact and place orders with Korea Investment & Securities America, Inc., which accepts responsibility for the contents of this report in the U.S. The securities described in this report may not have been registered under the U.S. Securities Act of 1933, as amended, and, in such case, may not be offered or sold in the U.S. or to U.S. person absent registration or an applicable exemption from the registration requirement.

United Kingdom: This report is not an invitation nor is it intended to be an inducement to engage in investment activity for the purpose of section 21 of the Financial Services and Markets Act 2000 of the United Kingdom ("FSMA"). To the extent that this report does constitute such an invitation or inducement, it is directed only at (i) persons who are investment professionals within the meaning of Article 19(5) of the Financial Services and Markets Act 2000 (Financial Promotion) Order 2005 (as amended) of the United Kingdom (the "Financial Promotion Order"); (ii) persons who fall within Articles 49(2)(a) to (d) ("high net worth companies, unincorporated associations etc.") of the Financial Promotion Order; and (iii) any other persons to whom this report can, for the purposes of section 21 of FSMA, otherwise lawfully be made (all such persons together being referred to as "relevant persons"). Any investment or investment activity to which this report relates is available only to relevant persons and will be engaged in only with relevant persons. Persons who are not relevant persons must not act or rely on this report.

Hong Kong: This research report and marketing materials may be distributed in Hong Kong to institutional clients by Korea Investment & Securities Asia Limited (KISA), a Hong Kong representative subsidiary of Korea Investment & Securities Co., Ltd., and may not otherwise be distributed to any other party. KISA provides equity sales service to institutional clients in Hong Kong for Korean securities under its sole discretion, and is thus solely responsible for provision of the aforementioned equity selling activities in Hong Kong. All requests by and correspondence with Hong Kong investors involving securities discussed in this report and marketing materials must be effected through KISA, which is registered with The Securities & Futures Commission (SFC) of Hong Kong. Korea Investment & Securities Co., Ltd. is not a registered financial institution under Hong Kong's SFC.

Singapore: This report is provided pursuant to the financial advisory licensing exemption under Regulation 27(1)(e) of the Financial Advisers Regulation of Singapore and accordingly may only be provided to persons in Singapore who are "institutional investors" as defined in Section 4A of the Securities and Futures Act, Chapter 289 of Singapore. This report is intended only for the person to whom Korea Investment & Securities Co., Ltd. has provided this report and such person may not send, forward or transmit in any way this report or any copy of this report to any other person. Please contact Korea Investment & Securities Singapore Pte Ltd in respect of any matters arising from, or in connection with, the analysis or report (Contact Number: 65 6501 5600).

Copyright © 2023 KIS Vietnam Securities Corp. All rights reserved. No part of this report may be reproduced or distributed in any manner without permission of KIS Vietnam Securities Corp.