

# Demand spreads to all CWs

## Market overview

Last week, trading volume remained at high level, reaching the new peak. With trading value by underlying asset, covered warrants which have STB and HPG as the underlying asset attracted the most of trading interest, recording nearly 30% of total trading volume. Trading interest also spread to other CWs with different underlying assets such as MWG, NVL, and MBB, signaling the active market environment where trading opportunities are rich. By tickers, CSTB2224 (5.6%), CMWG2305 (1.6%), and CSTB2306 (4.8%) absorbed the most of trading interest across the market.

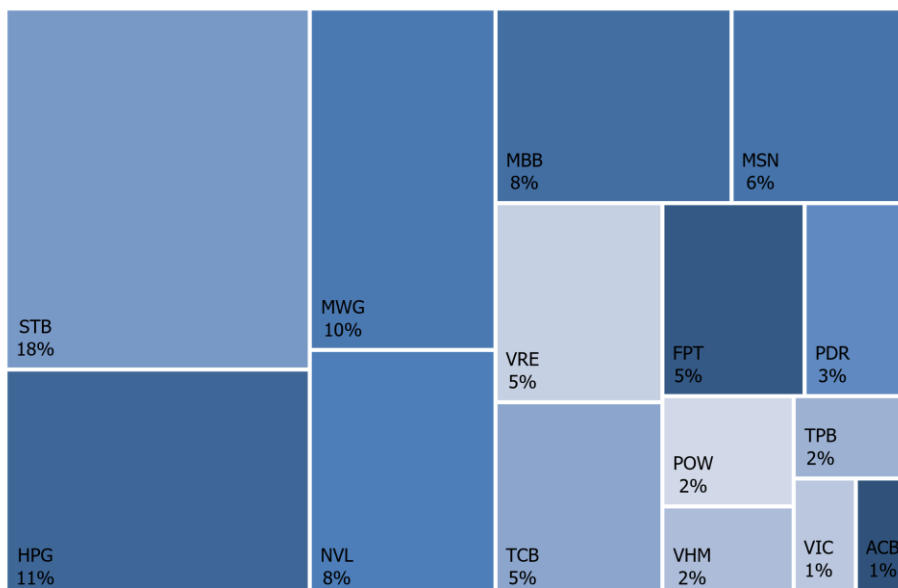
## Foreign trading activity

With foreign trading activity, buying and selling activity both ticked up, demand reached yearly high whilst selling value was recorded at the largest figure since Mar 2022, pushing the market to end up to be net sold. Net sell value was VND15bn, a 2-year high. By underlying asset, covered warrants which have NVL, MSN, and PDR as the underlying asset absorbed the highest trading value from foreigners, accounting for more than 45% of foreign trading volume.

The trading interest has started to spread to all cover warrants which have different underlying assets as well as trading activity also surged across groups. This is the sign for the active market.

*Note: The covered warrant market is commonly used for short-term trading which means volatility level is extremely high. Notably, covered warrant has the positive correlation with its underlying, the short-term fluctuation in the underlying price could lead to the big move in covered warrant.*

**Figure 1. CW trading value by underlying asset**



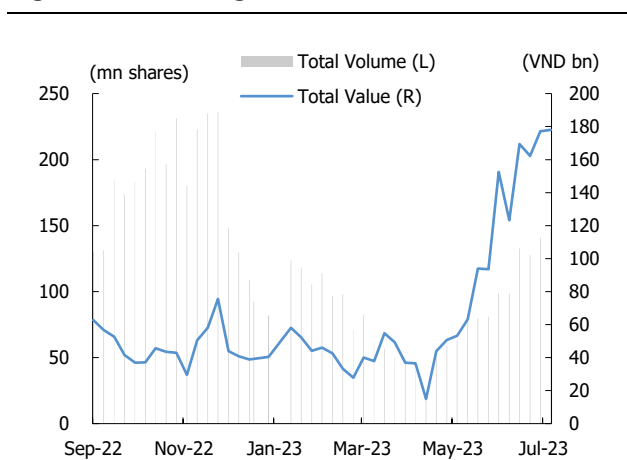
Source: FiinPro, KIS

**Table 1. Weekly market overview**

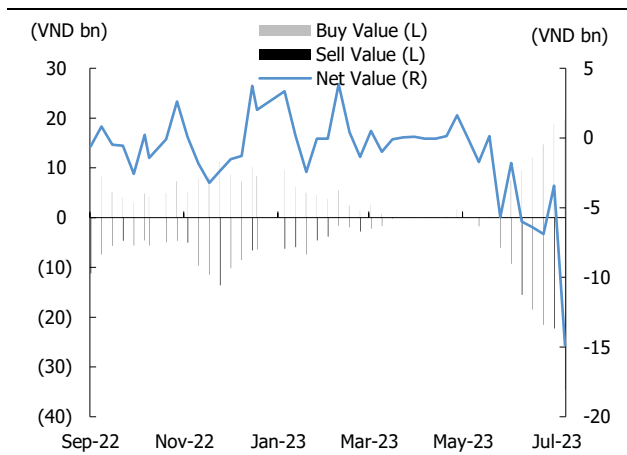
Number of CW	136
Trading volume (share mn)	148
Trading value (VND bn)	178
Increasing CW	101
Decreasing CW	28
Unchanged CW	7

Source: Fiinpro, KIS

**KIS Research**  
Researchdept@kisvn.vn

**Figure 2. CW trading value and volume**

Source: FiinPro, KIS

**Figure 3. Weekly net foreign buy/sell**

Source: FiinPro, KIS

**Table 3. Top 10 foreign net buys**

(VND, %WoW, VND bn)

Ticker	Last Trading Date	Price	% Chg	Buy	Sell	Net
CVNM2302	29/09/2023	970	12.8	1,238.7	322.7	916
CVPB2301	25/09/2023	920	2.2	352.5	-	353
CVPB2214	01/09/2023	1,310	3.1	308.5	-	309
CSTB2310	28/02/2024	1,010	8.6	720	457	263
CVHM2305	28/02/2024	1,840	35.3	327	123	204
CPDR2303	22/03/2024	1,860	(7.0)	207	7	200
CVPB2304	29/12/2023	580	1.8	677	478	200
CVNM2303	29/11/2023	1,320	2.3	241	134	106
CSTB2316	24/06/2024	1,080	3.8	133	28	105
CHPG2312	29/12/2023	1,650	(8.3)	224	120	104

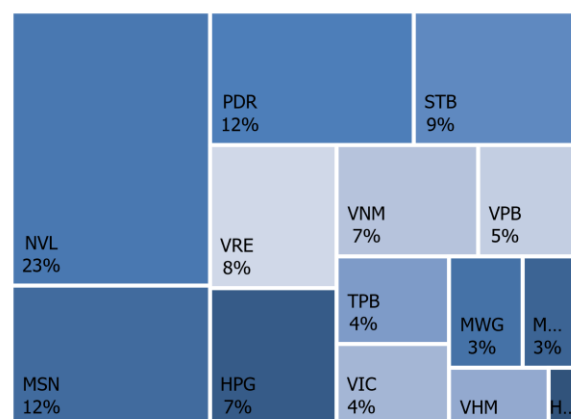
Source: FiinPro, KIS

**Table 2. Top 10 trading value**

(VND, %WoW, VND bn)

Ticker	Last Trading Date	Price	% Chg	Trading value
CSTB2224	05/09/2023	4,550	5.6	9.2
CMWG2305	24/05/2024	5,600	1.6	9.0
CSTB2306	24/05/2024	2,390	4.8	8.1
CMBB2306	24/05/2024	2,300	4.5	6.6
CVIB2302	24/05/2024	2,470	6.0	6.3
CHPG2309	24/05/2024	2,250	(3.0)	5.1
CTCB2302	24/05/2024	3,520	9.0	5.0
CPDR2301	30/10/2023	2,120	1.9	4.6
CVPB2214	05/09/2023	1,310	3.1	4.5
CNVL2302	23/11/2023	1,320	8.2	4.4

Source: FiinPro, KIS

**Figure 4. Foreign trading by underlying asset**

Source: FiinPro, KIS

**Table 4. Top 10 foreign net sells**

(VND, %WoW, VND bn)

Ticker	Last Trading Date	Price	% Chg	Buy	Sell	Net
CNVL2304	22/12/2023	1,600	10.3	876	3,371	(2,495)
CMSN2304	29/11/2023	1,930	4.3	92	1,626	(1,534)
CNVL2305	24/06/2024	1,940	2.1	650.8	2,025.3	(1,375)
CNVL2302	21/11/2023	1,320	8.2	1,769	2,953	(1,184)
CMSN2301	27/10/2023	1,860	12.0	719	1,858	(1,139)
CSTB2307	29/09/2023	460	9.5	453	1,380	(927)
CHPG2318	22/03/2024	1,320	(9.6)	79	682	(602)
CVIC2304	22/03/2024	1,370	48.9	10	512	(501)
CNVL2303	22/03/2024	1,690	3.7	37	536	(499)
CSTB2304	27/10/2023	740	10.4	94	538	(444)

Source: FiinPro, KIS

Table 5. Covered warrant statistic by VN30 constituent

(VND bn, %, Shares)

Underlying asset	Name	Industry	Market Cap	Foreign ownership	CW number	CW market cap	CW trading value	CW trading volume
ACB	Asia Commercial Bank	Financials	89,139	30.0	2	16	1.7	2,647,007
BCM	Becamex IDC Corp.	Real Estate	83,835	2.7	-	-	-	-
BID	BIDV	Financials	238,762	17.1	-	-	-	-
BVH	Bao Viet Group	Financials	35,743	27.0	-	-	-	-
CTG	VietinBank	Financials	144,173	27.0	-	-	-	-
FPT	FPT Corp	Information Technology	108,709	49.0	5	71	7.3	6,130,300
GAS	PetroVietnam Gas	Utilities	194,457	2.9	-	-	-	-
GVR	Viet Nam Rubber Group	Materials	89,400	0.6	-	-	-	-
HDB	HDBank	Financials	50,186	20.0	6	11	0.2	312,100
HPG	Hoa Phat Group	Materials	163,977	26.3	19	352	18.6	6,300,301
MBB	MBBank	Financials	98,285	23.2	7	93	12.3	9,523,092
MSN	Masan Group	Consumer Staples	124,913	30.3	8	48	9.4	7,670,000
MWG	Mobile World Investment	Consumer Discretionary	78,539	49.0	6	82	16.9	9,533,500
NVL	Novaland	Real Estate	36,759	3.9	5	24	12.3	9,045,900
PDR	Phat Dat Real Estate	Real Estate	14,575	3.0	5	28	5.6	2,766,800
PLX	Petrolimex	Energy	52,730	17.4	-	-	-	-
POW	PV Power	Utilities	32,084	6.5	6	13	3.9	5,754,000
SAB	SABECO	Consumer Staples	100,553	62.3	-	-	-	-
SSI	SSI Securities Corp.	Financials	44,449	46.8	-	-	-	-
STB	Sacombank	Financials	54,577	23.9	17	249	29.3	14,881,900
TCB	Techcombank	Financials	120,641	22.5	5	83	8.7	5,046,300
TPB	TPBank	Financials	41,281	28.9	3	7	2.6	3,519,700
VCB	Vietcombank	Financials	511,962	23.6	-	-	-	-
VHM	Vinhomes	Real Estate	274,325	24.3	10	98	3.2	4,012,900
VIB	VIBBank	Financials	52,766	20.5	-	47	-	-
VIC	VinGroup	Real Estate	210,148	13.0	6	21	1.9	2,645,800
VJC	Vietjet Air	Industrials	55,244	17.6	-	-	-	-
VNM	Vinamilk	Consumer Staples	163,017	54.2	-	26	-	-
VPB	VPBank	Financials	148,697	16.8	-	27	-	-
VRE	Vincom Retail	Real Estate	67,374	32.3	10	135	8.9	-

Source: Bloomberg, Fiinpro, KIS

CW: Covered warrant

Table 6. Trading Covered warrant on HSX

(VND, %)

No	CW Code	Covered Warrant			Underlying asset				% Premium	Time to maturity	Last Trading Date
		Executive ratio	Issue price	Closing price	Underlying	Exercise price	Breakeven price	Closing price			
1	CHPG2305	2.00000 : 1	1,700	2,310	HPG	23,200	27,820	28,300	1.76	3	04/08/2023
2	CHPG2226	2.00000 : 1	2,300	4,250	HPG	19,500	28,000	28,300	1.11	23	01/09/2023
3	CTPB2301	1.94320 : 1	1,000	920	TPB	16,841	18,629	18,700	0.70	3	04/08/2023
4	CMBB2303	1.69650 : 1	1,100	650	MBB	17,644	18,747	18,700	(0.04)	3	04/08/2023
5	CHPG2306	3.00000 : 1	1,380	2,780	HPG	20,000	28,340	28,300	(0.11)	70	07/11/2023
6	CHPG2302	2.00000 : 1	2,120	4,190	HPG	20,000	28,380	28,300	(0.25)	39	25/09/2023
7	CVIB2301	1.55720 : 1	1,700	480	VIB	20,212	20,959	20,750	(0.81)	3	04/08/2023
8	CMBB2214	1.69650 : 1	2,400	2,650	MBB	14,420	18,916	18,700	(0.93)	23	01/09/2023
9	CMWG2303	19.80990 : 1	1,000	1,160	MWG	31,035	54,014	54,500	(0.96)	43	29/09/2023
10	CVPB2302	2.00000 : 1	2,400	1,790	VPB	18,600	22,180	22,100	(1.08)	9	14/08/2023
11	CVPB2214	4.00000 : 1	1,100	1,310	VPB	17,000	22,240	22,100	(1.35)	23	01/09/2023
12	CHPG2227	2.00000 : 1	2,400	4,100	HPG	20,500	28,700	28,300	(1.36)	64	30/10/2023
13	CHPG2304	2.00000 : 1	2,700	2,850	HPG	23,000	28,700	28,300	(1.36)	9	14/08/2023
14	CVIB2201	1.55720 : 1	2,400	3,330	VIB	15,960	21,145	20,750	(1.68)	23	01/09/2023
15	CFPT2302	8.59770 : 1	2,300	1,390	FPT	73,080	85,031	84,400	(1.75)	9	14/08/2023
16	CSTB2302	2.00000 : 1	1,700	410	STB	28,200	29,020	28,650	(1.79)	3	04/08/2023
17	CTCB2301	3.00000 : 1	2,500	1,430	TCB	30,000	34,290	33,800	(1.92)	9	14/08/2023
18	CHPG2310	4.00000 : 1	1,000	1,420	HPG	23,222	28,902	28,300	(2.05)	43	29/09/2023
19	CSTB2224	2.00000 : 1	2,700	4,550	STB	20,000	29,100	28,650	(2.06)	23	01/09/2023
20	CFPT2213	8.59770 : 1	1,800	2,480	FPT	64,053	85,375	84,400	(2.15)	23	01/09/2023
21	CMBB2304	8.48250 : 1	1,000	740	MBB	13,006	19,283	18,700	(2.82)	43	29/09/2023
22	CMWG2214	9.90490 : 1	1,100	910	MWG	46,058	55,071	54,500	(2.86)	23	01/09/2023
23	CTCB2215	4.00000 : 1	1,700	2,030	TCB	26,500	34,620	33,800	(2.86)	23	01/09/2023
24	CHPG2314	2.00000 : 1	1,500	3,850	HPG	21,450	29,150	28,300	(2.88)	150	27/02/2024
25	CHPG2311	4.00000 : 1	1,100	1,980	HPG	21,234	29,154	28,300	(2.90)	86	29/11/2023
26	CFPT2210	8.59770 : 1	2,350	1,010	FPT	77,379	86,063	84,400	(2.93)	20	29/08/2023
27	CFPT2303	8.59770 : 1	1,510	1,420	FPT	73,940	86,149	84,400	(3.03)	70	07/11/2023
28	CTPB2302	7.18750 : 1	1,000	720	TPB	14,215	19,390	18,700	(3.25)	43	29/09/2023
29	CACB2208	3.33860 : 1	1,400	1,560	ACB	17,945	23,153	22,200	(3.34)	23	01/09/2023
30	CHPG2308	4.00000 : 1	1,000	1,800	HPG	22,111	29,311	28,300	(3.42)	63	27/10/2023
31	CSTB2225	2.00000 : 1	2,900	4,560	STB	20,500	29,620	28,650	(3.78)	64	30/10/2023
32	CFPT2214	8.59770 : 1	1,900	2,530	FPT	65,343	87,095	84,400	(4.08)	64	30/10/2023
33	CMBB2215	1.69650 : 1	2,500	2,550	MBB	15,269	19,595	18,700	(4.36)	64	30/10/2023
34	CACB2301	1.66930 : 1	1,300	180	ACB	23,120	23,420	22,200	(4.44)	3	04/08/2023
35	CPDR2301	4.00000 : 1	1,000	2,120	PDR	14,222	22,702	21,850	(4.46)	63	27/10/2023
36	CMWG2304	19.80990 : 1	1,000	1,130	MWG	33,676	56,061	54,500	(4.57)	108	29/12/2023
37	CMWG2302	5.94300 : 1	1,350	1,120	MWG	49,525	56,181	54,500	(4.78)	70	07/11/2023
38	CSTB2303	2.00000 : 1	4,500	4,070	STB	22,000	30,140	28,650	(5.44)	70	07/11/2023
39	CMWG2215	9.90490 : 1	1,300	1,220	MWG	44,572	56,656	54,500	(5.57)	64	30/10/2023
40	CTCB2216	4.00000 : 1	1,800	2,100	TCB	27,500	35,900	33,800	(6.32)	64	30/10/2023
41	CVPB2301	4.00000 : 1	1,000	920	VPB	19,800	23,480	22,100	(6.56)	39	25/09/2023
42	CHPG2307	4.00000 : 1	1,000	1,910	HPG	22,666	30,306	28,300	(6.59)	108	29/12/2023
43	CHPG2312	4.00000 : 1	1,000	1,650	HPG	23,777	30,377	28,300	(6.80)	108	29/12/2023
44	CVNM2302	10.00000 : 1	1,000	970	VNM	72,222	81,922	77,400	(7.08)	43	29/09/2023
45	CVNM2301	10.00000 : 1	1,000	1,310	VNM	68,888	81,988	77,400	(7.16)	63	27/10/2023
46	CMSN2303	10.00000 : 1	1,000	1,380	MSN	77,999	91,799	86,100	(7.28)	43	29/09/2023
47	CVHM2219	5.00000 : 1	2,800	1,630	VHM	56,000	64,150	58,900	(7.40)	23	01/09/2023

48	CMWG2305	3.96200	: 1	2,000	5,600	MWG	35,658	57,845	54,500	(7.51)	211	22/05/2024
49	CHPG2309	3.00000	: 1	1,200	2,250	HPG	24,000	30,750	28,300	(7.94)	211	22/05/2024
50	CMSN2301	10.00000	: 1	1,000	1,860	MSN	73,979	92,579	86,100	(8.06)	63	27/10/2023
51	CVNM2303	10.00000	: 1	1,000	1,320	VNM	69,999	83,199	77,400	(8.51)	86	29/11/2023
52	CVRE2220	4.00000	: 1	2,100	450	VRE	30,000	31,800	28,800	(8.90)	23	01/09/2023
53	CSTB2311	2.00000	: 1	1,700	1,800	STB	27,700	31,300	28,650	(8.95)	85	28/11/2023
54	CVNM2212	7.85950	: 1	2,200	390	VNM	80,560	83,625	77,400	(8.97)	23	01/09/2023
55	CMBB2305	8.48250	: 1	1,000	730	MBB	14,419	20,611	18,700	(9.08)	108	29/12/2023
56	CVRE2216	4.00000	: 1	1,650	250	VRE	31,000	32,000	28,800	(9.47)	20	29/08/2023
57	CTPB2303	7.18750	: 1	1,000	690	TPB	15,812	20,771	18,700	(9.68)	108	29/12/2023
58	CVRE2305	5.00000	: 1	1,100	1,010	VRE	27,111	32,161	28,800	(9.92)	86	29/11/2023
59	CVHM2216	8.00000	: 1	1,900	500	VHM	62,000	66,000	58,900	(10.00)	20	29/08/2023
60	CNVL2301	4.00000	: 1	1,000	1,550	NVL	13,456	19,656	18,350	(10.00)	63	27/10/2023
61	CHDB2301	3.48150	: 1	1,000	680	HDB	16,827	19,194	17,250	(10.18)	63	27/10/2023
62	CMBB2306	1.69650	: 1	1,800	2,300	MBB	16,965	20,867	18,700	(10.19)	211	22/05/2024
63	CMSN2302	6.00000	: 1	3,300	4,800	MSN	66,000	94,800	86,100	(10.21)	211	22/05/2024
64	CHPG2313	4.00000	: 1	1,100	2,050	HPG	23,333	31,533	28,300	(10.22)	151	28/02/2024
65	CMSN2304	10.00000	: 1	1,200	1,930	MSN	75,678	94,978	86,100	(10.38)	86	29/11/2023
66	CVRE2304	5.00000	: 1	1,000	470	VRE	29,999	32,349	28,800	(10.45)	43	29/09/2023
67	CTCB2302	3.00000	: 1	3,100	3,520	TCB	27,000	37,560	33,800	(10.46)	211	22/05/2024
68	CVIB2302	1.66520	: 1	2,000	2,470	VIB	19,150	23,263	20,750	(10.63)	211	22/05/2024
69	CVPB2303	16.00000	: 1	1,000	550	VPB	15,777	24,577	22,100	(10.73)	43	29/09/2023
70	CVRE2302	5.00000	: 1	1,000	760	VRE	28,666	32,466	28,800	(10.77)	63	27/10/2023
71	CHDB2302	3.48150	: 1	1,000	830	HDB	16,536	19,426	17,250	(11.25)	80	21/11/2023
72	CSTB2307	5.00000	: 1	1,000	460	STB	29,999	32,299	28,650	(11.76)	43	29/09/2023
73	CVHM2301	8.00000	: 1	1,000	1,320	VHM	56,879	67,439	58,900	(11.92)	63	27/10/2023
74	CSTB2304	5.00000	: 1	1,000	740	STB	28,666	32,366	28,650	(11.94)	63	27/10/2023
75	CVHM2220	5.00000	: 1	3,000	1,900	VHM	58,000	67,500	58,900	(12.00)	64	30/10/2023
76	CVRE2303	3.00000	: 1	2,500	2,650	VRE	25,000	32,950	28,800	(12.08)	211	22/05/2024
77	CVHM2303	8.00000	: 1	1,000	960	VHM	59,888	67,568	58,900	(12.09)	43	29/09/2023
78	CVPB2212	2.66420	: 1	1,700	130	VPB	24,644	24,990	22,100	(12.21)	20	29/08/2023
79	CSTB2308	5.00000	: 1	1,100	950	STB	27,799	32,549	28,650	(12.44)	86	29/11/2023
80	CVHM2304	8.00000	: 1	1,100	1,790	VHM	53,555	67,875	58,900	(12.49)	86	29/11/2023
81	CPOW2301	2.00000	: 1	1,000	720	POW	13,979	15,419	13,550	(12.64)	63	27/10/2023
82	CPDR2302	4.00000	: 1	1,100	1,580	PDR	18,666	24,986	21,850	(13.19)	80	21/11/2023
83	CVNM2304	10.00000	: 1	1,200	1,670	VNM	70,999	87,699	77,400	(13.20)	151	28/02/2024
84	CVHM2302	4.00000	: 1	3,800	4,650	VHM	50,000	68,600	58,900	(13.41)	211	22/05/2024
85	CPDR2304	4.00000	: 1	1,100	1,790	PDR	17,999	25,159	21,850	(13.79)	103	22/12/2023
86	CHPG2317	4.00000	: 1	1,200	1,490	HPG	26,888	32,848	28,300	(13.82)	148	23/02/2024
87	CMSN2305	10.00000	: 1	1,300	2,240	MSN	76,789	99,189	86,100	(14.18)	151	28/02/2024
88	CHDB2303	3.48150	: 1	1,000	790	HDB	17,504	20,254	17,250	(14.88)	103	22/12/2023
89	CVNM2305	10.00000	: 1	1,100	1,610	VNM	73,333	89,433	77,400	(14.89)	148	23/02/2024
90	CPOW2302	2.00000	: 1	1,000	760	POW	14,333	15,853	13,550	(15.03)	80	21/11/2023
91	CMSN2306	10.00000	: 1	1,200	2,070	MSN	79,999	100,699	86,100	(15.47)	148	23/02/2024
92	CVRE2221	4.00000	: 1	2,100	530	VRE	32,500	34,620	28,800	(16.32)	64	30/10/2023
93	CSTB2305	5.00000	: 1	1,000	990	STB	29,111	34,061	28,650	(16.33)	108	29/12/2023
94	CVPB2304	16.00000	: 1	1,000	580	VPB	16,999	26,279	22,100	(16.51)	108	29/12/2023
95	CVRE2306	5.00000	: 1	1,200	1,100	VRE	29,333	34,833	28,800	(16.83)	151	28/02/2024
96	CVIC2301	8.00000	: 1	1,000	1,110	VIC	53,979	62,859	51,500	(17.21)	63	27/10/2023
97	CMSN2215	10.00000	: 1	2,600	130	MSN	102,000	103,300	86,100	(17.60)	23	01/09/2023
98	CSTB2309	5.00000	: 1	1,000	830	STB	30,555	34,705	28,650	(17.88)	108	29/12/2023

99	CHPG2318	4.00000	: 1	1,200	1,320	HPG	29,222	34,502	28,300	(17.95)	168	22/03/2024
100	CSTB2306	2.00000	: 1	2,600	2,390	STB	30,000	34,780	28,650	(18.06)	211	22/05/2024
101	CVHM2305	8.00000	: 1	1,200	1,840	VHM	57,777	72,497	58,900	(18.07)	151	28/02/2024
102	CNVL2302	4.00000	: 1	1,000	1,320	NVL	16,333	21,613	18,350	(18.15)	80	21/11/2023
103	CHPG2315	4.00000	: 1	1,400	1,760	HPG	27,777	34,817	28,300	(18.69)	233	21/06/2024
104	CMBB2211	3.39300	: 1	1,200	80	MBB	22,903	23,174	18,700	(19.14)	20	29/08/2023
105	CVRE2307	5.00000	: 1	1,100	1,100	VRE	30,333	35,833	28,800	(19.15)	148	23/02/2024
106	CNVL2304	4.00000	: 1	1,100	1,600	NVL	15,555	21,955	18,350	(19.43)	103	22/12/2023
107	CSTB2310	5.00000	: 1	1,200	1,010	STB	30,333	35,383	28,650	(19.45)	151	28/02/2024
108	CVIC2302	8.00000	: 1	1,000	1,120	VIC	55,666	64,626	51,500	(19.48)	80	21/11/2023
109	CVHM2306	8.00000	: 1	1,100	1,670	VHM	60,666	74,026	58,900	(19.76)	148	23/02/2024
110	CPOW2303	2.00000	: 1	1,100	740	POW	15,333	16,813	13,550	(19.88)	103	22/12/2023
111	CVNM2306	10.00000	: 1	1,300	1,950	VNM	75,555	95,055	77,400	(19.92)	234	24/06/2024
112	CHDB2305	3.48150	: 1	1,100	930	HDB	18,471	21,709	17,250	(20.59)	148	23/02/2024
113	CMSN2307	10.00000	: 1	1,400	2,420	MSN	82,999	107,199	86,100	(20.60)	234	24/06/2024
114	CPDR2303	4.00000	: 1	1,300	1,860	PDR	19,888	27,328	21,850	(20.63)	168	22/03/2024
115	CHDB2304	3.48150	: 1	1,100	990	HDB	18,277	21,724	17,250	(20.64)	168	22/03/2024
116	CPOW2305	2.00000	: 1	1,200	1,080	POW	14,999	17,159	13,550	(21.50)	148	23/02/2024
117	CVIC2303	8.00000	: 1	1,100	1,120	VIC	57,777	66,737	51,500	(22.02)	103	22/12/2023
118	CSTB2314	5.00000	: 1	1,100	930	STB	32,222	36,872	28,650	(22.71)	148	23/02/2024
119	CHPG2319	4.00000	: 1	1,400	1,670	HPG	30,111	36,791	28,300	(23.05)	234	24/06/2024
120	CHPG2316	4.00000	: 1	1,500	2,030	HPG	28,888	37,008	28,300	(23.50)	298	20/09/2024
121	CVRE2308	5.00000	: 1	1,300	1,340	VRE	31,333	38,033	28,800	(23.83)	234	24/06/2024
122	CVHM2307	8.00000	: 1	1,300	1,920	VHM	62,666	78,026	58,900	(23.87)	234	24/06/2024
123	CPDR2305	4.00000	: 1	1,300	2,070	PDR	20,222	28,502	21,850	(23.90)	234	24/06/2024
124	CTCB2212	4.00000	: 1	2,100	70	TCB	44,000	44,280	33,800	(24.05)	20	29/08/2023
125	CHDB2306	3.48150	: 1	1,200	1,050	HDB	19,341	22,997	17,250	(25.03)	234	24/06/2024
126	CPOW2304	2.00000	: 1	1,300	960	POW	16,333	18,253	13,550	(26.20)	168	22/03/2024
127	CSTB2315	5.00000	: 1	1,100	860	STB	34,333	38,633	28,650	(26.23)	168	22/03/2024
128	CVIC2304	8.00000	: 1	1,200	1,370	VIC	59,888	70,848	51,500	(26.55)	168	22/03/2024
129	CNVL2303	4.00000	: 1	1,300	1,690	NVL	17,333	24,093	18,350	(26.58)	168	22/03/2024
130	CVIC2305	8.00000	: 1	1,100	1,290	VIC	61,111	71,431	51,500	(27.15)	148	23/02/2024
131	CPOW2306	2.00000	: 1	1,400	1,280	POW	15,999	18,559	13,550	(27.42)	234	24/06/2024
132	CSTB2312	5.00000	: 1	1,400	1,240	STB	33,333	39,533	28,650	(27.91)	233	21/06/2024
133	CNVL2305	4.00000	: 1	1,300	1,940	NVL	16,999	24,759	18,350	(28.55)	234	24/06/2024
134	CVIC2306	8.00000	: 1	1,300	1,620	VIC	62,222	75,182	51,500	(30.78)	234	24/06/2024
135	CSTB2316	5.00000	: 1	1,300	1,080	STB	36,333	41,733	28,650	(31.71)	234	24/06/2024
136	CSTB2313	5.00000	: 1	1,500	1,290	STB	35,555	42,005	28,650	(32.15)	298	20/09/2024

Source: Bloomberg, Fiinpro, KIS

CW: Covered warrant, Sort by % Premium

## Global Disclaimer

### ■ General

This research report and marketing materials for Vietnamese securities are originally prepared and issued by the Research Center of KIS Vietnam Securities Corp., an organization licensed with the State Securities Commission of Vietnam. The analyst(s) who participated in preparing and issuing this research report and marketing materials is/are licensed and regulated by the State Securities Commission of Vietnam in Vietnam only. This report and marketing materials are copyrighted and may not be copied, redistributed, forwarded or altered in any way without the consent of KIS Vietnam Securities Corp..

This research report and marketing materials are for information purposes only. They are not and should not be construed as an offer or solicitation of an offer to purchase or sell any securities or other financial instruments or to participate in any trading strategy. This research report and marketing materials do not provide individually tailored investment advice. This research report and marketing materials do not take into account individual investor circumstances, objectives or needs, and are not intended as recommendations of particular securities, financial instruments or strategies to any particular investor. The securities and other financial instruments discussed in this research report and marketing materials may not be suitable for all investors. The recipient of this research report and marketing materials must make their own independent decisions regarding any securities or financial instruments mentioned herein and investors should seek the advice of a financial adviser. KIS Vietnam Securities Corp. does not undertake that investors will obtain any profits, nor will it share with investors any investment profits. KIS Vietnam Securities Corp., its affiliates, or their affiliates and directors, officers, employees or agents of each of them disclaim any and all responsibility or liability whatsoever for any loss (director consequential) or damage arising out of the use of all or any part of this report or its contents or otherwise arising in connection therewith. Information and opinions contained herein are subject to change without notice and may differ or be contrary to opinions expressed by other business areas or KIS Vietnam Securities Corp. The final investment decision is based on the client's judgment, and this research report and marketing materials cannot be used as evidence in any legal dispute related to investment decisions.

### ■ Country-specific disclaimer

**United States:** This report is distributed in the U.S. by Korea Investment & Securities America, Inc., a member of FINRA/SIPC, and is only intended for major U.S. institutional investors as defined in Rule 15a-6(a)(2) under the U.S. Securities Exchange Act of 1934. All U.S. persons that receive this document by their acceptance thereof represent and warrant that they are a major U.S. institutional investor and have not received this report under any express or implied understanding that they will direct commission income to Korea Investment & Securities, Co., Ltd. or its affiliates. Pursuant to Rule 15a-6(a)(3), any U.S. recipient of this document wishing to effect a transaction in any securities discussed herein should contact and place orders with Korea Investment & Securities America, Inc., which accepts responsibility for the contents of this report in the U.S. The securities described in this report may not have been registered under the U.S. Securities Act of 1933, as amended, and, in such case, may not be offered or sold in the U.S. or to U.S. person absent registration or an applicable exemption from the registration requirement.

**United Kingdom:** This report is not an invitation nor is it intended to be an inducement to engage in investment activity for the purpose of section 21 of the Financial Services and Markets Act 2000 of the United Kingdom ("FSMA"). To the extent that this report does constitute such an invitation or inducement, it is directed only at (i) persons who are investment professionals within the meaning of Article 19(5) of the Financial Services and Markets Act 2000 (Financial Promotion) Order 2005 (as amended) of the United Kingdom (the "Financial Promotion Order"); (ii) persons who fall within Articles 49(2)(a) to (d) ("high net worth companies, unincorporated associations etc.") of the Financial Promotion Order; and (iii) any other persons to whom this report can, for the purposes of section 21 of FSMA, otherwise lawfully be made (all such persons together being referred to as "relevant persons"). Any investment or investment activity to which this report relates is available only to relevant persons and will be engaged in only with relevant persons. Persons who are not relevant persons must not act or rely on this report.

**Hong Kong:** This research report and marketing materials may be distributed in Hong Kong to institutional clients by Korea Investment & Securities Asia Limited (KISA), a Hong Kong representative subsidiary of Korea Investment & Securities Co., Ltd., and may not otherwise be distributed to any other party. KISA provides equity sales service to institutional clients in Hong Kong for Korean securities under its sole discretion, and is thus solely responsible for provision of the aforementioned equity selling activities in Hong Kong. All requests by and correspondence with Hong Kong investors involving securities discussed in this report and marketing materials must be effected through KISA, which is registered with The Securities & Futures Commission (SFC) of Hong Kong. Korea Investment & Securities Co., Ltd. is not a registered financial institution under Hong Kong's SFC.

**Singapore:** This report is provided pursuant to the financial advisory licensing exemption under Regulation 27(1)(e) of the Financial Advisers Regulation of Singapore and accordingly may only be provided to persons in Singapore who are "institutional investors" as defined in Section 4A of the Securities and Futures Act, Chapter 289 of Singapore. This report is intended only for the person to whom Korea Investment & Securities Co., Ltd. has provided this report and such person may not send, forward or transmit in any way this report or any copy of this report to any other person. Please contact Korea Investment & Securities Singapore Pte Ltd in respect of any matters arising from, or in connection with, the analysis or report (Contact Number: 65 6501 5600).

Copyright © 2023 KIS Vietnam Securities Corp. All rights reserved. No part of this report may be reproduced or distributed in any manner without permission of KIS Vietnam Securities Corp.