

# Trading volume kept increasing

## Market overview

Last week, trading value slightly increased across the covered warrant market, mainly impacting by uncertainties on stock market. Particularly, trading value was increased to VND37bn. However, trading volume kept running actively in 3 consecutive weeks, recording at 193mn, up 0.3% wow. With trading value by underlying asset, covered warrants which have HPG as the underlying asset attracted the most of trading interest, followed by FPT and VHM. By tickers, CFPT2207 (25.0%) attracted the most trading interest, followed by CHPG2225 (0.0%), CSTB2215 (41.2%) and CVHM2215 (-5.6%).

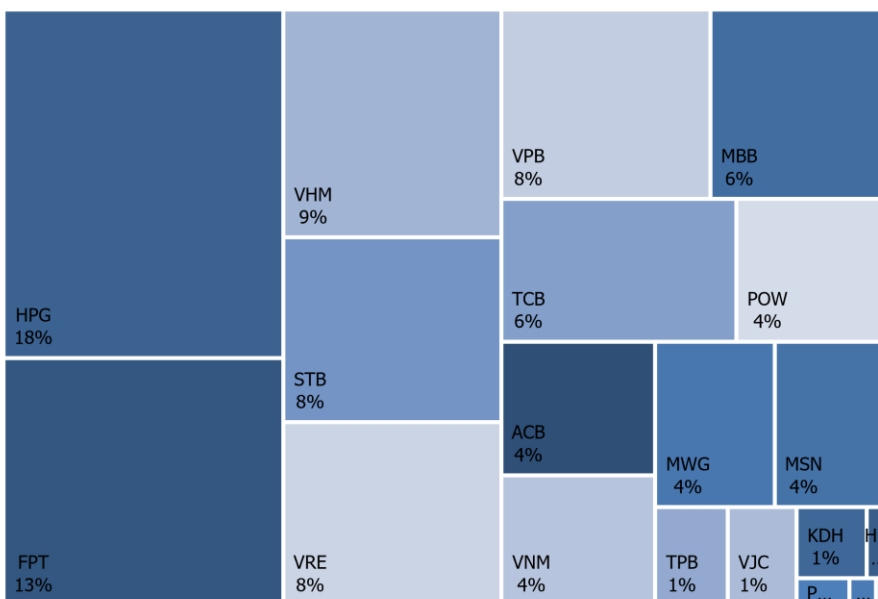
## Foreign trading activity

With foreign trading activity, demand and supply were in balance stage as the market ended up to be slightly net buy at VND0.2bn. By underlying asset, covered warrants which have STB as the underlying asset absorbed the highest trading value from foreigners, accounting for 20% of foreign trading value, followed by POW and VHM.

By tickers, CMSN2209 (100.0%), CPOW2209 (11.8%), and CTCB2214 (0.0%) attracted most of foreign demand whilst large sell orders were placed on CVHM2217 5.4%), CHPG2224 (-31.0%), and CVJC2206 (-20.6%).

*Note: The covered warrant market is commonly used for short-term trading which means volatility level is extremely high. Notably, covered warrant has the positive correlation with its underlying, the short-term fluctuation in the underlying price could lead to the big move in covered warrant.*

**Figure 1. CW trading value by underlying asset**



Source: FiinPro, KIS

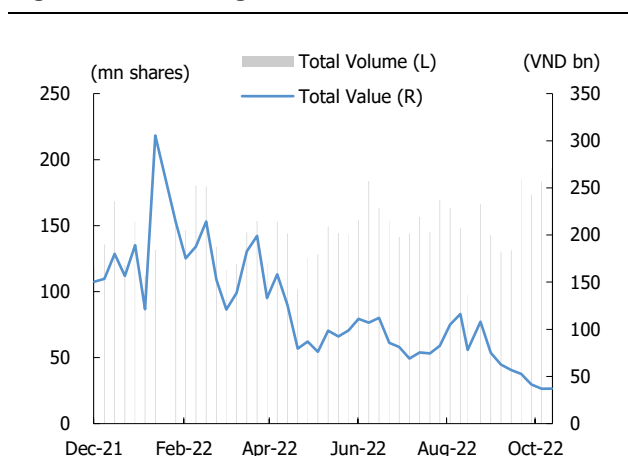
**Table 1. Weekly market overview**

Number of CW	146
Trading volume (share mn)	193
Trading value (VND bn)	37
Increasing CW	82
Decreasing CW	17
Unchanged CW	22

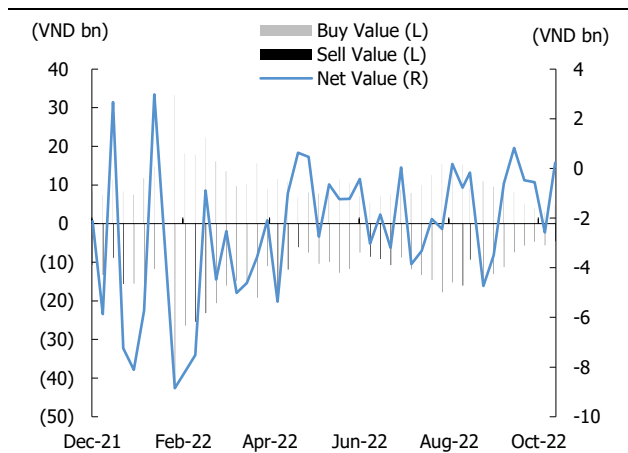
Source: Fiinpro, KIS

**Nhu Nguyen**

nhu.nh@kisvn.vn

**Figure 2. CW trading value and volume**

Source: FiinPro, KIS

**Figure 3. Weekly net foreign buy/sell**

Source: FiinPro, KIS

**Table 3. Top 10 foreign net buys**

(VND, %WoW, VND bn)

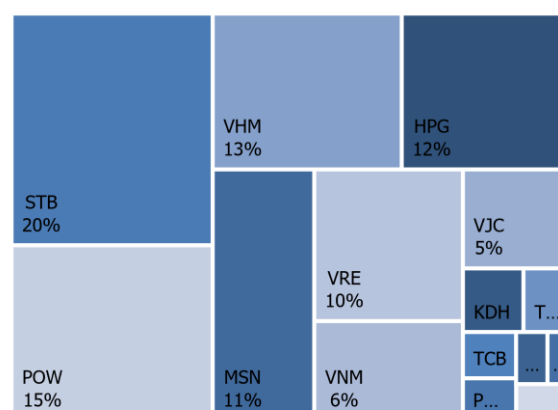
Ticker	Last Trading Date	Price	% Chg	Buy	Sell	Net
CMSN2209	28/03/2023	220	100.0	617	201	417
CPOW2209	10/04/2023	190	11.8	508	238	270
CTCB2214	06/06/2023	1,260	-	63	-	63
CVHM2213	10/03/2023	80	-	161	102	60
CPOW2204	28/03/2023	220	-	278	221	57
CHDB2210	10/03/2023	190	11.8	107	54	53
CTCB2211	31/03/2023	70	75.0	36	-	36
CVRE2211	28/03/2023	280	27.3	275	247	28
CTPB2204	28/03/2023	240	26.3	74	49	24
CVJC2203	27/12/2022	100	-	55	36	19

Source: FiinPro, KIS  
Data as of 24-28 Oct 2022**Table 2. Top 10 trading value**

(VND, %WoW, VND bn)

Ticker	Last Trading Date	Price	% Chg	Trading value
CFPT2207	12/12/2022	1,500	25.0	2.1
CHPG2225	06/06/2023	1,090	-	1.93
CSTB2215	28/03/2023	240	41.2	1.25
CVHM2215	31/03/2023	340	(5.6)	1.14
CHPG2221	31/03/2023	100	(16.7)	1.12
CTCB2212	31/08/2023	240	71.4	1.09
CHPG2216	26/12/2022	430	0.0	0.96
CMWG2212	31/03/2023	180	12.5	0.7
CMBB2213	06/06/2023	1,240	-	0.69
CMSN2209	28/03/2023	220	100.0	0.67

Source: FiinPro, KIS

**Figure 4. Foreign trading by underlying asset**

Source: FiinPro, KIS

**Table 4. Top 10 foreign net sells**

(VND, %WoW, VND bn)

Ticker	Last Trading Date	Price	% Chg	Buy	Sell	Net
CVHM2217	01/03/2023	390	5.4	181	588	(407)
CHPG2224	01/03/2023	290	(31.0)	115	320	(205)
CVJC2206	10/03/2023	270	(20.6)	49	240	(192)
CSTB2222	01/03/2023	390	18.2	106	274	(168)
CSTB2215	28/03/2023	240	41.2	623	775	(151)
CHPG2215	28/03/2023	170	6.3	175	316	(141)
CVHM2211	28/03/2023	150	15.4	10	125	(115)
CPDR2206	01/03/2023	340	(5.6)	0	83	(83)
CVNM2207	28/03/2023	1,110	15.6	80	162	(82)
CHPG2219	10/03/2023	160	14.3	5	81	(76)

Source: FiinPro, KIS  
Data as of 24-28 Oct 2022

Table 5. Covered warrant statistic by VN30 constituent

(VND bn, %, Shares)

Underlying asset	Name	Industry	Market Cap	Foreign ownership	CW number	CW market cap	CW trading value	CW trading volume
ACB	Asia Commercial Bank	Financials	75,655	30.0	4	18	1.2	4,987,014
BID	BIDV	Financials	174,772	16.9	-	-	-	-
BVH	Bao Viet Group	Financials	38,972	26.4	-	-	-	-
CTG	VietinBank	Financials	118,221	26.8	-	-	-	-
FPT	FPT Corp	Information Technology	82,935	49.0	9	40	3.9	4,240,500
GAS	PetroVietnam Gas	Utilities	212,640	3.0	-	-	-	-
GVR	Viet Nam Rubber Group	Materials	57,600	0.5	-	-	-	-
HDB	HDBank	Financials	41,250	18.0	5	4	0.1	523,800
HPG	Hoa Phat Group	Materials	91,001	19.9	13	34	5.5	24,887,700
KDH	Khang Dien House	Real Estate	16,272	28.4	7	1	0.3	6,315,100
MBB	MBBank	Financials	80,252	23.2	9	18	1.9	13,091,700
MSN	Masan Group	Consumer Staples	121,728	29.5	10	7	1.1	6,542,000
MWG	Mobile World Investment	Consumer Discretionary	75,519	49.0	8	7	1.1	7,441,500
NVL	Novaland	Real Estate	136,488	5.2	6	2	0.0	128,300
PDR	Phat Dat Real Estate	Real Estate	29,351	2.7	3	2	0.1	272,400
PLX	Petrolimex	Energy	36,212	17.2	-	-	-	-
POW	PV Power	Utilities	24,238	2.9	7	6	1.2	7,284,600
SAB	SABECO	Consumer Staples	118,829	62.7	-	-	-	-
SSI	SSI Securities Corp.	Financials	24,273	34.4	-	-	-	-
STB	Sacombank	Financials	30,446	20.4	12	12	2.3	17,146,600
TCB	Techcombank	Financials	86,524	22.5	9	13	1.9	18,189,300
TPB	Tien Phong Bank	Financials	32,742	30.0	4	5	0.4	4,336,700
VCB	Vietcombank	Financials	347,840	23.6	-	-	-	-
VHM	Vinhomes	Real Estate	195,947	22.9	11	23	2.8	15,402,700
VIB	VIBBank	Financials	41,310	20.5	-	-	-	-
VIC	VinGroup	Real Estate	211,292	12.1	-	-	-	-
VJC	Vietjet Air	Industrials	58,277	16.3	4	3	0.4	2,032,900
VNM	Vinamilk	Consumer Staples	164,062	55.4	5	40	1.1	819,800
VPB	VPBank	Financials	109,761	17.6	9	19	2.2	9,033,200
VRE	Vincom Retail	Real Estate	55,899	31.6	12	37	2.2	7,806,200

Source: Bloomberg, Fiinpro, KIS

CW: Covered warrant

Table 6. Trading Covered warrant on HSX

(VND, %)

No	CW Code	Covered Warrant			Underlying asset				% Premium	Time to maturity	Last Trading Date
		Executive ratio	Issue price	Closing price	Underlying	Exercise price	Breakeven price	Closing price			
1	CVNM2208	10.00000 : 1	1,100	680	VNM	75,999	82,799	78,000	(6.5)	26	07/12/2022
2	CVNM2207	15.47470 : 1	1,100	1,100	VNM	68,668	85,690	78,000	(9.7)	103	24/03/2023
3	CFPT2207	5.93100 : 1	3,000	1,470	FPT	74,138	82,857	75,000	(9.9)	28	09/12/2022
4	CVNM2211	6.00000 : 1	2,500	2,990	VNM	68,000	85,940	78,000	(9.9)	153	02/06/2023
5	CPNJ2203	24.87070 : 1	1,300	240	PNJ	109,430	115,399	103,700	(11.1)	43	30/12/2022
6	CVNM2210	5.00000 : 1	2,700	2,820	VNM	73,000	87,100	78,000	(11.1)	85	28/02/2023
7	CFPT2212	10.00000 : 1	1,870	1,460	FPT	70,000	84,600	75,000	(11.7)	153	02/06/2023
8	CMWG2209	20.00000 : 1	1,000	140	MWG	56,999	59,799	53,200	(12.4)	28	09/12/2022
9	CVNM2209	16.00000 : 1	1,000	750	VNM	76,888	88,888	78,000	(12.9)	91	08/03/2023
10	CNVL2205	16.00000 : 1	1,100	150	NVL	81,888	84,288	72,500	(13.2)	38	23/12/2022
11	CACB2205	2.00000 : 1	3,000	450	ACB	24,000	24,900	22,300	(13.4)	28	09/12/2022
12	CHPG2225	3.00000 : 1	1,550	850	HPG	17,000	19,550	16,800	(14.2)	153	02/06/2023
13	CFPT2204	8.15960 : 1	2,900	150	FPT	86,492	87,716	75,000	(14.9)	24	05/12/2022
14	CNVL2208	16.00000 : 1	1,200	380	NVL	79,999	86,079	72,500	(15.0)	103	24/03/2023
15	CFPT2208	4.00000 : 1	3,950	810	FPT	85,000	88,240	75,000	(15.4)	43	30/12/2022
16	CHPG2216	3.00000 : 1	3,000	280	HPG	19,000	19,840	16,800	(15.5)	38	23/12/2022
17	CVPB2208	1.99820 : 1	3,000	170	VPB	18,650	18,990	16,350	(15.5)	28	09/12/2022
18	CMBB2213	3.00000 : 1	1,550	1,120	MBB	17,000	20,360	17,650	(15.9)	153	02/06/2023
19	CNVL2209	10.00000 : 1	1,300	40	NVL	86,868	87,268	72,500	(16.1)	26	07/12/2022
20	CVPB2209	10.65690 : 1	1,000	120	VPB	17,903	19,182	16,350	(16.3)	26	07/12/2022
21	CACB2204	1.60130 : 1	2,500	20	ACB	26,021	26,053	22,300	(17.2)	3	04/11/2022
22	CMBB2207	8.33330 : 1	1,000	150	MBB	19,547	20,797	17,650	(17.6)	43	30/12/2022
23	CNVL2206	16.00000 : 1	1,000	310	NVL	83,999	88,959	72,500	(17.7)	43	30/12/2022
24	CFPT2211	10.00000 : 1	1,500	600	FPT	85,000	91,000	75,000	(17.9)	85	28/02/2023
25	CPDR2206	10.00000 : 1	1,000	320	PDR	51,888	55,088	44,600	(18.0)	84	27/02/2023
26	CACB2206	2.00000 : 1	1,600	430	ACB	25,500	26,360	22,300	(18.2)	43	30/12/2022
27	CVJC2205	16.00000 : 1	1,300	120	VJC	129,999	131,919	107,800	(18.3)	26	07/12/2022
28	CNVL2207	10.00000 : 1	1,270	620	NVL	84,000	90,200	72,500	(18.9)	47	05/01/2023
29	CVJC2203	20.00000 : 1	1,400	90	VJC	131,131	132,931	107,800	(18.9)	38	23/12/2022
30	CHDB2207	2.39870 : 1	2,500	220	HDB	19,590	20,118	16,500	(19.0)	24	05/12/2022
31	CFPT2205	5.93100 : 1	1,000	100	FPT	91,931	92,524	75,000	(19.3)	51	11/01/2023
32	CMWG2208	8.00000 : 1	3,000	280	MWG	63,000	65,240	53,200	(19.7)	38	23/12/2022
33	CFPT2206	4.94250 : 1	1,000	430	FPT	90,943	93,068	75,000	(19.8)	28	09/12/2022
34	CPDR2205	16.00000 : 1	1,000	210	PDR	52,999	56,359	44,600	(19.8)	103	24/03/2023
35	CVRE2217	2.00000 : 1	2,500	930	VRE	27,500	29,360	23,700	(20.1)	85	28/02/2023
36	CVRE2210	4.00000 : 1	2,300	150	VRE	28,800	29,400	23,700	(20.2)	24	05/12/2022
37	CPNJ2205	5.95370 : 1	1,100	140	PNJ	128,004	128,838	103,700	(20.3)	51	11/01/2023
38	CFPT2209	10.00000 : 1	1,850	580	FPT	88,000	93,800	75,000	(20.4)	106	29/03/2023
39	CNVL2210	16.00000 : 1	1,100	200	NVL	88,888	92,088	72,500	(20.5)	91	08/03/2023
40	CVRE2214	2.00000 : 1	2,050	300	VRE	29,000	29,600	23,700	(20.8)	43	30/12/2022
41	CTPB2204	10.00000 : 1	1,000	210	TPB	23,888	25,988	20,850	(21.0)	103	24/03/2023
42	CVHM2217	10.00000 : 1	1,000	420	VHM	51,999	56,199	44,900	(21.0)	84	27/02/2023
43	CACB2207	4.00000 : 1	1,100	510	ACB	25,500	27,540	22,300	(21.7)	106	29/03/2023
44	CVJC2206	20.00000 : 1	1,300	270	VJC	132,999	138,399	107,800	(22.1)	91	08/03/2023
45	CVJC2204	20.00000 : 1	1,500	250	VJC	133,979	138,979	107,800	(22.4)	103	24/03/2023
46	CVRE2212	2.00000 : 1	1,000	150	VRE	30,000	30,300	23,700	(22.6)	51	11/01/2023
47	CHDB2208	3.99790 : 1	1,100	470	HDB	19,189	21,068	16,500	(22.7)	103	24/03/2023

48	CPDR2204	16.00000	: 1	1,000	40	PDR	57,979	58,619	44,600	(22.9)	43	30/12/2022
49	CVPB2204	10.65690	: 1	1,000	30	VPB	20,573	20,893	16,350	(23.2)	8	11/11/2022
50	CVRE2218	5.00000	: 1	1,000	530	VRE	27,888	30,538	23,700	(23.2)	84	27/02/2023
51	CMWG2210	20.00000	: 1	1,000	480	MWG	58,999	68,599	53,200	(23.6)	91	08/03/2023
52	CVRE2211	8.00000	: 1	1,000	250	VRE	28,888	30,888	23,700	(24.1)	103	24/03/2023
53	CVPB2213	1.33210	: 1	2,900	780	VPB	20,315	21,354	16,350	(24.8)	85	28/02/2023
54	CMBB2208	1.66670	: 1	3,000	180	MBB	22,500	22,800	17,650	(24.9)	38	23/12/2022
55	CVRE2219	3.00000	: 1	1,050	760	VRE	29,000	31,280	23,700	(25.0)	153	02/06/2023
56	CHDB2209	3.19830	: 1	1,100	80	HDB	21,483	21,739	16,500	(25.1)	26	07/12/2022
57	CVRE2209	8.00000	: 1	1,000	60	VRE	30,888	31,368	23,700	(25.2)	38	23/12/2022
58	CVHM2218	6.00000	: 1	1,650	910	VHM	54,000	59,460	44,900	(25.3)	153	02/06/2023
59	CTCB2214	3.00000	: 1	2,470	1,230	TCB	27,000	30,690	24,400	(25.4)	153	02/06/2023
60	CFPT2210	10.00000	: 1	2,350	1,010	FPT	90,000	100,100	75,000	(25.4)	215	29/08/2023
61	CMSN2214	10.00000	: 1	1,640	870	MSN	100,000	108,700	83,900	(25.4)	153	02/06/2023
62	CVRE2215	2.00000	: 1	2,600	740	VRE	30,000	31,480	23,700	(25.5)	106	29/03/2023
63	CMBB2212	10.00000	: 1	1,000	540	MBB	17,777	23,177	17,650	(26.1)	84	27/02/2023
64	CVHM2214	4.00000	: 1	2,400	120	VHM	60,000	60,480	44,900	(26.6)	43	30/12/2022
65	CVRE2208	2.00000	: 1	2,300	10	VRE	32,000	32,020	23,700	(26.8)	3	04/11/2022
66	CTPB2205	2.00000	: 1	4,000	40	TPB	28,000	28,080	20,850	(26.9)	28	09/12/2022
67	CHPG2224	4.00000	: 1	1,000	190	HPG	22,222	22,982	16,800	(27.0)	84	27/02/2023
68	CMSN2211	10.00000	: 1	1,900	130	MSN	109,999	111,299	83,900	(27.2)	26	07/12/2022
69	CTPB2206	2.00000	: 1	2,350	100	TPB	28,000	28,200	20,850	(27.2)	43	30/12/2022
70	CSTB2222	4.00000	: 1	1,000	350	STB	20,222	21,622	16,150	(27.6)	84	27/02/2023
71	CVPB2207	1.33210	: 1	1,200	150	VPB	21,980	22,180	16,350	(27.6)	51	11/01/2023
72	CPOW2205	1.00000	: 1	1,000	240	POW	13,900	14,140	10,350	(27.8)	51	11/01/2023
73	CHPG2223	2.00000	: 1	2,300	360	HPG	22,500	23,220	16,800	(27.8)	85	28/02/2023
74	CPOW2207	4.00000	: 1	1,000	30	POW	14,111	14,231	10,350	(28.2)	28	09/12/2022
75	CVHM2215	6.00000	: 1	2,100	340	VHM	60,000	62,040	44,900	(28.4)	106	29/03/2023
76	CVPB2210	1.33210	: 1	2,000	100	VPB	22,313	22,446	16,350	(28.5)	43	30/12/2022
77	CVRE2213	5.00000	: 1	1,100	190	VRE	31,999	32,949	23,700	(28.8)	91	08/03/2023
78	CPNJ2204	9.87150	: 1	2,090	320	PNJ	141,160	144,319	103,700	(28.9)	47	05/01/2023
79	CMSN2213	10.00000	: 1	2,100	450	MSN	110,000	114,500	83,900	(29.2)	85	28/02/2023
80	CSTB2223	4.00000	: 1	1,000	260	STB	21,111	22,151	16,150	(29.3)	84	27/02/2023
81	CMSN2205	19.85390	: 1	1,200	90	MSN	113,146	114,933	83,900	(29.5)	38	23/12/2022
82	CMWG2207	5.96520	: 1	3,090	20	MWG	74,565	74,684	53,200	(29.8)	3	04/11/2022
83	CMSN2204	9.92690	: 1	1,900	10	MSN	115,649	115,748	83,900	(30.0)	3	04/11/2022
84	CVRE2216	4.00000	: 1	1,650	650	VRE	31,000	33,600	23,700	(30.2)	215	29/08/2023
85	CHPG2220	2.00000	: 1	1,500	40	HPG	24,000	24,080	16,800	(30.4)	43	30/12/2022
86	CMWG2211	10.00000	: 1	1,150	30	MWG	75,000	75,300	53,200	(30.4)	43	30/12/2022
87	CMBB2209	2.00000	: 1	1,550	60	MBB	24,500	24,620	17,650	(30.4)	43	30/12/2022
88	CMSN2209	19.85390	: 1	1,400	260	MSN	111,413	116,575	83,900	(30.4)	103	24/03/2023
89	CPOW2206	2.00000	: 1	1,500	60	POW	14,567	14,687	10,350	(30.5)	26	07/12/2022
90	CMSN2210	8.00000	: 1	1,000	140	MSN	116,000	117,120	83,900	(30.8)	51	11/01/2023
91	CMSN2212	20.00000	: 1	1,100	250	MSN	112,233	117,233	83,900	(30.8)	91	08/03/2023
92	CHPG2215	10.00000	: 1	1,000	130	HPG	22,999	24,299	16,800	(31.0)	103	24/03/2023
93	CMWG2212	10.00000	: 1	1,650	140	MWG	75,000	76,400	53,200	(31.4)	106	29/03/2023
94	CHDB2210	3.99790	: 1	1,000	180	HDB	23,098	23,818	16,500	(31.6)	91	08/03/2023
95	CPOW2204	5.00000	: 1	1,000	200	POW	13,979	14,979	10,350	(31.8)	103	24/03/2023
96	CVHM2213	16.00000	: 1	1,000	90	VHM	63,979	65,419	44,900	(32.1)	91	08/03/2023
97	CVHM2212	5.00000	: 1	3,000	100	VHM	65,000	65,500	44,900	(32.2)	28	09/12/2022
98	CMWG2205	4.97110	: 1	2,200	10	MWG	77,300	77,350	53,200	(32.3)	3	04/11/2022

99	CVPB2211	1.33210	: 1	2,450	350	VPB	23,312	23,778	16,350	(32.5)	106	29/03/2023
100	CHDB2206	6.39660	: 1	1,000	30	HDB	23,986	24,178	16,500	(32.6)	43	30/12/2022
101	CHPG2218	4.00000	: 1	1,100	20	HPG	24,888	24,968	16,800	(32.8)	26	07/12/2022
102	CVHM2216	8.00000	: 1	1,900	530	VHM	62,000	66,240	44,900	(33.0)	215	29/08/2023
103	CSTB2215	5.00000	: 1	1,100	240	STB	22,222	23,422	16,150	(33.2)	103	24/03/2023
104	CHPG2217	2.00000	: 1	3,000	60	HPG	25,000	25,120	16,800	(33.2)	38	23/12/2022
105	CMBB2204	1.66670	: 1	2,200	10	MBB	25,833	25,850	17,650	(33.7)	3	04/11/2022
106	CHPG2221	4.00000	: 1	1,000	80	HPG	25,000	25,320	16,800	(33.8)	106	29/03/2023
107	CSTB2214	2.00000	: 1	1,630	330	STB	23,000	23,660	16,150	(33.9)	47	05/01/2023
108	CTCB2209	3.00000	: 1	3,000	220	TCB	34,000	34,660	24,400	(33.9)	38	23/12/2022
109	CMBB2210	2.00000	: 1	2,000	240	MBB	25,500	25,980	17,650	(34.1)	106	29/03/2023
110	CVHM2211	16.00000	: 1	1,000	150	VHM	64,999	67,399	44,900	(34.1)	103	24/03/2023
111	CSTB2211	8.00000	: 1	1,000	60	STB	23,333	23,813	16,150	(34.3)	38	23/12/2022
112	CPOW2208	4.00000	: 1	1,000	120	POW	15,222	15,702	10,350	(35.0)	91	08/03/2023
113	CVHM2208	8.00000	: 1	1,200	10	VHM	69,000	69,080	44,900	(35.7)	3	04/11/2022
114	CVPB2206	1.33210	: 1	3,000	10	VPB	25,310	25,323	16,350	(36.6)	3	04/11/2022
115	CSTB2213	8.00000	: 1	1,000	40	STB	24,444	24,764	16,150	(36.8)	43	30/12/2022
116	CSTB2220	2.00000	: 1	2,100	140	STB	24,500	24,780	16,150	(36.8)	85	28/02/2023
117	CVHM2209	15.54610	: 1	1,000	30	VHM	69,979	70,445	44,900	(37.0)	38	23/12/2022
118	CMSN2207	9.92690	: 1	1,940	100	MSN	128,058	129,051	83,900	(37.2)	47	05/01/2023
119	CVPB2212	2.66420	: 1	1,700	410	VPB	24,644	25,736	16,350	(37.6)	215	29/08/2023
120	CKDH2208	4.54310	: 1	2,400	70	KDH	35,891	36,209	23,000	(38.5)	24	05/12/2022
121	CHPG2219	5.00000	: 1	1,000	90	HPG	26,888	27,338	16,800	(38.7)	91	08/03/2023
122	CMBB2211	4.00000	: 1	1,200	290	MBB	27,000	28,160	17,650	(39.2)	215	29/08/2023
123	CMSN2206	19.85390	: 1	1,000	50	MSN	132,359	133,352	83,900	(39.2)	43	30/12/2022
124	CPOW2209	4.00000	: 1	1,000	150	POW	16,333	16,933	10,350	(39.7)	113	07/04/2023
125	CKDH2209	7.26900	: 1	1,200	90	KDH	36,344	36,998	23,000	(39.8)	103	24/03/2023
126	CSTB2217	2.00000	: 1	2,000	40	STB	26,000	26,080	16,150	(40.0)	43	30/12/2022
127	CHPG2212	7.56450	: 1	1,000	30	HPG	27,829	28,056	16,800	(40.2)	38	23/12/2022
128	CTCB2213	4.00000	: 1	1,700	100	TCB	38,000	38,400	24,400	(40.3)	85	28/02/2023
129	CMWG2206	4.97110	: 1	2,590	60	MWG	88,060	88,358	53,200	(40.7)	47	05/01/2023
130	CHPG2214	7.56450	: 1	1,000	30	HPG	28,744	28,971	16,800	(42.1)	43	30/12/2022
131	CTCB2210	2.00000	: 1	2,700	40	TCB	40,000	40,080	24,400	(42.8)	43	30/12/2022
132	CTCB2208	2.00000	: 1	4,000	60	TCB	40,000	40,120	24,400	(42.9)	38	23/12/2022
133	CKDH2210	4.00000	: 1	3,000	30	KDH	39,000	39,120	23,000	(43.0)	38	23/12/2022
134	CPOW2202	5.00000	: 1	1,000	20	POW	17,999	18,099	10,350	(43.6)	8	11/11/2022
135	CSTB2216	2.00000	: 1	1,700	40	STB	27,979	28,059	16,150	(44.2)	26	07/12/2022
136	CKDH2213	2.00000	: 1	2,700	30	KDH	40,000	40,060	23,000	(44.4)	43	30/12/2022
137	CSTB2218	2.00000	: 1	2,100	80	STB	28,000	28,160	16,150	(44.4)	106	29/03/2023
138	CVHM2210	16.00000	: 1	1,000	20	VHM	79,999	80,319	44,900	(44.7)	43	30/12/2022
139	CSTB2210	2.00000	: 1	2,000	10	STB	28,500	28,520	16,150	(45.1)	3	04/11/2022
140	CKDH2211	2.00000	: 1	3,100	30	KDH	40,888	40,948	23,000	(45.6)	26	07/12/2022
141	CTCB2211	4.00000	: 1	1,650	70	TCB	42,000	42,280	24,400	(45.8)	106	29/03/2023
142	CTCB2207	3.00000	: 1	1,000	80	TCB	43,000	43,240	24,400	(47.0)	51	11/01/2023
143	CTCB2206	4.00000	: 1	1,700	10	TCB	43,500	43,540	24,400	(47.4)	3	04/11/2022
144	CKDH2212	8.00000	: 1	1,000	70	KDH	41,999	42,559	23,000	(47.6)	91	08/03/2023
145	CTCB2212	4.00000	: 1	2,100	230	TCB	44,000	44,920	24,400	(49.0)	215	29/08/2023
146	CKDH2207	3.63450	: 1	1,700	10	KDH	45,431	45,467	23,000	(51.0)	3	04/11/2022

Source: Bloomberg, Fiinpro, KIS

CW: Covered warrant, Sort by % Premium

## Global Disclaimer

### ■ General

This research report and marketing materials for Vietnamese securities are originally prepared and issued by the Research Center of KIS Vietnam Securities Corp., an organization licensed with the State Securities Commission of Vietnam. The analyst(s) who participated in preparing and issuing this research report and marketing materials is/are licensed and regulated by the State Securities Commission of Vietnam in Vietnam only. This report and marketing materials are copyrighted and may not be copied, redistributed, forwarded or altered in any way without the consent of KIS Vietnam Securities Corp..

This research report and marketing materials are for information purposes only. They are not and should not be construed as an offer or solicitation of an offer to purchase or sell any securities or other financial instruments or to participate in any trading strategy. This research report and marketing materials do not provide individually tailored investment advice. This research report and marketing materials do not take into account individual investor circumstances, objectives or needs, and are not intended as recommendations of particular securities, financial instruments or strategies to any particular investor. The securities and other financial instruments discussed in this research report and marketing materials may not be suitable for all investors. The recipient of this research report and marketing materials must make their own independent decisions regarding any securities or financial instruments mentioned herein and investors should seek the advice of a financial adviser. KIS Vietnam Securities Corp. does not undertake that investors will obtain any profits, nor will it share with investors any investment profits. KIS Vietnam Securities Corp., its affiliates, or their affiliates and directors, officers, employees or agents of each of them disclaim any and all responsibility or liability whatsoever for any loss (director consequential) or damage arising out of the use of all or any part of this report or its contents or otherwise arising in connection therewith. Information and opinions contained herein are subject to change without notice and may differ or be contrary to opinions expressed by other business areas or KIS Vietnam Securities Corp. The final investment decision is based on the client's judgment, and this research report and marketing materials cannot be used as evidence in any legal dispute related to investment decisions.

### ■ Country-specific disclaimer

**United States:** This report is distributed in the U.S. by Korea Investment & Securities America, Inc., a member of FINRA/SIPC, and is only intended for major U.S. institutional investors as defined in Rule 15a-6(a)(2) under the U.S. Securities Exchange Act of 1934. All U.S. persons that receive this document by their acceptance thereof represent and warrant that they are a major U.S. institutional investor and have not received this report under any express or implied understanding that they will direct commission income to Korea Investment & Securities, Co., Ltd. or its affiliates. Pursuant to Rule 15a-6(a)(3), any U.S. recipient of this document wishing to effect a transaction in any securities discussed herein should contact and place orders with Korea Investment & Securities America, Inc., which accepts responsibility for the contents of this report in the U.S. The securities described in this report may not have been registered under the U.S. Securities Act of 1933, as amended, and, in such case, may not be offered or sold in the U.S. or to U.S. person absent registration or an applicable exemption from the registration requirement.

**United Kingdom:** This report is not an invitation nor is it intended to be an inducement to engage in investment activity for the purpose of section 21 of the Financial Services and Markets Act 2000 of the United Kingdom ("FSMA"). To the extent that this report does constitute such an invitation or inducement, it is directed only at (i) persons who are investment professionals within the meaning of Article 19(5) of the Financial Services and Markets Act 2000 (Financial Promotion) Order 2005 (as amended) of the United Kingdom (the "Financial Promotion Order"); (ii) persons who fall within Articles 49(2)(a) to (d) ("high net worth companies, unincorporated associations etc.") of the Financial Promotion Order; and (iii) any other persons to whom this report can, for the purposes of section 21 of FSMA, otherwise lawfully be made (all such persons together being referred to as "relevant persons"). Any investment or investment activity to which this report relates is available only to relevant persons and will be engaged in only with relevant persons. Persons who are not relevant persons must not act or rely on this report.

**Hong Kong:** This research report and marketing materials may be distributed in Hong Kong to institutional clients by Korea Investment & Securities Asia Limited (KISA), a Hong Kong representative subsidiary of Korea Investment & Securities Co., Ltd., and may not otherwise be distributed to any other party. KISA provides equity sales service to institutional clients in Hong Kong for Korean securities under its sole discretion, and is thus solely responsible for provision of the aforementioned equity selling activities in Hong Kong. All requests by and correspondence with Hong Kong investors involving securities discussed in this report and marketing materials must be effected through KISA, which is registered with The Securities & Futures Commission (SFC) of Hong Kong. Korea Investment & Securities Co., Ltd. is not a registered financial institution under Hong Kong's SFC.

**Singapore:** This report is provided pursuant to the financial advisory licensing exemption under Regulation 27(1)(e) of the Financial Advisers Regulation of Singapore and accordingly may only be provided to persons in Singapore who are "institutional investors" as defined in Section 4A of the Securities and Futures Act, Chapter 289 of Singapore. This report is intended only for the person to whom Korea Investment & Securities Co., Ltd. has provided this report and such person may not send, forward or transmit in any way this report or any copy of this report to any other person. Please contact Korea Investment & Securities Singapore Pte Ltd in respect of any matters arising from, or in connection with, the analysis or report (Contact Number: 65 6501 5600).

Copyright © 2022 KIS Vietnam Securities Corp. All rights reserved. No part of this report may be reproduced or distributed in any manner without permission of KIS Vietnam Securities Corp.