

Stock market kept pressuring on CW's trading activity

Market overview

Last week, trading value kept decreasing across the covered warrant market, mainly impacting by the stock market correction. Particularly, trading value was fell to VND56bn, approximately 131mn shares. With trading value by underlying asset, covered warrants which have STB as the underlying asset attracted the most of trading interest, followed by FPT and HPG. By tickers, CFPT2207 (-5.9%) attracted the most trading interest, followed by CMBB2208 (-7.2%) and CTPB2205 (+26.5%).

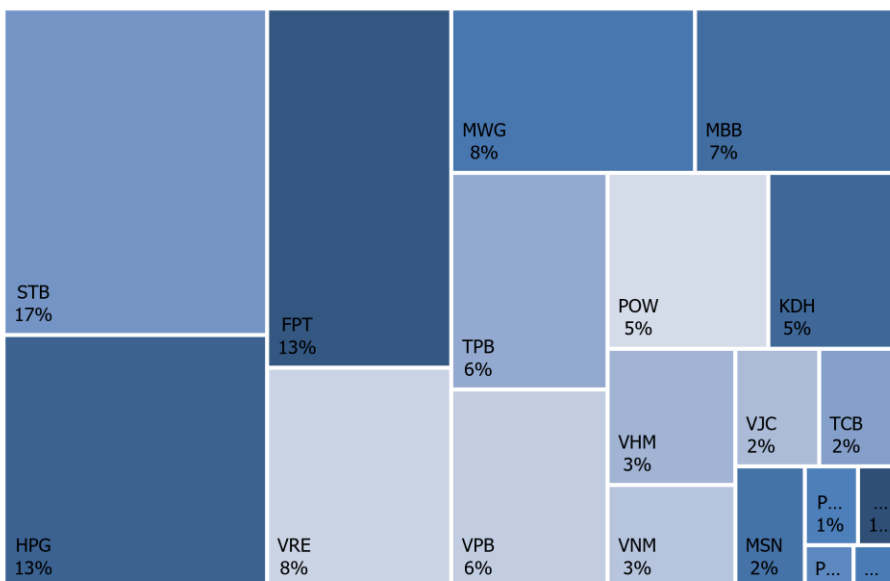
Foreign trading activity

With foreign trading activity, selling pressure was covered by demand, net sell value ticked up, recording at VND0.8bn. By underlying asset, covered warrants which have STB as the underlying asset absorbed the highest trading value from foreigners, accounting for 27% of foreign trading value, followed by POW and HPG.

By tickers, CPDR2205 (-5.8%), CTPB2204, and CVPB2209 (-5.1%) attracted most of foreign demand whilst large sell orders were placed on CKDH2212 (-16.7%), CVHM2210 (-54.5%), and CHPG2215 (-10.4%).

Note: The covered warrant market is commonly used for short-term trading which means volatility level is extremely high. Notably, covered warrant has the positive correlation with its underlying, the short-term fluctuation in the underlying price could lead to the big move in covered warrant.

Figure 1. CW trading value by underlying asset



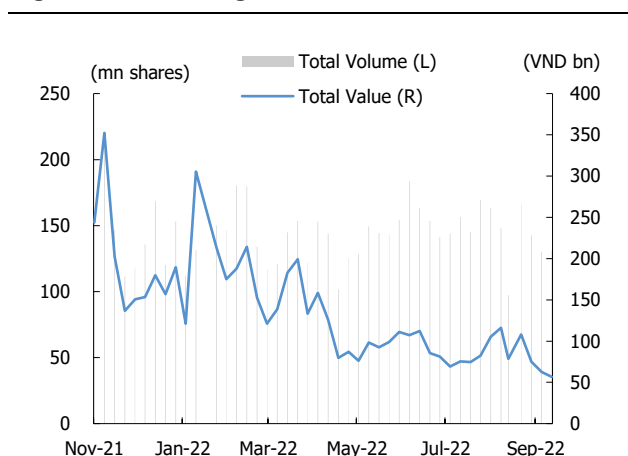
Source: FiinPro, KIS

Table 1. Market overview

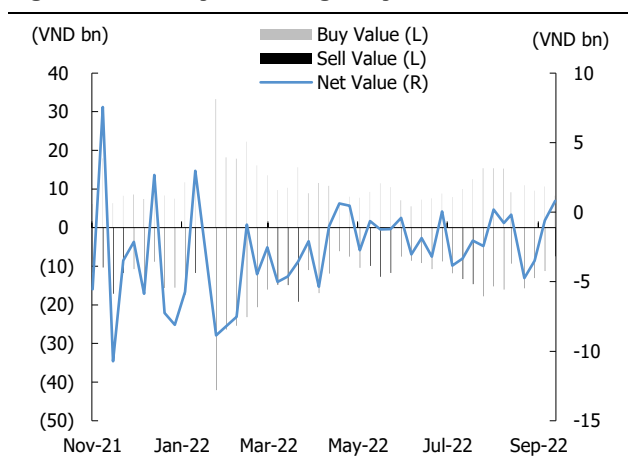
Number of CW	158
Trading volume (share mn)	131
Trading value (VND bn)	57
Increasing CW	18
Decreasing CW	92
Unchanged CW	17

Source: Fiinpro, KIS

Nhu Nguyen
nhu.nh@kisvn.vn

Figure 2. CW trading value and volume

Source: FiinPro, KIS

Figure 3. Weekly net foreign buy/sell

Source: FiinPro, KIS

Table 3. Top 10 foreign net buys

(VND, %WoW, VND bn)

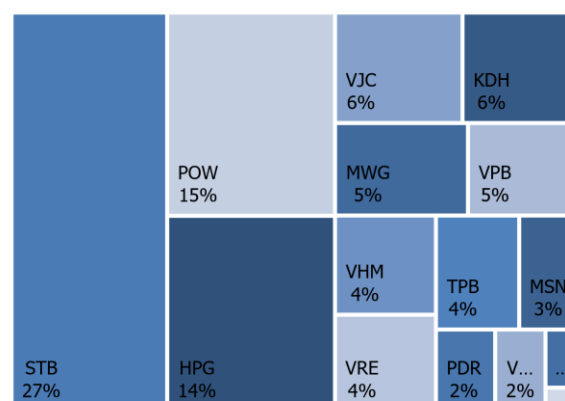
Ticker	Last Trading Date	Price	% Chg	Buy	Sell	Net
CPDR2205	28/03/2023	490	(5.8)	279	40	238
CTPB2204	28/03/2023	510	-	290	60	231
CVPB2209	09/12/2022	370	(5.1)	445	237	208
CTPB2203	28/10/2022	290	31.8	197	86	112
CVJC2204	28/03/2023	530	6.0	274	171	103
CSTB2213	03/01/2023	220	-	568	470	98
CNVL2206	03/01/2023	750	-	82	0	82
CKDH2209	28/03/2023	460	(11.5)	88	14	75
CHPG2212	27/12/2022	120	(29.4)	210	137	73
CVJC2206	10/03/2023	540	8.0	61	13	47

Source: FiinPro, KIS
Data as of 26-30 Sep 2022**Table 2. Top 10 trading value**

(VND, %WoW, VND bn)

Ticker	Last Trading Date	Price	% Chg	Trading value
CFPT2207	12/12/2022	2,540	(5.9)	2.28
CMBB2208	26/12/2022	640	(7.2)	2.05
CTPB2205	12/12/2022	620	26.5	1.88
CFPT2206	12/12/2022	990	(10.0)	1.46
CHPG2216	26/12/2022	1,690	(13.3)	1.27
CHPG2215	28/03/2023	430	(10.4)	1.14
CMWG2208	26/12/2022	1,310	(15.5)	0.99
CSTB2218	31/03/2023	640	(3.0)	0.92
CSTB2215	28/03/2023	720	0.0	0.87
CVNM2204	07/10/2022	340	(42.4)	0.72

Source: FiinPro, KIS

Figure 4. Foreign trading by underlying asset

Source: FiinPro, KIS

Table 4. Top 10 foreign net sells

(VND, %WoW, VND bn)

Ticker	Last Trading Date	Price	% Chg	Buy	Sell	Net
CKDH2212	10/03/2023	200	(16.7)	135	507	(372)
CVHM2210	03/01/2023	50	(54.5)	14	171	(157)
CHPG2215	28/03/2023	430	(10.4)	559	682	(122)
CVRE2211	28/03/2023	590	5.4	237	311	(74)
CPOW2209	10/04/2023	460	(4.2)	125	178	(53)
CSTB2216	09/12/2022	330	13.8	10	57	(46)
CVHM2211	28/03/2023	300	(36.2)	16	60	(44)
CVNM2207	28/03/2023	1,050	(11.8)	1	37	(36)
CVHM2213	10/03/2023	240	(41.5)	216	249	(34)
CVHM2209	27/12/2022	70	-	0	21	(21)

Source: FiinPro, KIS
Data as of 26-30 Sep 2022

Table 5. Covered warrant statistic by VN30 constituent

(VND bn, %, Shares)

Underlying asset	Name	Industry	Market Cap	Foreign ownership	CW number	CW market cap	CW trading value	CW trading volume
ACB	Ngân hàng Á Châu	Financials	72,953	30.0	5	28	0.3	1,263,300
BID	BIDV	Financials	159,596	16.9	-	-	-	-
BVH	Tập đoàn Bảo Việt	Financials	36,968	26.4	-	-	-	-
CTG	VietinBank	Financials	103,804	26.8	-	-	-	-
FPT	FPT Corp	Information Technology	84,471	49.0	8	70	4.8	3,617,500
GAS	PV Gas	Utilities	204,793	3.0	-	-	-	-
GVR	Tập đoàn CN Cao su VN	Materials	77,800	0.5	-	-	-	-
HDB	HDBank	Financials	46,281	18.0	6	4	0.0	128,000
HPG	Hòa Phát	Materials	114,842	21.1	17	104	4.8	12,773,200
KDH	Nhà Khang Điền	Real Estate	18,709	29.6	8	7	1.7	8,636,700
MBB	MBBank	Financials	84,786	23.2	7	34	2.5	3,988,600
MSN	Tập đoàn Masan	Consumer Staples	133,830	28.9	12	19	0.6	1,494,000
MWG	Thế giới di động	Consumer Discretionary	87,228	49.0	11	31	2.9	6,960,300
NVL	Đầu tư Địa ốc No Va (Novaland)	Real Estate	159,886	5.5	7	14	0.1	754,700
PDR	BDS Phát Đạt	Real Estate	34,254	2.6	3	3	0.3	755,300
PLX	Petrolimex	Energy	41,104	17.1	-	-	-	-
POW	Điện lực Dầu khí Việt Nam	Utilities	26,932	2.7	8	12	2.0	4,097,700
SAB	SABECO	Consumer Staples	116,841	62.8	-	-	-	-
SSI	Chứng khoán SSI	Financials	27,475	34.7	-	-	-	-
STB	Sacombank	Financials	36,196	21.8	14	47	6.2	18,543,000
TCB	Techcombank	Financials	106,396	22.5	10	50	0.7	1,204,200
TPB	Ngân hàng Tiên Phong	Financials	37,725	30.0	4	20	2.4	5,093,200
VCB	Vietcombank	Financials	334,116	23.5	-	-	-	-
VHM	Vinhomes	Real Estate	219,460	23.1	10	33	1.3	5,806,800
VIB	VIBBank	Financials	44,577	20.5	-	-	-	-
VIC	VinGroup	Real Estate	211,673	12.1	2	0	-	320,100
VJC	Vietjet Air	Industrials	59,577	16.2	4	6	0.7	2,119,700
VNM	VINAMILK	Consumer Staples	148,387	55.0	8	17	1.0	3,714,800
VPB	VPBank	Financials	114,125	17.6	9	45	2.2	5,043,400
VRE	Vincom Retail	Real Estate	59,308	31.4	13	77	2.9	4,475,700

Source: Bloomberg, Fiinpro, KIS

CW: Covered warrant

Table 6. Trading Covered warrant on HSX

(VND, %)

No	CW Code	Covered Warrant			Underlying asset				% Premium	Time to maturity	Last Trading Date
		Executive ratio	Issue price	Closing price	Underlying	Exercise price	Breakeven price	Closing price			
1	CHPG2201	7.56450 : 1	1,300	20	HPG	37,570	37,721	21,200	(43.4)	11	19/10/2022
2	CHPG2210	6.05160 : 1	1,100	10	HPG	36,141	36,202	21,200	(41.0)	10	18/10/2022
3	CKDH2207	3.63450 : 1	1,700	10	KDH	45,431	45,467	28,050	(37.6)	23	04/11/2022
4	CSTB2209	3.00000 : 1	2,400	30	STB	32,000	32,090	20,600	(37.5)	9	17/10/2022
5	CHPG2211	3.02580 : 1	2,400	20	HPG	33,662	33,723	21,200	(36.7)	9	17/10/2022
6	CVHM2210	16.00000 : 1	1,000	40	VHM	79,999	80,639	50,700	(36.2)	63	30/12/2022
7	CVIC2205	16.00000 : 1	1,100	10	VIC	86,666	86,826	55,000	(34.7)	10	18/10/2022
8	CVIC2203	10.00000 : 1	1,200	20	VIC	86,000	86,200	55,000	(34.2)	1	05/10/2022
9	CKDH2212	8.00000 : 1	1,000	120	KDH	41,999	42,959	28,050	(33.9)	111	08/03/2023
10	CSTB2208	5.00000 : 1	1,100	10	STB	30,111	30,161	20,600	(33.5)	10	18/10/2022
11	CVPB2212	2.66420 : 1	1,700	670	VPB	24,644	26,429	18,000	(32.1)	235	29/08/2023
12	CMBB2211	4.00000 : 1	1,200	510	MBB	27,000	29,040	20,000	(32.1)	235	29/08/2023
13	CPOW2202	5.00000 : 1	1,000	50	POW	17,999	18,249	12,350	(31.8)	28	11/11/2022
14	CTCB2212	4.00000 : 1	2,100	890	TCB	44,000	47,560	32,500	(31.7)	235	29/08/2023
15	CKDH2211	2.00000 : 1	3,100	190	KDH	40,888	41,268	28,050	(31.2)	46	07/12/2022
16	CSTB2218	2.00000 : 1	2,100	450	STB	28,000	28,900	20,600	(30.6)	126	29/03/2023
17	CTCB2205	5.00000 : 1	2,300	10	TCB	46,500	46,550	32,500	(30.2)	9	17/10/2022
18	CPOW2209	4.00000 : 1	1,000	350	POW	16,333	17,733	12,350	(29.8)	133	07/04/2023
19	CSTB2210	2.00000 : 1	2,000	30	STB	28,500	28,560	20,600	(29.8)	23	04/11/2022
20	CHPG2208	3.78230 : 1	2,500	20	HPG	30,258	30,334	21,200	(29.6)	1	05/10/2022
21	CKDH2213	2.00000 : 1	2,700	130	KDH	40,000	40,260	28,050	(29.5)	63	30/12/2022
22	CSTB2216	2.00000 : 1	1,700	230	STB	27,979	28,439	20,600	(29.5)	46	07/12/2022
23	CVPB2206	1.33210 : 1	3,000	20	VPB	25,310	25,337	18,000	(29.1)	23	04/11/2022
24	CMWG2206	4.97110 : 1	2,590	420	MWG	88,060	90,148	64,000	(29.1)	67	05/01/2023
25	CKDH2210	4.00000 : 1	3,000	160	KDH	39,000	39,640	28,050	(28.4)	58	23/12/2022
26	CHPG2219	5.00000 : 1	1,000	580	HPG	26,888	29,788	21,200	(28.3)	111	08/03/2023
27	CHPG2214	7.56450 : 1	1,000	130	HPG	28,744	29,727	21,200	(28.1)	63	30/12/2022
28	CTCB2204	5.00000 : 1	2,400	30	TCB	45,000	45,150	32,500	(28.0)	1	05/10/2022
29	CVHM2207	7.77300 : 1	2,000	20	VHM	70,929	71,084	50,700	(27.6)	9	17/10/2022
30	CVHM2209	15.54610 : 1	1,000	60	VHM	69,979	70,912	50,700	(27.5)	58	23/12/2022
31	CKDH2209	7.26900 : 1	1,200	330	KDH	36,344	38,743	28,050	(26.7)	123	24/03/2023
32	CPNJ2204	10.00000 : 1	2,090	420	PNJ	143,000	147,200	107,000	(26.7)	67	05/01/2023
33	CMBB2205	1.66670 : 1	3,000	50	MBB	26,667	26,750	20,000	(26.2)	18	28/10/2022
34	CPOW2208	4.00000 : 1	1,000	410	POW	15,222	16,862	12,350	(26.2)	111	08/03/2023
35	CVPB2211	1.33210 : 1	2,450	760	VPB	23,312	24,324	18,000	(26.2)	126	29/03/2023
36	CTCB2211	4.00000 : 1	1,650	500	TCB	42,000	44,000	32,500	(26.1)	126	29/03/2023
37	CMBB2210	2.00000 : 1	2,000	560	MBB	25,500	26,620	20,000	(25.9)	126	29/03/2023
38	CVHM2216	8.00000 : 1	1,900	900	VHM	62,000	69,200	50,700	(25.7)	235	29/08/2023
39	CTCB2207	3.00000 : 1	1,000	220	TCB	43,000	43,660	32,500	(25.6)	71	11/01/2023
40	CVHM2208	8.00000 : 1	1,200	10	VHM	69,000	69,080	50,700	(25.5)	23	04/11/2022
41	CVHM2211	16.00000 : 1	1,000	250	VHM	64,999	68,999	50,700	(25.4)	123	24/03/2023
42	CTCB2206	4.00000 : 1	1,700	10	TCB	43,500	43,540	32,500	(25.4)	23	04/11/2022
43	CMSN2206	19.85390 : 1	1,000	110	MSN	132,359	134,543	99,000	(25.3)	63	30/12/2022
44	CHDB2210	3.99790 : 1	1,000	560	HDB	23,098	25,337	19,150	(24.9)	111	08/03/2023
45	CVPB2204	10.65690 : 1	1,000	310	VPB	20,573	23,877	18,000	(24.8)	28	11/11/2022
46	CHPG2212	7.56450 : 1	1,000	70	HPG	27,829	28,359	21,200	(24.7)	58	23/12/2022
47	CVRE2216	4.00000 : 1	1,650	1,190	VRE	31,000	35,760	28,000	(24.6)	235	29/08/2023

48	CVRE2206	5.00000	: 1	1,100	20	VRE	35,555	35,655	28,000	(24.4)	10	18/10/2022
49	CSTB2217	2.00000	: 1	2,000	240	STB	26,000	26,480	20,600	(24.2)	63	30/12/2022
50	CVHM2212	5.00000	: 1	3,000	570	VHM	65,000	67,850	50,700	(24.2)	48	09/12/2022
51	CFPT2210	10.00000	: 1	2,350	1,350	FPT	90,000	103,500	80,500	(24.1)	235	29/08/2023
52	CHDB2206	6.39660	: 1	1,000	160	HDB	23,986	25,009	19,150	(23.9)	63	30/12/2022
53	CMBB2204	1.66670	: 1	2,200	30	MBB	25,833	25,883	20,000	(23.8)	23	04/11/2022
54	CVRE2213	5.00000	: 1	1,100	650	VRE	31,999	35,249	28,000	(23.5)	111	08/03/2023
55	CMSN2207	9.92690	: 1	1,940	330	MSN	128,058	131,334	99,000	(23.4)	67	05/01/2023
56	CVJC2204	20.00000	: 1	1,500	480	VJC	133,979	143,579	110,900	(23.2)	123	24/03/2023
57	CSTB2212	2.00000	: 1	3,000	50	STB	26,000	26,100	20,600	(23.1)	18	28/10/2022
58	CVHM2213	16.00000	: 1	1,000	180	VHM	63,979	66,859	50,700	(23.1)	111	08/03/2023
59	CKDH2208	4.54310	: 1	2,400	170	KDH	35,891	36,663	28,050	(22.6)	44	05/12/2022
60	CPOW2204	5.00000	: 1	1,000	410	POW	13,979	16,029	12,350	(22.4)	123	24/03/2023
61	CVJC2206	20.00000	: 1	1,300	450	VJC	132,999	141,999	110,900	(22.3)	111	08/03/2023
62	CMSN2212	20.00000	: 1	1,100	810	MSN	112,233	128,433	99,000	(21.7)	111	08/03/2023
63	CSTB2213	8.00000	: 1	1,000	140	STB	24,444	25,564	20,600	(21.5)	63	30/12/2022
64	CSTB2220	2.00000	: 1	2,100	510	STB	24,500	25,520	20,600	(21.4)	105	28/02/2023
65	CVPB2210	1.33210	: 1	2,000	380	VPB	22,313	22,819	18,000	(21.3)	63	30/12/2022
66	CMBB2209	2.00000	: 1	1,550	270	MBB	24,500	25,040	20,000	(21.2)	63	30/12/2022
67	CTCB2208	2.00000	: 1	4,000	620	TCB	40,000	41,240	32,500	(21.2)	58	23/12/2022
68	CACB2207	4.00000	: 1	1,100	600	ACB	25,500	27,900	22,200	(21.0)	126	29/03/2023
69	CMSN2202	8.27580	: 1	2,220	20	MSN	126,620	126,786	99,000	(20.7)	1	05/10/2022
70	CTCB2210	2.00000	: 1	2,700	460	TCB	40,000	40,920	32,500	(20.6)	63	30/12/2022
71	CACB2204	1.60130	: 1	2,500	1,070	ACB	26,021	27,734	22,200	(20.5)	23	04/11/2022
72	CVPB2207	1.33210	: 1	1,200	450	VPB	21,980	22,579	18,000	(20.5)	71	11/01/2023
73	CMWG2212	10.00000	: 1	1,650	490	MWG	75,000	79,900	64,000	(20.0)	126	29/03/2023
74	CSTB2215	5.00000	: 1	1,100	560	STB	22,222	25,022	20,600	(19.8)	123	24/03/2023
75	CTCB2213	4.00000	: 1	1,700	630	TCB	38,000	40,520	32,500	(19.8)	105	28/02/2023
76	CHPG2213	2.26940	: 1	4,000	60	HPG	26,476	26,612	21,200	(19.7)	18	28/10/2022
77	CHPG2221	4.00000	: 1	1,000	400	HPG	25,000	26,600	21,200	(19.7)	126	29/03/2023
78	CVNM2209	16.00000	: 1	1,000	800	VNM	76,888	89,688	72,300	(19.7)	111	08/03/2023
79	CPOW2206	2.00000	: 1	1,500	450	POW	14,567	15,467	12,350	(19.6)	46	07/12/2022
80	CVHM2215	6.00000	: 1	2,100	650	VHM	60,000	63,900	50,700	(19.5)	126	29/03/2023
81	CFPT2209	10.00000	: 1	1,850	960	FPT	88,000	97,600	80,500	(19.5)	126	29/03/2023
82	CVRE2207	8.00000	: 1	1,000	10	VRE	33,333	33,413	28,000	(19.3)	10	18/10/2022
83	CSTB2211	8.00000	: 1	1,000	190	STB	23,333	24,853	20,600	(19.3)	58	23/12/2022
84	CHPG2217	2.00000	: 1	3,000	730	HPG	25,000	26,460	21,200	(19.3)	58	23/12/2022
85	CVJC2205	16.00000	: 1	1,300	400	VJC	129,999	136,399	110,900	(19.1)	46	07/12/2022
86	CSTB2214	2.00000	: 1	1,630	900	STB	23,000	24,800	20,600	(19.1)	67	05/01/2023
87	CVRE2215	2.00000	: 1	2,600	1,610	VRE	30,000	33,220	28,000	(18.8)	126	29/03/2023
88	CVJC2203	20.00000	: 1	1,400	240	VJC	131,131	135,931	110,900	(18.8)	58	23/12/2022
89	CMBB2207	8.33330	: 1	1,000	570	MBB	19,547	24,297	20,000	(18.8)	63	30/12/2022
90	CHDB2208	3.99790	: 1	1,100	1,040	HDB	19,189	23,347	19,150	(18.5)	123	24/03/2023
91	CHPG2215	10.00000	: 1	1,000	320	HPG	22,999	26,199	21,200	(18.5)	123	24/03/2023
92	CVRE2204	5.00000	: 1	1,000	10	VRE	33,000	33,050	28,000	(18.4)	1	05/10/2022
93	CVRE2211	8.00000	: 1	1,000	490	VRE	28,888	32,808	28,000	(17.8)	123	24/03/2023
94	CACB2206	2.00000	: 1	1,600	660	ACB	25,500	26,820	22,200	(17.8)	63	30/12/2022
95	CMWG2205	4.97110	: 1	2,200	90	MWG	77,300	77,747	64,000	(17.8)	23	04/11/2022
96	CPDR2204	16.00000	: 1	1,000	220	PDR	57,979	61,499	51,100	(17.7)	63	30/12/2022
97	CVPB2213	1.33210	: 1	2,900	1,080	VPB	20,315	21,754	18,000	(17.5)	105	28/02/2023
98	CMWG2211	10.00000	: 1	1,150	240	MWG	75,000	77,400	64,000	(17.4)	63	30/12/2022

99	CPNJ2205	6.00000	: 1	1,100	250	PNJ	129,000	130,500	107,000	(17.3)	71	11/01/2023
100	CFPT2206	4.94250	: 1	1,000	790	FPT	90,943	94,848	80,500	(17.1)	48	09/12/2022
101	CVRE2208	2.00000	: 1	2,300	250	VRE	32,000	32,500	28,000	(17.0)	23	04/11/2022
102	CVRE2209	8.00000	: 1	1,000	200	VRE	30,888	32,488	28,000	(17.0)	58	23/12/2022
103	CHPG2218	4.00000	: 1	1,100	210	HPG	24,888	25,728	21,200	(17.0)	46	07/12/2022
104	CVHM2214	4.00000	: 1	2,400	480	VHM	60,000	61,920	50,700	(16.9)	63	30/12/2022
105	CMSN2209	19.85390	: 1	1,400	480	MSN	111,413	120,943	99,000	(16.9)	123	24/03/2023
106	CMSN2205	19.85390	: 1	1,200	390	MSN	113,146	120,889	99,000	(16.8)	58	23/12/2022
107	CPOW2207	4.00000	: 1	1,000	210	POW	14,111	14,951	12,350	(16.8)	48	09/12/2022
108	CPDR2205	16.00000	: 1	1,000	490	PDR	52,999	60,839	51,100	(16.8)	123	24/03/2023
109	CACB2203	2.40190	: 1	2,500	20	ACB	26,421	26,469	22,200	(16.7)	9	17/10/2022
110	CVNM2208	10.00000	: 1	1,100	1,040	VNM	75,999	86,399	72,300	(16.6)	46	07/12/2022
111	CNVL2210	16.00000	: 1	1,100	730	NVL	88,888	100,568	84,900	(16.4)	111	08/03/2023
112	CFPT2205	5.93100	: 1	1,000	350	FPT	91,931	94,007	80,500	(16.4)	71	11/01/2023
113	CHDB2209	3.19830	: 1	1,100	390	HDB	21,483	22,730	19,150	(16.3)	46	07/12/2022
114	CFPT2211	10.00000	: 1	1,500	840	FPT	85,000	93,400	80,500	(15.8)	105	28/02/2023
115	CMSN2210	8.00000	: 1	1,000	420	MSN	116,000	119,360	99,000	(15.8)	71	11/01/2023
116	CTPB2206	2.00000	: 1	2,350	610	TPB	28,000	29,220	25,000	(15.7)	63	30/12/2022
117	CMWG2207	5.96520	: 1	3,090	170	MWG	74,565	75,579	64,000	(15.4)	23	04/11/2022
118	CVPB2209	10.65690	: 1	1,000	310	VPB	17,903	21,207	18,000	(15.3)	46	07/12/2022
119	CMSN2213	10.00000	: 1	2,100	850	MSN	110,000	118,500	99,000	(15.1)	105	28/02/2023
120	CMBB2208	1.66670	: 1	3,000	410	MBB	22,500	23,183	20,000	(14.9)	58	23/12/2022
121	CTPB2205	2.00000	: 1	4,000	390	TPB	28,000	28,780	25,000	(14.5)	48	09/12/2022
122	CHPG2220	2.00000	: 1	1,500	480	HPG	24,000	24,960	21,200	(14.4)	63	30/12/2022
123	CTCB2209	3.00000	: 1	3,000	1,310	TCB	34,000	37,930	32,500	(14.3)	58	23/12/2022
124	CMWG2210	20.00000	: 1	1,000	770	MWG	58,999	74,399	64,000	(14.1)	111	08/03/2023
125	CHPG2223	2.00000	: 1	2,300	1,170	HPG	22,500	24,840	21,200	(14.0)	105	28/02/2023
126	CMSN2204	9.92690	: 1	1,900	100	MSN	115,649	116,642	99,000	(13.8)	23	04/11/2022
127	CVRE2214	2.00000	: 1	2,050	1,110	VRE	29,000	31,220	28,000	(13.6)	63	30/12/2022
128	CACB2205	2.00000	: 1	3,000	760	ACB	24,000	25,520	22,200	(13.6)	48	09/12/2022
129	CPOW2205	1.00000	: 1	1,000	500	POW	13,900	14,400	12,350	(13.6)	71	11/01/2023
130	CVNM2207	15.47470	: 1	1,100	950	VNM	68,668	83,369	72,300	(13.6)	123	24/03/2023
131	CVNM2210	5.00000	: 1	2,700	2,060	VNM	73,000	83,300	72,300	(13.5)	105	28/02/2023
132	CFPT2208	4.00000	: 1	3,950	1,460	FPT	85,000	90,840	80,500	(13.5)	63	30/12/2022
133	CNVL2208	16.00000	: 1	1,200	1,070	NVL	79,999	97,119	84,900	(13.4)	123	24/03/2023
134	CVRE2217	2.00000	: 1	2,500	1,800	VRE	27,500	31,100	28,000	(13.3)	105	28/02/2023
135	CMSN2211	10.00000	: 1	1,900	590	MSN	109,999	115,899	99,000	(13.2)	46	07/12/2022
136	CNVL2209	10.00000	: 1	1,300	970	NVL	86,868	96,568	84,900	(12.9)	46	07/12/2022
137	CHDB2205	3.99790	: 1	1,000	40	HDB	21,677	21,837	19,150	(12.9)	10	18/10/2022
138	CVRE2210	4.00000	: 1	2,300	520	VRE	28,800	30,880	28,000	(12.7)	44	05/12/2022
139	CTPB2204	10.00000	: 1	1,000	430	TPB	23,888	28,188	25,000	(12.7)	123	24/03/2023
140	CVRE2212	2.00000	: 1	1,000	420	VRE	30,000	30,840	28,000	(12.6)	71	11/01/2023
141	CFPT2204	8.15960	: 1	2,900	400	FPT	86,492	89,756	80,500	(12.4)	44	05/12/2022
142	CVPB2208	1.99820	: 1	3,000	910	VPB	18,650	20,468	18,000	(12.3)	48	09/12/2022
143	CNVL2207	10.00000	: 1	1,270	1,170	NVL	84,000	95,700	84,900	(12.1)	67	05/01/2023
144	CMWG2204	4.97110	: 1	3,000	20	MWG	72,080	72,179	64,000	(11.4)	1	05/10/2022
145	CNVL2206	16.00000	: 1	1,000	660	NVL	83,999	94,559	84,900	(11.1)	63	30/12/2022
146	CNVL2201	20.00000	: 1	1,100	20	NVL	93,979	94,379	84,900	(10.9)	0	03/10/2022
147	CNVL2205	16.00000	: 1	1,100	780	NVL	81,888	94,368	84,900	(10.9)	58	23/12/2022
148	CHDB2207	2.39870	: 1	2,500	730	HDB	19,590	21,341	19,150	(10.8)	44	05/12/2022
149	CMWG2208	8.00000	: 1	3,000	1,010	MWG	63,000	71,080	64,000	(10.0)	58	23/12/2022

Weekly covered warrant

150	CVNM2206	8.70450	: 1	1,950	280	VNM	77,373	79,810	72,300	(9.7)	9	17/10/2022
151	CVNM2205	15.47470	: 1	1,000	140	VNM	77,372	79,538	72,300	(9.4)	10	18/10/2022
152	CFPT2207	5.93100	: 1	3,000	2,130	FPT	74,138	86,771	80,500	(9.4)	48	09/12/2022
153	CMWG2209	20.00000	: 1	1,000	650	MWG	56,999	69,999	64,000	(8.7)	48	09/12/2022
154	CPNJ2203	24.87070	: 1	1,300	300	PNJ	109,430	116,891	107,000	(7.7)	63	30/12/2022
155	CHPG2216	3.00000	: 1	3,000	1,310	HPG	19,000	22,930	21,200	(6.8)	58	23/12/2022
156	CMSN2208	14.89040	: 1	2,400	80	MSN	104,233	105,424	99,000	(4.6)	1	05/10/2022
157	CVNM2204	9.67170	: 1	1,500	230	VNM	70,603	72,827	72,300	(1.1)	1	05/10/2022
158	CTPB2203	10.00000	: 1	1,000	180	TPB	22,999	24,799	25,000	(0.7)	16	26/10/2022

Source: Bloomberg, Fiiipro, KIS

CW: Covered warrant, Sort by % Premium

Global Disclaimer

■ General

This research report and marketing materials for Vietnamese securities are originally prepared and issued by the Research Center of KIS Vietnam Securities Corp., an organization licensed with the State Securities Commission of Vietnam. The analyst(s) who participated in preparing and issuing this research report and marketing materials is/are licensed and regulated by the State Securities Commission of Vietnam in Vietnam only. This report and marketing materials are copyrighted and may not be copied, redistributed, forwarded or altered in any way without the consent of KIS Vietnam Securities Corp..

This research report and marketing materials are for information purposes only. They are not and should not be construed as an offer or solicitation of an offer to purchase or sell any securities or other financial instruments or to participate in any trading strategy. This research report and marketing materials do not provide individually tailored investment advice. This research report and marketing materials do not take into account individual investor circumstances, objectives or needs, and are not intended as recommendations of particular securities, financial instruments or strategies to any particular investor. The securities and other financial instruments discussed in this research report and marketing materials may not be suitable for all investors. The recipient of this research report and marketing materials must make their own independent decisions regarding any securities or financial instruments mentioned herein and investors should seek the advice of a financial adviser. KIS Vietnam Securities Corp. does not undertake that investors will obtain any profits, nor will it share with investors any investment profits. KIS Vietnam Securities Corp., its affiliates, or their affiliates and directors, officers, employees or agents of each of them disclaim any and all responsibility or liability whatsoever for any loss (director consequential) or damage arising out of the use of all or any part of this report or its contents or otherwise arising in connection therewith. Information and opinions contained herein are subject to change without notice and may differ or be contrary to opinions expressed by other business areas or KIS Vietnam Securities Corp. The final investment decision is based on the client's judgment, and this research report and marketing materials cannot be used as evidence in any legal dispute related to investment decisions.

■ Country-specific disclaimer

United States: This report is distributed in the U.S. by Korea Investment & Securities America, Inc., a member of FINRA/SIPC, and is only intended for major U.S. institutional investors as defined in Rule 15a-6(a)(2) under the U.S. Securities Exchange Act of 1934. All U.S. persons that receive this document by their acceptance thereof represent and warrant that they are a major U.S. institutional investor and have not received this report under any express or implied understanding that they will direct commission income to Korea Investment & Securities, Co., Ltd. or its affiliates. Pursuant to Rule 15a-6(a)(3), any U.S. recipient of this document wishing to effect a transaction in any securities discussed herein should contact and place orders with Korea Investment & Securities America, Inc., which accepts responsibility for the contents of this report in the U.S. The securities described in this report may not have been registered under the U.S. Securities Act of 1933, as amended, and, in such case, may not be offered or sold in the U.S. or to U.S. person absent registration or an applicable exemption from the registration requirement.

United Kingdom: This report is not an invitation nor is it intended to be an inducement to engage in investment activity for the purpose of section 21 of the Financial Services and Markets Act 2000 of the United Kingdom ("FSMA"). To the extent that this report does constitute such an invitation or inducement, it is directed only at (i) persons who are investment professionals within the meaning of Article 19(5) of the Financial Services and Markets Act 2000 (Financial Promotion) Order 2005 (as amended) of the United Kingdom (the "Financial Promotion Order"); (ii) persons who fall within Articles 49(2)(a) to (d) ("high net worth companies, unincorporated associations etc.") of the Financial Promotion Order; and (iii) any other persons to whom this report can, for the purposes of section 21 of FSMA, otherwise lawfully be made (all such persons together being referred to as "relevant persons"). Any investment or investment activity to which this report relates is available only to relevant persons and will be engaged in only with relevant persons. Persons who are not relevant persons must not act or rely on this report.

Hong Kong: This research report and marketing materials may be distributed in Hong Kong to institutional clients by Korea Investment & Securities Asia Limited (KISA), a Hong Kong representative subsidiary of Korea Investment & Securities Co., Ltd., and may not otherwise be distributed to any other party. KISA provides equity sales service to institutional clients in Hong Kong for Korean securities under its sole discretion, and is thus solely responsible for provision of the aforementioned equity selling activities in Hong Kong. All requests by and correspondence with Hong Kong investors involving securities discussed in this report and marketing materials must be effected through KISA, which is registered with The Securities & Futures Commission (SFC) of Hong Kong. Korea Investment & Securities Co., Ltd. is not a registered financial institution under Hong Kong's SFC.

Singapore: This report is provided pursuant to the financial advisory licensing exemption under Regulation 27(1)(e) of the Financial Advisers Regulation of Singapore and accordingly may only be provided to persons in Singapore who are "institutional investors" as defined in Section 4A of the Securities and Futures Act, Chapter 289 of Singapore. This report is intended only for the person to whom Korea Investment & Securities Co., Ltd. has provided this report and such person may not send, forward or transmit in any way this report or any copy of this report to any other person. Please contact Korea Investment & Securities Singapore Pte Ltd in respect of any matters arising from, or in connection with, the analysis or report (Contact Number: 65 6501 5600).

Copyright © 2022 KIS Vietnam Securities Corp. All rights reserved. No part of this report may be reproduced or distributed in any manner without permission of KIS Vietnam Securities Corp.