

Trading activity keeps decreasing

Market overview

Last week, trading value kept decreasing across the covered warrant market, mainly impacting by the stock market correction. Particularly, trading value was fell to VND62bn, approximately 130mn shares. With trading value by underlying asset, covered warrants which have HPG as the underlying asset attracted the most of trading interest, followed by MBB and STB. By tickers, CMBB2208 (-15.2%) attracted the most trading interest, followed by CTPB2205 (-17.3%) and CFPT2207 (-3.3%).

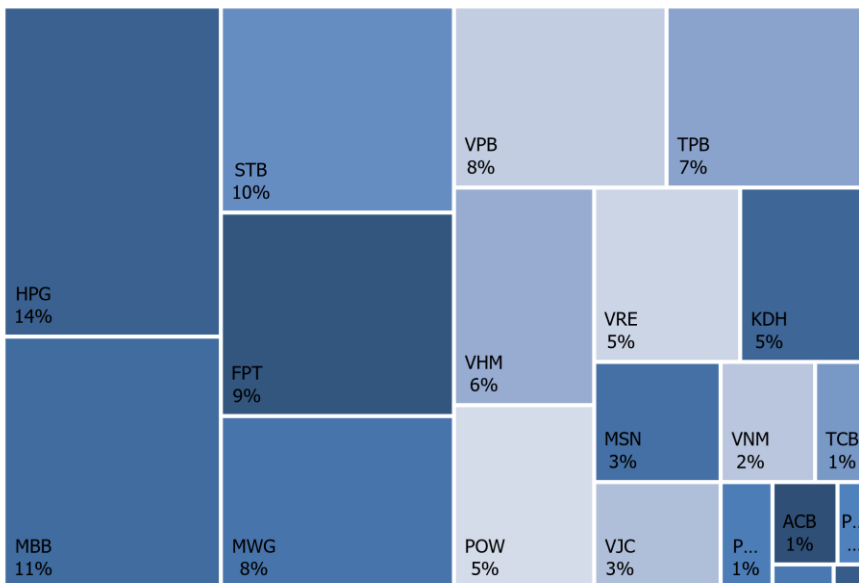
Foreign trading activity

Similar to domestic trading activity, foreign trading activity also dropped. Although selling pressure kept overwhelming demand, net sell value dropped, recording at VND0.6bn. By underlying asset, covered warrants which have VRE as the underlying asset absorbed the highest trading value from foreigners, accounting for 15% of foreign trading value, followed by STB and MSN.

By tickers, CHPG2205, CHPG2202, and CVPB2209 (-17.9%) attracted most of foreign demand whilst large sell orders were placed on CSTB2215 (-4.5%), CPOW2204 (-3.3%), and CMWG2210 (-7.3%).

Note: The covered warrant market is commonly used for short-term trading which means volatility level is extremely high. Notably, covered warrant has the positive correlation with its underlying, the short-term fluctuation in the underlying price could lead to the big move in covered warrant.

Figure 1. CW trading value by underlying asset



Source: FiinPro, KIS

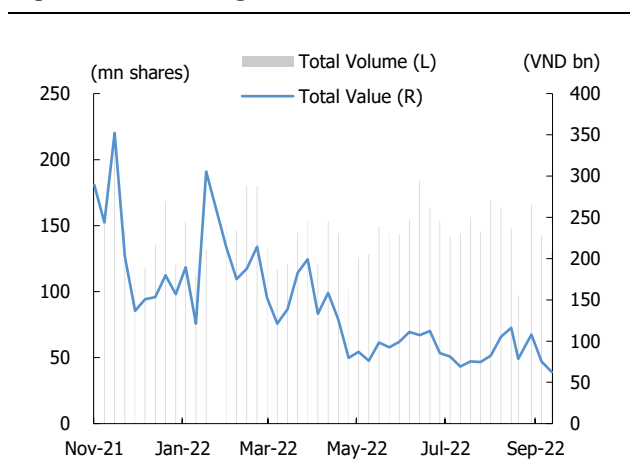
Table 1. Market overview

Number of CW	154
Trading volume (share mn)	130
Trading value (VND bn)	63
Increasing CW	8
Decreasing CW	89
Unchanged CW	10

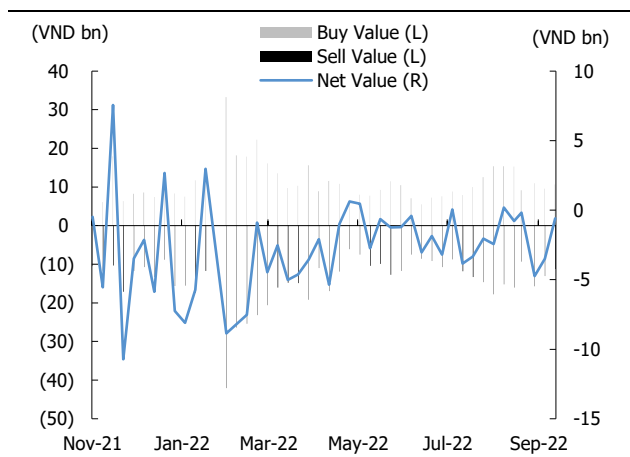
Source: Fiinpro, KIS

Dang Le

dang.lh@kisvn.vn

Figure 2. CW trading value and volume

Source: FiinPro, KIS

Figure 3. Weekly net foreign buy/sell

Source: FiinPro, KIS

Table 3. Top 10 foreign net buys

(VND, %WoW, VND bn)

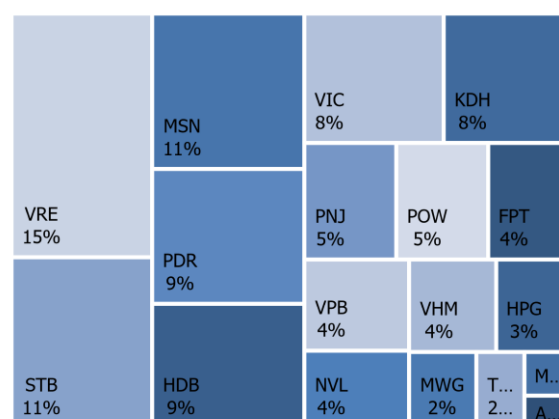
Ticker	Last Trading Date	Price	% Chg	Buy	Sell	Net
CHPG2215	28/03/2023	530	-	796	152	644
CHPG2212	27/12/2022	200	-	409	269	140
CVPB2209	09/12/2022	460	(17.9)	757	622	135
CVHM2210	03/01/2023	120	(29.4)	352	266	86
CPDR2204	03/01/2023	270	(10.0)	87	8	79
CMSN2206	03/01/2023	340	(15.0)	369	293	76
CKDH2209	28/03/2023	630	-	93	25	67
CVRE2211	28/03/2023	630	(8.7)	519	467	53
CHPG2202	21/09/2022	-	-	47	1	46
CHDB2208	08/03/2023	1,120	-	38	11	26

Source: FiinPro, KIS
Data as of 19-23 Sep 2022**Table 2. Top 10 trading value**

(VND, %WoW, VND, VND bn)

Ticker	Last Trading Date	Price	% Chg	Trading value
CMBB2208	26/12/2022	950	(15.2)	4.14
CTPB2205	12/12/2022	670	(17.3)	2.66
CFPT2207	12/12/2022	2,900	(3.3)	2.54
CHPG2216	26/12/2022	2,120	0.5	2.31
CKDH2210	26/12/2022	510	(32.9)	1.44
CSTB2211	27/12/2022	320	3.2	1.41
CMWG2205	07/11/2022	470	(16.1)	1.34
CHPG2215	28/03/2023	530	0.0	1.32
CSTB2215	28/03/2023	840	(4.5)	1.13
CPOW2204	28/03/2023	580	(3.3)	1.12

Source: FiinPro, KIS

Figure 4. Foreign trading by underlying asset

Source: FiinPro, KIS

Table 4. Top 10 foreign net sells

(VND, %WoW, VND bn)

Ticker	Last Trading Date	Price	% Chg	Buy	Sell	Net
CSTB2215	28/03/2023	840	(4.5)	422	1,083	(661)
CPOW2204	28/03/2023	580	(3.3)	556	1,154	(598)
CMWG2210	10/03/2023	890	(7.3)	38	229	(192)
CMSN2209	28/03/2023	970	(14.2)	42	224	(182)
CHPG2218	09/12/2022	510	(15.0)	225	359	(133)
CMWG2209	12/12/2022	810	(11.0)	196	313	(117)
CVNM2205	20/10/2022	310	(3.1)	28	129	(101)
CSTB2211	27/12/2022	320	3.2	1,036	1,132	(96)
CHPG2214	03/01/2023	240	14.3	46	139	(93)
CPNJ2202	03/10/2022	560	(3.4)	72	158	(86)

Source: FiinPro, KIS
Data as of 19-23 Sep 2022

Table 5. Covered warrant statistic by VN30 constituent

(VND bn, %, Shares)

Underlying asset	Name	Industry	Market Cap	Foreign ownership	CW number	CW market cap	CW trading value	CW trading volume
ACB	Asia Commercial Bank	Financials	74,979	30.0	5	35	0.5	771,800
BID	BIDV	Financials	168,955	16.9	-	-	-	-
BVH	Bao Viet Group	Financials	42,980	26.4	-	-	-	-
CTG	VietinBank	Financials	112,935	26.9	-	-	-	-
FPT	FPT Corp	Information Technology	89,408	49.0	7	78	4.1	2,010,300
GAS	PetroVietnam Gas	Utilities	217,425	3.0	-	-	-	-
GVR	Viet Nam Rubber Group	Materials	92,000	0.5	-	-	-	-
HDB	HDBank	Financials	47,186	18.0	8	14	0.1	358,500
HPG	Hoa Phat Group	Materials	130,251	21.0	16	113	6.2	10,570,600
KDH	Khang Dien House	Real Estate	21,218	30.9	9	14	2.0	5,908,500
MBB	MBBank	Financials	91,133	23.2	9	54	4.7	5,295,900
MSN	Masan Group	Consumer Staples	153,335	29.0	11	22	1.3	5,025,600
MWG	Mobile World Investment	Consumer Discretionary	99,532	49.0	10	52	3.5	5,225,700
NVL	Novaland	Real Estate	164,761	5.6	8	8	0.1	582,900
PDR	Phat Dat Real Estate	Real Estate	33,851	2.6	3	4	0.5	1,235,200
PLX	Petrolimex	Energy	45,868	17.1	-	-	-	-
POW	PV Power	Utilities	29,976	2.7	7	27	2.2	4,352,700
SAB	SABECO	Consumer Staples	118,637	62.8	-	-	-	-
SSI	SSI Securities Corp.	Financials	29,038	34.7	-	-	-	-
STB	Sacombank	Financials	38,647	21.7	13	39	4.2	11,481,800
TCB	Techcombank	Financials	116,948	22.5	9	54	0.6	1,533,100
TPB	Tien Phong Bank	Financials	39,386	30.0	5	11	3.2	4,808,700
VCB	Vietcombank	Financials	354,939	23.5	-	-	-	-
VHM	Vinhomes	Real Estate	243,409	23.1	12	64	2.6	6,089,600
VIB	VIBBank	Financials	47,528	20.5	-	-	-	-
VIC	VinGroup	Real Estate	236,464	12.1	3	0	0.0	1,121,800
VJC	Vietjet Air	Industrials	59,631	16.2	4	6	1.2	2,791,800
VNM	Vinamilk	Consumer Staples	154,657	55.1	7	16	1.0	1,673,900
VPB	VPBank	Financials	123,523	17.6	8	54	3.3	4,765,100
VRE	Vincom Retail	Real Estate	60,557	31.3	12	81	2.2	2,852,200

Source: Bloomberg, Fiinpro, KIS

CW: Covered warrant

Table 6. Trading Covered warrant on HSX

(VND, %)

No	CW Code	Covered Warrant			Underlying asset				% Premium	Time to maturity	Last Trading Date
		Executive ratio	Issue price	Closing price	Underlying	Exercise price	Breakeven price	Closing price			
1	CMBB2206	8.33330 : 1	1,000	190	MBB	18,518	20,101	21,000	3.2	3	30/09/2022
2	CVNM2204	9.67170 : 1	1,500	340	VNM	70,603	73,891	76,700	2.0	6	05/10/2022
3	CPNJ2202	24.87070 : 1	1,200	470	PNJ	99,482	111,171	113,900	1.5	3	30/09/2022
4	CTPB2203	10.00000 : 1	1,000	250	TPB	22,999	25,499	25,050	(1.6)	21	26/10/2022
5	CMSN2208	14.89040 : 1	2,400	460	MSN	104,233	111,083	108,600	(1.7)	6	05/10/2022
6	CMWG2209	20.00000 : 1	1,000	720	MWG	56,999	71,399	69,400	(3.5)	53	09/12/2022
7	CMWG2204	4.97110 : 1	3,000	70	MWG	72,080	72,428	69,400	(4.8)	6	05/10/2022
8	CVNM2205	15.47470 : 1	1,000	150	VNM	77,372	79,693	76,700	(5.4)	15	18/10/2022
9	CVNM2206	8.70450 : 1	1,950	400	VNM	77,737	81,219	76,700	(7.2)	14	17/10/2022
10	CPNJ2203	24.87070 : 1	1,300	560	PNJ	109,430	123,358	113,900	(8.6)	68	30/12/2022
11	CMWG2208	8.00000 : 1	3,000	1,580	MWG	63,000	75,640	69,400	(8.9)	63	23/12/2022
12	CFPT2207	5.93100 : 1	3,000	2,670	FPT	74,138	89,974	82,400	(9.0)	53	09/12/2022
13	CHPG2216	3.00000 : 1	3,000	1,980	HPG	19,000	24,940	22,700	(9.1)	63	23/12/2022
14	CMWG2210	20.00000 : 1	1,000	860	MWG	58,999	76,199	69,400	(9.6)	116	08/03/2023
15	CMSN2204	9.92690 : 1	1,900	550	MSN	115,649	121,109	108,600	(9.8)	28	04/11/2022
16	CNVL2201	20.00000 : 1	1,100	10	NVL	93,979	94,179	84,500	(10.2)	4	03/10/2022
17	CVRE2212	2.00000 : 1	1,000	540	VRE	30,000	31,080	28,500	(10.5)	76	11/01/2023
18	CVNM2207	15.47470 : 1	1,100	1,030	VNM	68,668	84,607	76,700	(10.9)	128	24/03/2023
19	CNVL2205	16.00000 : 1	1,100	820	NVL	81,888	95,008	84,500	(11.0)	63	23/12/2022
20	CFPT2204	8.15960 : 1	2,900	700	FPT	86,492	92,204	82,400	(11.2)	49	05/12/2022
21	CVRE2214	2.00000 : 1	2,050	1,160	VRE	29,000	31,320	28,500	(11.2)	68	30/12/2022
22	CMWG2207	5.96520 : 1	3,090	540	MWG	74,565	77,786	69,400	(11.4)	28	04/11/2022
23	CVRE2210	4.00000 : 1	2,300	660	VRE	28,800	31,440	28,500	(11.5)	49	05/12/2022
24	CVPB2208	3.00000 : 1	3,000	1,420	VPB	28,000	32,260	28,750	(11.6)	53	09/12/2022
25	CNVL2207	10.00000 : 1	1,270	1,170	NVL	84,000	95,700	84,500	(11.7)	72	05/01/2023
26	CMSN2210	8.00000 : 1	1,000	970	MSN	116,000	123,760	108,600	(11.8)	76	11/01/2023
27	CMSN2211	10.00000 : 1	1,900	1,420	MSN	109,999	124,199	108,600	(12.1)	51	07/12/2022
28	CNVL2206	16.00000 : 1	1,000	760	NVL	83,999	96,159	84,500	(12.1)	68	30/12/2022
29	CMBB2208	1.66670 : 1	3,000	700	MBB	22,500	23,667	21,000	(12.3)	63	23/12/2022
30	CFPT2208	4.00000 : 1	3,950	2,120	FPT	85,000	93,480	82,400	(12.4)	68	30/12/2022
31	CNVL2209	10.00000 : 1	1,300	970	NVL	86,868	96,568	84,500	(12.5)	51	07/12/2022
32	CMWG2205	4.97110 : 1	2,200	290	MWG	77,300	78,742	69,400	(12.5)	28	04/11/2022
33	CPOW2205	1.00000 : 1	1,000	1,240	POW	13,900	15,140	13,400	(12.5)	76	11/01/2023
34	CTPB2204	10.00000 : 1	1,000	480	TPB	23,888	28,688	25,050	(12.5)	128	24/03/2023
35	CVHM2214	4.00000 : 1	2,400	1,200	VHM	60,000	64,800	57,200	(12.6)	68	30/12/2022
36	CVNM2208	10.00000 : 1	1,100	1,040	VNM	75,999	86,399	76,700	(12.8)	51	07/12/2022
37	CHPG2220	2.00000 : 1	1,500	1,020	HPG	24,000	26,040	22,700	(12.9)	68	30/12/2022
38	CACB2205	2.00000 : 1	3,000	950	ACB	24,000	25,900	22,600	(13.1)	53	09/12/2022
39	CTPB2205	2.00000 : 1	4,000	500	TPB	28,000	29,000	25,050	(13.5)	53	09/12/2022
40	CMSN2205	19.85390 : 1	1,200	670	MSN	113,146	126,448	108,600	(13.6)	63	23/12/2022
41	CNVL2208	16.00000 : 1	1,200	1,120	NVL	79,999	97,919	84,500	(13.7)	128	24/03/2023
42	CMSN2202	8.27580 : 1	2,220	20	MSN	126,620	126,786	108,600	(13.9)	6	05/10/2022
43	CVPB2209	16.00000 : 1	1,000	390	VPB	26,879	33,119	28,750	(13.9)	51	07/12/2022
44	CMWG2211	10.00000 : 1	1,150	520	MWG	75,000	80,200	69,400	(14.1)	68	30/12/2022
45	CTCB2209	3.00000 : 1	3,000	1,920	TCB	34,000	39,760	34,200	(14.5)	63	23/12/2022
46	CVRE2208	2.00000 : 1	2,300	270	VRE	32,000	32,540	28,500	(14.5)	28	04/11/2022
47	CFPT2205	5.93100 : 1	1,000	700	FPT	91,931	96,083	82,400	(14.7)	76	11/01/2023

48	CPNJ2205	6.00000	: 1	1,100	560	PNJ	129,000	132,360	113,900	(14.8)	76	11/01/2023
49	CPOW2207	4.00000	: 1	1,000	360	POW	14,111	15,551	13,400	(14.8)	53	09/12/2022
50	CACB2204	1.60130	: 1	2,500	270	ACB	26,021	26,453	22,600	(14.9)	28	04/11/2022
51	CMBB2207	8.33330	: 1	1,000	580	MBB	19,547	24,380	21,000	(14.9)	68	30/12/2022
52	CHPG2218	4.00000	: 1	1,100	440	HPG	24,888	26,648	22,700	(14.9)	51	07/12/2022
53	CFPT2206	4.94250	: 1	1,000	1,130	FPT	90,943	96,528	82,400	(15.1)	53	09/12/2022
54	CSTB2214	2.00000	: 1	1,630	1,020	STB	23,000	25,040	21,450	(15.2)	72	05/01/2023
55	CACB2203	2.40190	: 1	2,500	60	ACB	26,421	26,565	22,600	(15.2)	14	17/10/2022
56	CVRE2211	8.00000	: 1	1,000	490	VRE	28,888	32,808	28,500	(15.2)	128	24/03/2023
57	CVRE2209	8.00000	: 1	1,000	250	VRE	30,888	32,888	28,500	(15.4)	63	23/12/2022
58	CTPB2206	2.00000	: 1	2,350	860	TPB	28,000	29,720	25,050	(15.6)	68	30/12/2022
59	CMSN2209	19.85390	: 1	1,400	920	MSN	111,413	129,679	108,600	(15.8)	128	24/03/2023
60	CVRE2204	5.00000	: 1	1,000	20	VRE	33,000	33,100	28,500	(16.0)	6	05/10/2022
61	CVHM2215	6.00000	: 1	2,100	1,280	VHM	60,000	67,680	57,200	(16.3)	131	29/03/2023
62	CSTB2211	8.00000	: 1	1,000	260	STB	23,333	25,413	21,450	(16.5)	63	23/12/2022
63	CHPG2213	2.26940	: 1	4,000	320	HPG	26,476	27,202	22,700	(16.6)	23	28/10/2022
64	CVPB2207	2.00000	: 1	1,200	600	VPB	33,000	34,200	28,750	(16.6)	76	11/01/2023
65	CACB2206	2.00000	: 1	1,600	760	ACB	25,500	27,020	22,600	(16.7)	68	30/12/2022
66	CPDR2205	16.00000	: 1	1,000	510	PDR	52,999	61,159	50,800	(16.8)	128	24/03/2023
67	CPDR2204	16.00000	: 1	1,000	200	PDR	57,979	61,179	50,800	(16.8)	68	30/12/2022
68	CVRE2215	2.00000	: 1	2,600	1,720	VRE	30,000	33,440	28,500	(16.8)	131	29/03/2023
69	CVRE2207	8.00000	: 1	1,000	30	VRE	33,333	33,573	28,500	(17.2)	15	18/10/2022
70	CVJC2203	20.00000	: 1	1,400	250	VJC	131,131	136,131	112,800	(17.2)	63	23/12/2022
71	CMSN2212	20.00000	: 1	1,100	990	MSN	112,233	132,033	108,600	(17.3)	116	08/03/2023
72	CNVL2210	16.00000	: 1	1,100	840	NVL	88,888	102,328	84,500	(17.4)	116	08/03/2023
73	CVJC2205	16.00000	: 1	1,300	400	VJC	129,999	136,399	112,800	(17.4)	51	07/12/2022
74	CFPT2209	10.00000	: 1	1,850	1,130	FPT	88,000	99,300	82,400	(17.5)	131	29/03/2023
75	CPOW2206	2.00000	: 1	1,500	750	POW	14,567	16,067	13,400	(17.5)	51	07/12/2022
76	CSTB2215	5.00000	: 1	1,100	710	STB	22,222	25,772	21,450	(17.6)	128	24/03/2023
77	CMWG2212	10.00000	: 1	1,650	870	MWG	75,000	83,700	69,400	(17.7)	131	29/03/2023
78	CHPG2217	2.00000	: 1	3,000	1,360	HPG	25,000	27,720	22,700	(18.2)	63	23/12/2022
79	CVNM2209	16.00000	: 1	1,000	960	VNM	76,888	92,248	76,700	(18.3)	116	08/03/2023
80	CVPB2210	2.00000	: 1	2,000	710	VPB	33,500	34,920	28,750	(18.4)	68	30/12/2022
81	CHPG2215	10.00000	: 1	1,000	480	HPG	22,999	27,799	22,700	(18.4)	128	24/03/2023
82	CHPG2221	4.00000	: 1	1,000	700	HPG	25,000	27,800	22,700	(18.4)	131	29/03/2023
83	CMBB2209	2.00000	: 1	1,550	510	MBB	24,500	25,520	21,000	(18.7)	68	30/12/2022
84	CSTB2213	8.00000	: 1	1,000	210	STB	24,444	26,124	21,450	(18.7)	68	30/12/2022
85	CTCB2210	2.00000	: 1	2,700	940	TCB	40,000	41,880	34,200	(18.8)	68	30/12/2022
86	CKDH2208	4.54310	: 1	2,400	410	KDH	35,891	37,754	31,300	(18.8)	49	05/12/2022
87	CVHM2208	8.00000	: 1	1,200	120	VHM	69,000	69,960	57,200	(19.0)	28	04/11/2022
88	CSTB2212	2.00000	: 1	3,000	130	STB	26,000	26,260	21,450	(19.2)	23	28/10/2022
89	CVHM2213	16.00000	: 1	1,000	390	VHM	63,979	70,219	57,200	(19.3)	116	08/03/2023
90	CTCB2208	2.00000	: 1	4,000	1,130	TCB	40,000	42,260	34,200	(19.5)	63	23/12/2022
91	CVHM2212	5.00000	: 1	3,000	1,120	VHM	65,000	70,600	57,200	(19.8)	53	09/12/2022
92	CACB2207	4.00000	: 1	1,100	660	ACB	25,500	28,140	22,600	(20.0)	131	29/03/2023
93	CMBB2204	1.66670	: 1	2,200	120	MBB	25,833	26,033	21,000	(20.3)	28	04/11/2022
94	CPOW2204	5.00000	: 1	1,000	530	POW	13,979	16,629	13,400	(20.3)	128	24/03/2023
95	CMSN2207	9.92690	: 1	1,940	910	MSN	128,058	137,091	108,600	(20.3)	72	05/01/2023
96	CVHM2207	7.77300	: 1	2,000	70	VHM	70,929	71,473	57,200	(20.8)	14	17/10/2022
97	CVRE2213	5.00000	: 1	1,100	620	VRE	31,999	35,099	28,500	(20.8)	116	08/03/2023
98	CSTB2217	2.00000	: 1	2,000	410	STB	26,000	26,820	21,450	(20.8)	68	30/12/2022

99	CMSN2206	19.85390	: 1	1,000	310	MSN	132,359	138,514	108,600	(21.2)	68	30/12/2022
100	CVJC2206	20.00000	: 1	1,300	510	VJC	132,999	143,199	112,800	(21.3)	116	08/03/2023
101	CVJC2204	20.00000	: 1	1,500	490	VJC	133,979	143,779	112,800	(21.6)	128	24/03/2023
102	CVPB2204	16.00000	: 1	1,000	350	VPB	30,888	36,488	28,750	(21.9)	33	11/11/2022
103	CVRE2206	5.00000	: 1	1,100	10	VRE	35,555	35,605	28,500	(21.9)	15	18/10/2022
104	CVHM2211	16.00000	: 1	1,000	470	VHM	64,999	72,519	57,200	(21.9)	128	24/03/2023
105	CHPG2212	7.56450	: 1	1,000	160	HPG	27,829	29,039	22,700	(21.9)	63	23/12/2022
106	CVRE2216	4.00000	: 1	1,650	1,190	VRE	31,000	35,760	28,500	(22.2)	240	29/08/2023
107	CTCB2206	4.00000	: 1	1,700	70	TCB	43,500	43,780	34,200	(22.3)	28	04/11/2022
108	CVHM2209	15.54610	: 1	1,000	190	VHM	69,979	72,933	57,200	(22.3)	63	23/12/2022
109	CVHM2216	8.00000	: 1	1,900	1,370	VHM	62,000	72,960	57,200	(22.4)	240	29/08/2023
110	CMBB2205	1.66670	: 1	3,000	140	MBB	26,667	26,900	21,000	(22.9)	23	28/10/2022
111	CTCB2207	3.00000	: 1	1,000	370	TCB	43,000	44,110	34,200	(22.9)	76	11/01/2023
112	CFPT2210	10.00000	: 1	2,350	1,630	FPT	90,000	106,300	82,400	(22.9)	240	29/08/2023
113	CKDH2209	7.26900	: 1	1,200	470	KDH	36,344	39,760	31,300	(22.9)	128	24/03/2023
114	CVPB2211	2.00000	: 1	2,450	1,090	VPB	35,000	37,180	28,750	(23.3)	131	29/03/2023
115	CMBB2210	2.00000	: 1	2,000	850	MBB	25,500	27,200	21,000	(23.7)	131	29/03/2023
116	CPOW2208	4.00000	: 1	1,000	560	POW	15,222	17,462	13,400	(24.1)	116	08/03/2023
117	CKDH2210	4.00000	: 1	3,000	350	KDH	39,000	40,400	31,300	(24.2)	63	23/12/2022
118	CTCB2211	4.00000	: 1	1,650	710	TCB	42,000	44,840	34,200	(24.2)	131	29/03/2023
119	CHPG2214	7.56450	: 1	1,000	180	HPG	28,744	30,106	22,700	(24.7)	68	30/12/2022
120	CTCB2204	5.00000	: 1	2,400	30	TCB	45,000	45,150	34,200	(24.7)	6	05/10/2022
121	CKDH2213	2.00000	: 1	2,700	390	KDH	40,000	40,780	31,300	(24.9)	68	30/12/2022
122	CHPG2219	5.00000	: 1	1,000	670	HPG	26,888	30,238	22,700	(25.0)	116	08/03/2023
123	CHPG2208	3.78230	: 1	2,500	20	HPG	30,258	30,334	22,700	(25.2)	6	05/10/2022
124	CVPB2206	2.00000	: 1	3,000	70	VPB	38,000	38,140	28,750	(25.2)	28	04/11/2022
125	CPNJ2204	10.00000	: 1	2,090	870	PNJ	143,000	151,700	113,900	(25.6)	72	05/01/2023
126	CSTB2210	2.00000	: 1	2,000	70	STB	28,500	28,640	21,450	(25.9)	28	04/11/2022
127	CSTB2216	2.00000	: 1	1,700	350	STB	27,979	28,679	21,450	(26.0)	51	07/12/2022
128	CMWG2206	4.97110	: 1	2,590	1,030	MWG	88,060	93,180	69,400	(26.0)	72	05/01/2023
129	CKDH2211	2.00000	: 1	3,100	360	KDH	40,888	41,608	31,300	(26.4)	51	07/12/2022
130	CTCB2205	5.00000	: 1	2,300	10	TCB	46,500	46,550	34,200	(27.0)	14	17/10/2022
131	CSTB2218	2.00000	: 1	2,100	630	STB	28,000	29,260	21,450	(27.4)	131	29/03/2023
132	CPOW2202	5.00000	: 1	1,000	60	POW	17,999	18,299	13,400	(27.6)	33	11/11/2022
133	CVIC2203	10.00000	: 1	1,200	20	VIC	86,000	86,200	62,600	(27.6)	6	05/10/2022
134	CPOW2209	4.00000	: 1	1,000	520	POW	16,333	18,413	13,400	(28.0)	138	07/04/2023
135	CVIC2205	16.00000	: 1	1,100	20	VIC	86,666	86,986	62,600	(28.3)	15	18/10/2022
136	CHDB2207	3.00000	: 1	2,500	960	HDB	24,500	27,380	19,440	(29.1)	49	05/12/2022
137	CSTB2208	5.00000	: 1	1,100	10	STB	30,111	30,161	21,450	(29.6)	15	18/10/2022
138	CVPB2212	4.00000	: 1	1,700	900	VPB	37,000	40,600	28,750	(29.8)	240	29/08/2023
139	CHDB2205	5.00000	: 1	1,000	120	HDB	27,111	27,711	19,440	(30.0)	15	18/10/2022
140	CMBB2211	4.00000	: 1	1,200	660	MBB	27,000	29,640	21,000	(30.0)	240	29/08/2023
141	CTCB2212	4.00000	: 1	2,100	1,160	TCB	44,000	48,640	34,200	(30.1)	240	29/08/2023
142	CKDH2212	8.00000	: 1	1,000	240	KDH	41,999	43,919	31,300	(30.2)	116	08/03/2023
143	CVHM2210	16.00000	: 1	1,000	90	VHM	79,999	81,439	57,200	(30.5)	68	30/12/2022
144	CHDB2209	4.00000	: 1	1,100	470	HDB	26,868	28,748	19,440	(32.5)	51	07/12/2022
145	CKDH2207	3.63450	: 1	1,700	20	KDH	45,431	45,504	31,300	(32.7)	28	04/11/2022
146	CHPG2211	3.02580	: 1	2,400	40	HPG	33,662	33,783	22,700	(32.9)	14	17/10/2022
147	CHDB2208	5.00000	: 1	1,100	1,050	HDB	23,999	29,249	19,440	(33.7)	128	24/03/2023
148	CSTB2209	3.00000	: 1	2,400	30	STB	32,000	32,090	21,450	(33.8)	14	17/10/2022
149	CHPG2210	6.05160	: 1	1,100	20	HPG	36,141	36,262	22,700	(37.5)	15	18/10/2022

Weekly covered warrant

150	CHDB2206	8.00000	: 1	1,000	210	HDB	29,999	31,679	19,440	(38.7)	68	30/12/2022
151	CPDR2201	3.66550	: 1	3,000	20	PDR	83,084	83,157	50,800	(38.8)	4	03/10/2022
152	CHDB2210	5.00000	: 1	1,000	600	HDB	28,888	31,888	19,440	(39.1)	116	08/03/2023
153	CHPG2201	7.56450	: 1	1,300	20	HPG	37,570	37,721	22,700	(39.9)	16	19/10/2022
154	CKDH2201	7.26900	: 1	1,500	10	KDH	55,988	56,061	31,300	(45.3)	4	03/10/2022

Source: Bloomberg, Fiinpro, KIS

CW: Covered warrant, Sort by % Premium

Global Disclaimer

■ General

This research report and marketing materials for Vietnamese securities are originally prepared and issued by the Research Center of KIS Vietnam Securities Corp., an organization licensed with the State Securities Commission of Vietnam. The analyst(s) who participated in preparing and issuing this research report and marketing materials is/are licensed and regulated by the State Securities Commission of Vietnam in Vietnam only. This report and marketing materials are copyrighted and may not be copied, redistributed, forwarded or altered in any way without the consent of KIS Vietnam Securities Corp..

This research report and marketing materials are for information purposes only. They are not and should not be construed as an offer or solicitation of an offer to purchase or sell any securities or other financial instruments or to participate in any trading strategy. This research report and marketing materials do not provide individually tailored investment advice. This research report and marketing materials do not take into account individual investor circumstances, objectives or needs, and are not intended as recommendations of particular securities, financial instruments or strategies to any particular investor. The securities and other financial instruments discussed in this research report and marketing materials may not be suitable for all investors. The recipient of this research report and marketing materials must make their own independent decisions regarding any securities or financial instruments mentioned herein and investors should seek the advice of a financial adviser. KIS Vietnam Securities Corp. does not undertake that investors will obtain any profits, nor will it share with investors any investment profits. KIS Vietnam Securities Corp., its affiliates, or their affiliates and directors, officers, employees or agents of each of them disclaim any and all responsibility or liability whatsoever for any loss (director consequential) or damage arising out of the use of all or any part of this report or its contents or otherwise arising in connection therewith. Information and opinions contained herein are subject to change without notice and may differ or be contrary to opinions expressed by other business areas or KIS Vietnam Securities Corp. The final investment decision is based on the client's judgment, and this research report and marketing materials cannot be used as evidence in any legal dispute related to investment decisions.

■ Country-specific disclaimer

United States: This report is distributed in the U.S. by Korea Investment & Securities America, Inc., a member of FINRA/SIPC, and is only intended for major U.S. institutional investors as defined in Rule 15a-6(a)(2) under the U.S. Securities Exchange Act of 1934. All U.S. persons that receive this document by their acceptance thereof represent and warrant that they are a major U.S. institutional investor and have not received this report under any express or implied understanding that they will direct commission income to Korea Investment & Securities, Co., Ltd. or its affiliates. Pursuant to Rule 15a-6(a)(3), any U.S. recipient of this document wishing to effect a transaction in any securities discussed herein should contact and place orders with Korea Investment & Securities America, Inc., which accepts responsibility for the contents of this report in the U.S. The securities described in this report may not have been registered under the U.S. Securities Act of 1933, as amended, and, in such case, may not be offered or sold in the U.S. or to U.S. person absent registration or an applicable exemption from the registration requirement.

United Kingdom: This report is not an invitation nor is it intended to be an inducement to engage in investment activity for the purpose of section 21 of the Financial Services and Markets Act 2000 of the United Kingdom ("FSMA"). To the extent that this report does constitute such an invitation or inducement, it is directed only at (i) persons who are investment professionals within the meaning of Article 19(5) of the Financial Services and Markets Act 2000 (Financial Promotion) Order 2005 (as amended) of the United Kingdom (the "Financial Promotion Order"); (ii) persons who fall within Articles 49(2)(a) to (d) ("high net worth companies, unincorporated associations etc.") of the Financial Promotion Order; and (iii) any other persons to whom this report can, for the purposes of section 21 of FSMA, otherwise lawfully be made (all such persons together being referred to as "relevant persons"). Any investment or investment activity to which this report relates is available only to relevant persons and will be engaged in only with relevant persons. Persons who are not relevant persons must not act or rely on this report.

Hong Kong: This research report and marketing materials may be distributed in Hong Kong to institutional clients by Korea Investment & Securities Asia Limited (KISA), a Hong Kong representative subsidiary of Korea Investment & Securities Co., Ltd., and may not otherwise be distributed to any other party. KISA provides equity sales service to institutional clients in Hong Kong for Korean securities under its sole discretion, and is thus solely responsible for provision of the aforementioned equity selling activities in Hong Kong. All requests by and correspondence with Hong Kong investors involving securities discussed in this report and marketing materials must be effected through KISA, which is registered with The Securities & Futures Commission (SFC) of Hong Kong. Korea Investment & Securities Co., Ltd. is not a registered financial institution under Hong Kong's SFC.

Singapore: This report is provided pursuant to the financial advisory licensing exemption under Regulation 27(1)(e) of the Financial Advisers Regulation of Singapore and accordingly may only be provided to persons in Singapore who are "institutional investors" as defined in Section 4A of the Securities and Futures Act, Chapter 289 of Singapore. This report is intended only for the person to whom Korea Investment & Securities Co., Ltd. has provided this report and such person may not send, forward or transmit in any way this report or any copy of this report to any other person. Please contact Korea Investment & Securities Singapore Pte Ltd in respect of any matters arising from, or in connection with, the analysis or report (Contact Number: 65 6501 5600).

Copyright © 2022 KIS Vietnam Securities Corp. All rights reserved. No part of this report may be reproduced or distributed in any manner without permission of KIS Vietnam Securities Corp.