

Foreign investors place large sell order on STB's CW

Market overview

Last week, trading activity came back to normal level. Particularly, trading volume was 166mn shares, approximately VND108bn. With trading value by underlying asset, covered warrants which have STB as the underlying asset continued to attract the most of trading interest, followed by FPT and HPG. By tickers, CFPT2207 (-3.2%) continued to have the highest trading value, followed by CVPB2208 (-9.1%) and CVHM2212 (-12.3%).

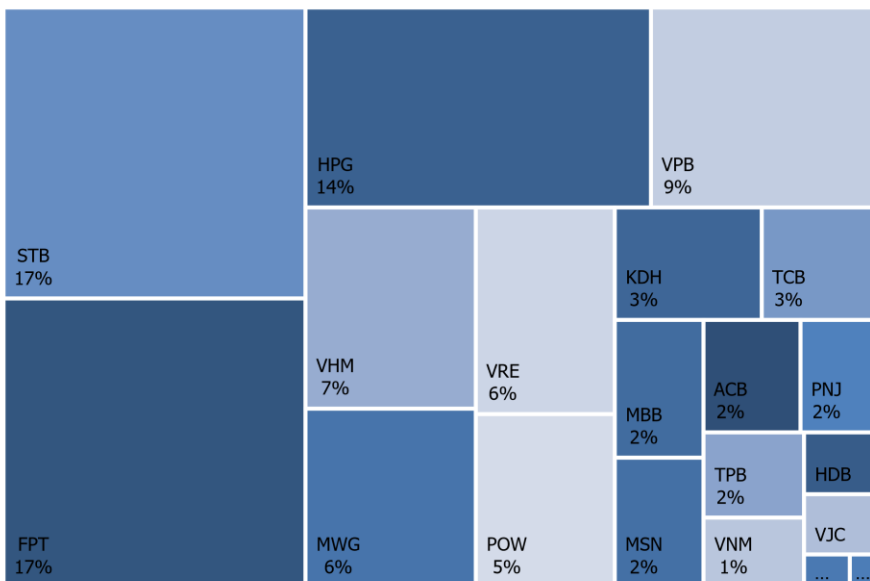
Foreign trading activity

With foreign trading activity, foreign trading activity ticked up. However, selling pressure overwhelmed market demand. Net sell value was VND4.7bn, a 5-month high. By underlying asset, covered warrants which have STB as the underlying asset absorbed the highest trading value from foreigners, accounting for 27% of foreign trading value, followed by HPG and VRE.

By tickers, CKDH2209 (-11.5%), CTPB2203 (-16.7%), and CHPG2212 (-10.0%) attracted most of foreign demand whilst large sell orders were placed on CSTB2211 (-22.0%), CSTB2215 (-14.6%), and CPOW2204 (-2.8%).

Note: The covered warrant market is commonly used for short-term trading which means volatility level is extremely high. Notably, covered warrant has the positive correlation with its underlying, the short-term fluctuation in the underlying price could lead to the big move in covered warrant.

Figure 1. CW trading value by underlying asset



Source: FiinPro, KIS

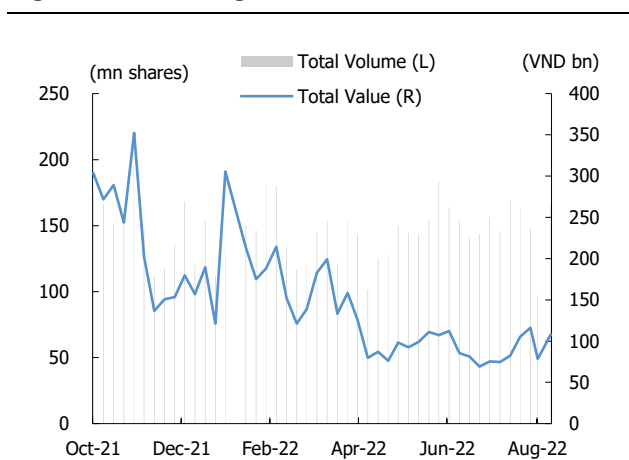
Table 1. Market overview

Number of CW	159
Trading volume (share mn)	166
Trading value (VND bn)	108
Increasing CW	10
Decreasing CW	92
Unchanged CW	16

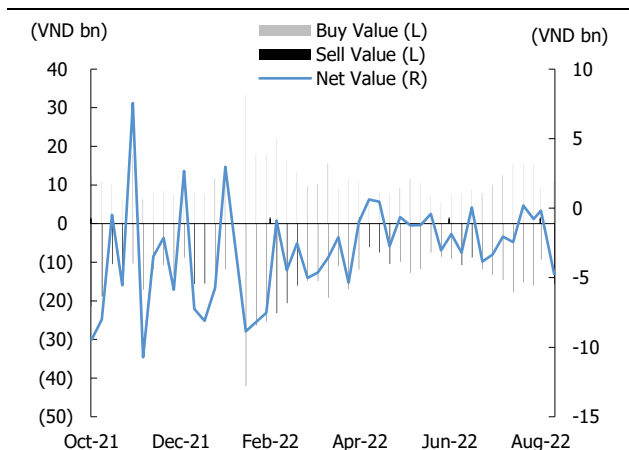
Source: Fiinpro, KIS

Dang Le

dang.lh@kisvn.vn

Figure 2. CW trading value and volume

Source: FiinPro, KIS

Figure 3. Weekly net foreign buy/sell

Source: FiinPro, KIS

Table 3. Top 10 foreign net buys

(VND, %WoW, VND bn)

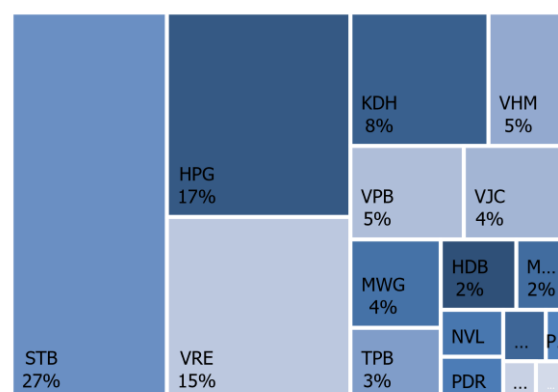
Ticker	Last Trading Date	Price	% Chg	Buy	Sell	Net
CKDH2209	28/03/2023	1,000	(11.5)	972	496	476
CTPB2203	28/10/2022	500	(16.7)	417	50	366
CHPG2212	27/12/2022	270	(10.0)	809	470	339
CHPG2214	03/01/2023	290	(3.3)	409	270	139
CVHM2211	28/03/2023	630	(8.7)	168	55	112
CVIC2205	20/10/2022	50	(28.6)	80	15	66
CNVL2204	20/09/2022	110	(8.3)	62	1	61
CNVL2201	05/10/2022	90	(10.0)	67	8	59
CVHM2209	27/12/2022	300	(14.3)	60	2	58
CVJC2204	28/03/2023	790	(8.1)	123	77	46

Source: FiinPro, KIS
Data as of 05-09 Sep 2022**Table 2. Top 10 trading value**

(VND, %WoW, VND, VND bn)

Ticker	Last Trading Date	Price	% Chg	Trading value
CFPT2207	12/12/2022	3,360	(3.2)	10.13
CVPB2208	12/12/2022	1,990	(9.1)	4.65
CVHM2212	12/12/2022	1,850	(12.3)	4.14
CHPG2216	26/12/2022	2,490	0.0	4.08
CSTB2212	31/10/2022	600	(47.4)	3.94
CVRE2211	28/03/2023	600	(4.8)	3.67
CFPT2206	12/12/2022	1,630	(7.9)	2.11
CHPG2215	28/03/2023	600	(4.8)	2.09
CSTB2211	27/12/2022	460	(22.0)	1.87
CPOW2204	28/03/2023	700	(2.8)	1.86

Source: FiinPro, KIS

Figure 4. Foreign trading by underlying asset

Source: FiinPro, KIS

Table 4. Top 10 foreign net sells

(VND, %WoW, VND bn)

Ticker	Last Trading Date	Price	% Chg	Buy	Sell	Net
CSTB2211	27/12/2022	460	(22.0)	829	1,803	(974)
CSTB2215	28/03/2023	1,110	(14.6)	330	1,217	(887)
CPOW2204	28/03/2023	700	(2.8)	890	1,487	(597)
CMWG2210	10/03/2023	1,010	-	41	577	(536)
CVPB2209	09/12/2022	660	-	230	593	(363)
CSTB2213	03/01/2023	430	(20.4)	826	1,161	(334)
CVRE2211	28/03/2023	600	(4.8)	1,259	1,459	(200)
CHPG2215	28/03/2023	600	(4.8)	638	808	(170)
CVRE2209	27/12/2022	330	(5.7)	545	690	(145)
CHDB2205	20/10/2022	320	(20.0)	30	173	(143)

Source: FiinPro, KIS
Data as of 05-09 Sep 2022

Table 5. Covered warrant statistic by VN30 constituent

(VND bn, %, Shares)

Underlying asset	Name	Industry	Market Cap	Foreign ownership	CW number	CW market cap	CW trading value	CW trading volume
ACB	Asia Commercial Bank	Financials	80,214	30.0	4	13	1.6	2,194,600
BID	BIDV	Financials	186,660	16.9	-	-	-	-
BVH	Bao Viet Group	Financials	42,015	26.4	-	-	-	-
CTG	VietinBank	Financials	129,996	26.8	-	-	-	-
FPT	FPT Corp	Information Technology	92,808	49.0	5	30	12.8	5,528,100
GAS	PetroVietnam Gas	Utilities	217,616	3.0	-	-	-	-
GVR	Viet Nam Rubber Group	Materials	100,000	0.5	-	-	-	-
HDB	HDBank	Financials	51,613	18.0	8	18	0.7	1,195,500
HPG	Hoa Phat Group	Materials	138,392	20.5	15	46	10.2	17,897,500
KDH	Khang Dien House	Real Estate	25,663	31.6	9	14	2.4	5,246,300
MBB	MBBank	Financials	102,468	23.2	7	22	1.8	1,800,900
MSN	Masan Group	Consumer Staples	163,728	28.9	11	38	1.7	4,585,500
MWG	Mobile World Investment	Consumer Discretionary	108,315	49.0	9	26	4.5	4,915,900
NVL	Novaland	Real Estate	163,591	5.6	9	21	0.2	1,569,900
PDR	Phat Dat Real Estate	Real Estate	36,000	2.6	4	5	0.1	364,400
PLX	Petrolimex	Energy	51,141	17.2	-	-	-	-
POW	PV Power	Utilities	33,020	2.5	7	28	3.5	4,711,700
SAB	SABECO	Consumer Staples	125,050	62.8	-	-	-	-
SSI	SSI Securities Corp.	Financials	32,538	35.2	-	-	-	-
STB	Sacombank	Financials	43,548	22.8	12	29	12.9	23,231,400
TCB	Techcombank	Financials	131,896	22.5	7	23	2.0	4,043,600
TPB	Tien Phong Bank	Financials	42,628	30.0	4	19	1.3	2,772,300
VCB	Vietcombank	Financials	374,342	23.5	-	-	-	-
VHM	Vinhomes	Real Estate	267,358	23.2	10	19	5.0	8,627,000
VIB	VIBBank	Financials	49,214	20.5	-	-	-	-
VIC	VinGroup	Real Estate	244,092	12.0	4	1	0.0	1,052,100
VJC	Vietjet Air	Industrials	63,639	16.4	5	9	0.7	2,114,500
VNM	Vinamilk	Consumer Staples	157,374	54.9	7	20	1.0	1,642,600
VPB	VPBank	Financials	136,278	17.4	7	14	6.8	7,262,300
VRE	Vincom Retail	Real Estate	65,329	31.2	10	19	4.2	9,278,500

Source: Bloomberg, Fiinpro, KIS

CW: Covered warrant

Table 6. Trading Covered warrant on HSX

(VND, %)

No	CW Code	Covered Warrant			Underlying asset				% Premium	Time to maturity	Last Trading Date
		Executive ratio	Issue price	Closing price	Underlying	Exercise price	Breakeven price	Closing price			
1	CMBB2206	8.33330 : 1	1,000	520	MBB	18,518	22,851	22,700	0.4	13	30/09/2022
2	CPNJ2201	7.91370 : 1	2,300	2,300	PNJ	94,469	112,671	111,800	(0.3)	3	16/09/2022
3	CVNM2204	9.67170 : 1	1,500	650	VNM	70,603	76,890	75,900	(1.1)	16	05/10/2022
4	CPNJ2202	24.87070 : 1	1,200	600	PNJ	99,482	114,404	111,800	(1.8)	13	30/09/2022
5	CTPB2203	10.00000 : 1	1,000	480	TPB	22,999	27,799	27,000	(2.0)	31	26/10/2022
6	CMWG2201	4.97110 : 1	2,600	1,510	MWG	66,861	74,367	72,000	(2.9)	3	16/09/2022
7	CMSN2208	14.89040 : 1	2,400	1,000	MSN	104,233	119,123	116,100	(3.8)	16	05/10/2022
8	CMWG2204	4.97110 : 1	3,000	630	MWG	72,080	75,212	72,000	(4.0)	16	05/10/2022
9	CFPT2201	6.52800 : 1	2,100	250	FPT	86,492	88,124	84,300	(4.0)	3	16/09/2022
10	CNVL2204	16.00000 : 1	1,000	110	NVL	85,999	87,759	84,700	(4.4)	3	16/09/2022
11	CMWG2203	3.47980 : 1	1,990	610	MWG	73,571	75,694	72,000	(4.6)	8	23/09/2022
12	CMWG2209	20.00000 : 1	1,000	1,040	MWG	56,999	77,799	72,000	(7.2)	63	09/12/2022
13	CMBB2201	1.66670 : 1	2,700	110	MBB	24,583	24,766	22,700	(7.3)	3	16/09/2022
14	CVNM2206	8.70450 : 1	1,950	520	VNM	77,737	82,263	75,900	(7.5)	24	17/10/2022
15	CVNM2205	15.47470 : 1	1,000	350	VNM	77,372	82,788	75,900	(8.1)	25	18/10/2022
16	CMSN2204	9.92690 : 1	1,900	1,040	MSN	115,649	125,973	116,100	(9.0)	38	04/11/2022
17	CMSN2210	8.00000 : 1	1,000	1,250	MSN	116,000	126,000	116,100	(9.0)	86	11/01/2023
18	CHDB2207	3.00000 : 1	2,500	1,370	HDB	24,500	28,610	25,800	(9.3)	59	05/12/2022
19	CNVL2203	5.00000 : 1	2,150	30	NVL	92,500	92,650	84,700	(9.4)	8	23/09/2022
20	CHDB2205	5.00000 : 1	1,000	310	HDB	27,111	28,661	25,800	(9.5)	25	18/10/2022
21	CPOW2205	1.00000 : 1	1,000	1,600	POW	13,900	15,500	14,050	(9.5)	86	11/01/2023
22	CMBB2207	8.33330 : 1	1,000	700	MBB	19,547	25,380	22,700	(9.6)	78	30/12/2022
23	CFPT2207	5.93100 : 1	3,000	3,280	FPT	74,138	93,592	84,300	(9.6)	63	09/12/2022
24	CMBB2208	1.66670 : 1	3,000	1,820	MBB	22,500	25,533	22,700	(10.1)	73	23/12/2022
25	CACB2205	2.00000 : 1	3,000	1,460	ACB	24,000	26,920	24,000	(10.3)	63	09/12/2022
26	CSTB2214	2.00000 : 1	1,630	1,880	STB	23,000	26,760	23,750	(10.5)	82	05/01/2023
27	CMWG2210	20.00000 : 1	1,000	1,090	MWG	58,999	80,799	72,000	(10.6)	126	08/03/2023
28	CMSN2202	8.27580 : 1	2,220	200	MSN	126,620	128,275	116,100	(11)	16	05/10/2022
29	CNVL2207	10.00000 : 1	1,270	1,000	NVL	84,000	94,000	84,700	(10.7)	82	05/01/2023
30	CVPB2208	3.00000 : 1	3,000	2,080	VPB	28,000	34,240	30,500	(10.9)	63	09/12/2022
31	CFPT2204	8.15960 : 1	2,900	1,040	FPT	86,492	94,978	84,300	(10.9)	59	05/12/2022
32	CACB2203	2.40190 : 1	2,500	290	ACB	26,421	27,118	24,000	(11.0)	24	17/10/2022
33	CSTB2211	8.00000 : 1	1,000	450	STB	23,333	26,933	23,750	(11.0)	73	23/12/2022
34	CACB2204	1.60130 : 1	2,500	720	ACB	26,021	27,174	24,000	(11.2)	38	04/11/2022
35	CVNM2201	15.22040 : 1	1,200	10	VNM	85,603	85,755	75,900	(11.3)	4	19/09/2022
36	CPNJ2203	24.87070 : 1	1,300	710	PNJ	109,430	127,088	111,800	(12)	78	30/12/2022
37	CTCB2209	3.00000 : 1	3,000	2,920	TCB	34,000	42,760	37,650	(11.7)	73	23/12/2022
38	CMWG2208	8.00000 : 1	3,000	2,360	MWG	63,000	81,880	72,000	(11.8)	73	23/12/2022
39	CHPG2216	3.00000 : 1	3,000	2,530	HPG	19,000	26,590	23,800	(11.8)	73	23/12/2022
40	CMSN2211	10.00000 : 1	1,900	2,010	MSN	109,999	130,099	116,100	(11.9)	61	07/12/2022
41	CMWG2207	5.96520 : 1	3,090	1,250	MWG	74,565	82,022	72,000	(12)	38	04/11/2022
42	CNVL2201	20.00000 : 1	1,100	70	NVL	93,979	95,379	84,700	(12.0)	14	03/10/2022
43	CVRE2212	2.00000 : 1	1,000	850	VRE	30,000	31,700	27,500	(12.1)	86	11/01/2023
44	CSTB2212	2.00000 : 1	3,000	630	STB	26,000	27,260	23,750	(12.1)	33	28/10/2022
45	CMWG2205	4.97110 : 1	2,200	990	MWG	77,300	82,221	72,000	(12.2)	38	04/11/2022
46	CNVL2205	16.00000 : 1	1,100	890	NVL	81,888	96,128	84,700	(12.7)	73	23/12/2022
47	CMSN2205	19.85390 : 1	1,200	920	MSN	113,146	131,412	116,100	(12.8)	73	23/12/2022

48	CKDH2208	4.54310	: 1	2,400	1,100	KDH	35,891	40,888	35,500	(12.8)	59	05/12/2022
49	CVNM2208	10.00000	: 1	1,100	1,150	VNM	75,999	87,499	75,900	(13.1)	61	07/12/2022
50	CNVL2206	16.00000	: 1	1,000	800	NVL	83,999	96,799	84,700	(13.3)	78	30/12/2022
51	CFPT2205	5.93100	: 1	1,000	970	FPT	91,931	97,684	84,300	(13.4)	86	11/01/2023
52	CVNM2207	15.47470	: 1	1,100	1,240	VNM	68,668	87,857	75,900	(13.4)	138	24/03/2023
53	CSTB2215	5.00000	: 1	1,100	1,090	STB	22,222	27,672	23,750	(13.4)	138	24/03/2023
54	CVPB2207	2.00000	: 1	1,200	1,120	VPB	33,000	35,240	30,500	(13.4)	86	11/01/2023
55	CTPB2205	2.00000	: 1	4,000	1,790	TPB	28,000	31,580	27,000	(13.8)	63	09/12/2022
56	CSTB2213	8.00000	: 1	1,000	420	STB	24,444	27,804	23,750	(13.8)	78	30/12/2022
57	CHDB2209	4.00000	: 1	1,100	830	HDB	26,868	30,188	25,800	(14.0)	61	07/12/2022
58	CFPT2206	4.94250	: 1	1,000	1,580	FPT	90,943	98,752	84,300	(14.3)	63	09/12/2022
59	CNVL2209	10.00000	: 1	1,300	1,110	NVL	86,868	97,968	84,700	(14.4)	61	07/12/2022
60	CMBB2204	1.66670	: 1	2,200	580	MBB	25,833	26,800	22,700	(14.4)	38	04/11/2022
61	CTPB2204	10.00000	: 1	1,000	800	TPB	23,888	31,888	27,000	(14.6)	138	24/03/2023
62	CVRE2210	4.00000	: 1	2,300	960	VRE	28,800	32,640	27,500	(14.6)	59	05/12/2022
63	CTCB2208	2.00000	: 1	4,000	2,120	TCB	40,000	44,240	37,650	(14.7)	73	23/12/2022
64	CPDR2205	16.00000	: 1	1,000	660	PDR	52,999	63,559	53,500	(15.1)	138	24/03/2023
65	CHDB2208	5.00000	: 1	1,100	1,320	HDB	23,999	30,599	25,800	(15.2)	138	24/03/2023
66	CACB2201	3.20260	: 1	1,500	30	ACB	28,423	28,519	24,000	(15.4)	3	16/09/2022
67	CPNJ2205	6.00000	: 1	1,100	730	PNJ	129,000	133,380	111,800	(15.8)	86	11/01/2023
68	CPDR2204	16.00000	: 1	1,000	390	PDR	57,979	64,219	53,500	(15.9)	78	30/12/2022
69	CTCB2206	4.00000	: 1	1,700	360	TCB	43,500	44,940	37,650	(16.0)	38	04/11/2022
70	CVPB2204	16.00000	: 1	1,000	350	VPB	30,888	36,488	30,500	(16.4)	43	11/11/2022
71	CMSN2209	19.85390	: 1	1,400	1,300	MSN	111,413	137,223	116,100	(16.5)	138	24/03/2023
72	CNVL2208	16.00000	: 1	1,200	1,290	NVL	79,999	100,639	84,700	(16.6)	138	24/03/2023
73	CVRE2208	2.00000	: 1	2,300	720	VRE	32,000	33,440	27,500	(16.7)	38	04/11/2022
74	CTCB2207	3.00000	: 1	1,000	770	TCB	43,000	45,310	37,650	(16.7)	86	11/01/2023
75	CHDB2201	5.00000	: 1	1,500	30	HDB	30,999	31,149	25,800	(16.7)	4	19/09/2022
76	CPOW2207	4.00000	: 1	1,000	690	POW	14,111	16,871	14,050	(16.8)	63	09/12/2022
77	CHPG2213	2.26940	: 1	4,000	760	HPG	26,476	28,201	23,800	(17)	33	28/10/2022
78	CVRE2204	5.00000	: 1	1,000	110	VRE	33,000	33,550	27,500	(16.9)	16	05/10/2022
79	CTCB2204	5.00000	: 1	2,400	90	TCB	45,000	45,450	37,650	(16.9)	16	05/10/2022
80	CVHM2207	7.77300	: 1	2,000	220	VHM	70,929	72,639	59,900	(17.0)	24	17/10/2022
81	CVHM2208	8.00000	: 1	1,200	460	VHM	69,000	72,680	59,900	(17.0)	38	04/11/2022
82	CVJC2203	20.00000	: 1	1,400	490	VJC	131,131	140,931	118,000	(17.1)	73	23/12/2022
83	CHPG2218	4.00000	: 1	1,100	860	HPG	24,888	28,328	23,800	(17.2)	61	07/12/2022
84	CVJC2205	16.00000	: 1	1,300	700	VJC	129,999	141,199	118,000	(17)	61	07/12/2022
85	CMSN2212	20.00000	: 1	1,100	1,320	MSN	112,233	138,633	116,100	(17.3)	126	08/03/2023
86	CMBB2205	1.66670	: 1	3,000	670	MBB	26,667	27,784	22,700	(17.4)	33	28/10/2022
87	CKDH2210	4.00000	: 1	3,000	1,050	KDH	39,000	43,200	35,500	(17.5)	73	23/12/2022
88	CVPB2201	5.00000	: 1	1,300	10	VPB	37,000	37,050	30,500	(17.7)	3	16/09/2022
89	CHDB2204	2.00000	: 1	1,700	20	HDB	31,500	31,540	25,800	(17.7)	8	23/09/2022
90	CSTB2210	2.00000	: 1	2,000	320	STB	28,500	29,140	23,750	(17.8)	38	04/11/2022
91	CVRE2209	8.00000	: 1	1,000	390	VRE	30,888	34,008	27,500	(18.0)	73	23/12/2022
92	CVRE2201	4.00000	: 1	1,200	10	VRE	34,000	34,040	27,500	(18.1)	3	16/09/2022
93	CPDR2203	10.00000	: 1	1,100	10	PDR	65,999	66,099	53,500	(18.3)	3	16/09/2022
94	CVRE2207	8.00000	: 1	1,000	100	VRE	33,333	34,133	27,500	(18.3)	25	18/10/2022
95	CVNM2209	16.00000	: 1	1,000	1,020	VNM	76,888	93,208	75,900	(18.4)	126	08/03/2023
96	CPOW2206	2.00000	: 1	1,500	1,320	POW	14,567	17,207	14,050	(18.5)	61	07/12/2022
97	CVPB2209	16.00000	: 1	1,000	660	VPB	26,879	37,439	30,500	(18.5)	61	07/12/2022
98	CMSN2207	9.92690	: 1	1,940	1,280	MSN	128,058	140,764	116,100	(18.6)	82	05/01/2023

99	CKDH2209	7.26900	: 1	1,200	1,030	KDH	36,344	43,831	35,500	(18.6)	138	24/03/2023
100	CMSN2201	16.55160	: 1	2,000	20	MSN	140,688	141,019	116,100	(18.7)	4	19/09/2022
101	CVPB2205	4.00000	: 1	2,100	20	VPB	37,500	37,580	30,500	(18.8)	3	16/09/2022
102	CSTB2202	2.00000	: 1	2,700	10	STB	29,500	29,520	23,750	(18.8)	3	16/09/2022
103	CHPG2217	2.00000	: 1	3,000	1,960	HPG	25,000	28,920	23,800	(18.9)	73	23/12/2022
104	CVRE2211	8.00000	: 1	1,000	690	VRE	28,888	34,408	27,500	(19.0)	138	24/03/2023
105	CKDH2211	2.00000	: 1	3,100	1,570	KDH	40,888	44,028	35,500	(19.0)	61	07/12/2022
106	CNVL2210	16.00000	: 1	1,100	940	NVL	88,888	103,928	84,700	(19.3)	126	08/03/2023
107	CSTB2216	2.00000	: 1	1,700	860	STB	27,979	29,699	23,750	(19.3)	61	07/12/2022
108	CHPG2215	10.00000	: 1	1,000	610	HPG	22,999	29,099	23,800	(19.4)	138	24/03/2023
109	CVHM2212	5.00000	: 1	3,000	1,980	VHM	65,000	74,900	59,900	(19.5)	63	09/12/2022
110	CVHM2209	15.54610	: 1	1,000	330	VHM	69,979	75,109	59,900	(19.7)	73	23/12/2022
111	CHDB2206	8.00000	: 1	1,000	300	HDB	29,999	32,399	25,800	(19.9)	78	30/12/2022
112	CPOW2204	5.00000	: 1	1,000	710	POW	13,979	17,529	14,050	(20.0)	138	24/03/2023
113	CMSN2206	19.85390	: 1	1,000	550	MSN	132,359	143,279	116,100	(20.0)	78	30/12/2022
114	CSTB2201	5.00000	: 1	1,500	20	STB	29,888	29,988	23,750	(20.1)	4	19/09/2022
115	CVHM2213	16.00000	: 1	1,000	720	VHM	63,979	75,499	59,900	(20.1)	126	08/03/2023
116	CTCB2205	5.00000	: 1	2,300	170	TCB	46,500	47,350	37,650	(20.3)	24	17/10/2022
117	CVHM2211	16.00000	: 1	1,000	680	VHM	64,999	75,879	59,900	(20.5)	138	24/03/2023
118	CPOW2208	4.00000	: 1	1,000	650	POW	15,222	17,822	14,050	(21.3)	126	08/03/2023
119	CSTB2208	5.00000	: 1	1,100	80	STB	30,111	30,511	23,750	(21.5)	25	18/10/2022
120	CHPG2212	7.56450	: 1	1,000	270	HPG	27,829	29,871	23,800	(21.5)	73	23/12/2022
121	CVPB2206	2.00000	: 1	3,000	440	VPB	38,000	38,880	30,500	(21.5)	38	04/11/2022
122	CVJC2204	20.00000	: 1	1,500	750	VJC	133,979	148,979	118,000	(21.6)	138	24/03/2023
123	CVJC2206	20.00000	: 1	1,300	810	VJC	132,999	149,199	118,000	(21.7)	126	08/03/2023
124	CHDB2210	5.00000	: 1	1,000	910	HDB	28,888	33,438	25,800	(22.4)	126	08/03/2023
125	CMBB2203	1.66670	: 1	1,900	10	MBB	29,583	29,600	22,700	(22.5)	8	23/09/2022
126	CVRE2206	5.00000	: 1	1,100	80	VRE	35,555	35,955	27,500	(22.5)	25	18/10/2022
127	CKDH2207	3.63450	: 1	1,700	190	KDH	45,431	46,122	35,500	(22.7)	38	04/11/2022
128	CVRE2213	5.00000	: 1	1,100	860	VRE	31,999	36,299	27,500	(23.2)	126	08/03/2023
129	CHPG2208	3.78230	: 1	2,500	80	HPG	30,258	30,561	23,800	(23.3)	16	05/10/2022
130	CVIC2206	10.00000	: 1	1,900	20	VIC	82,500	82,700	64,400	(23.3)	3	16/09/2022
131	CMWG2206	4.97110	: 1	2,590	1,320	MWG	88,060	94,622	72,000	(23.7)	82	05/01/2023
132	CHPG2214	7.56450	: 1	1,000	290	HPG	28,744	30,938	23,800	(24.2)	78	30/12/2022
133	CKDH2212	8.00000	: 1	1,000	650	KDH	41,999	47,199	35,500	(24.4)	126	08/03/2023
134	CPOW2202	5.00000	: 1	1,000	130	POW	17,999	18,649	14,050	(24.8)	43	11/11/2022
135	CVJC2202	20.00000	: 1	1,100	10	VJC	156,789	156,989	118,000	(25.6)	3	16/09/2022
136	CHPG2219	5.00000	: 1	1,000	950	HPG	26,888	31,638	23,800	(25.9)	126	08/03/2023
137	CKDH2206	7.26900	: 1	1,100	10	KDH	48,156	48,229	35,500	(26.1)	3	16/09/2022
138	CPNJ2204	10.00000	: 1	2,090	890	PNJ	143,000	151,900	111,800	(26.1)	82	05/01/2023
139	CVIC2203	10.00000	: 1	1,200	60	VIC	86,000	86,600	64,400	(26.8)	16	05/10/2022
140	CSTB2209	3.00000	: 1	2,400	310	STB	32,000	32,930	23,750	(27.2)	24	17/10/2022
141	CVIC2205	16.00000	: 1	1,100	50	VIC	86,666	87,466	64,400	(27.5)	25	18/10/2022
142	CVHM2206	4.85820	: 1	1,790	10	VHM	83,560	83,609	59,900	(27.9)	8	23/09/2022
143	CPOW2209	4.00000	: 1	1,000	790	POW	16,333	19,493	14,050	(28.0)	148	07/04/2023
144	CVHM2210	16.00000	: 1	1,000	250	VHM	79,999	83,999	59,900	(28.2)	78	30/12/2022
145	CVHM2201	15.54610	: 1	1,300	10	VHM	85,191	85,346	59,900	(29.3)	4	19/09/2022
146	CHPG2211	3.02580	: 1	2,400	60	HPG	33,662	33,844	23,800	(31)	24	17/10/2022
147	CTCB2201	4.00000	: 1	2,100	10	TCB	55,000	55,040	37,650	(31.4)	3	16/09/2022
148	CKDH2205	2.72590	: 1	1,750	10	KDH	52,700	52,727	35,500	(32.4)	8	23/09/2022
149	CVHM2202	7.77300	: 1	1,700	10	VHM	90,362	90,440	59,900	(33.3)	3	16/09/2022

150 CPDR2201	3.66550 : 1	3,000	20	PDR	83,084	83,157	53,500	(35.1)	14	03/10/2022
151 CTPB2201	4.00000 : 1	1,800	20	TPB	42,000	42,080	27,000	(35.3)	4	19/09/2022
152 CHPG2210	6.05160 : 1	1,100	30	HPG	36,141	36,323	23,800	(35.4)	25	18/10/2022
153 CSTB2206	2.00000 : 1	2,390	20	STB	37,500	37,540	23,750	(36.2)	8	23/09/2022
154 CKDH2201	7.26900 : 1	1,500	10	KDH	55,988	56,061	35,500	(36.4)	14	03/10/2022
155 CHPG2201	7.56450 : 1	1,300	20	HPG	37,570	37,721	23,800	(37.8)	26	19/10/2022
156 CVIC2201	16.00000 : 1	1,500	20	VIC	103,979	104,299	64,400	(39.2)	4	19/09/2022
157 CHPG2207	2.26940 : 1	2,200	10	HPG	38,957	38,980	23,800	(39.8)	8	23/09/2022
158 CHPG2203	3.02580 : 1	2,200	20	HPG	38,957	39,018	23,800	(39.9)	3	16/09/2022
159 CHPG2202	7.56450 : 1	1,100	20	HPG	40,764	40,915	23,800	(42.7)	4	19/09/2022

Source: Bloomberg, Fiinpro, KIS

CW: Covered warrant, Sort by % Premium

Global Disclaimer

■ General

This research report and marketing materials for Vietnamese securities are originally prepared and issued by the Research Center of KIS Vietnam Securities Corp., an organization licensed with the State Securities Commission of Vietnam. The analyst(s) who participated in preparing and issuing this research report and marketing materials is/are licensed and regulated by the State Securities Commission of Vietnam in Vietnam only. This report and marketing materials are copyrighted and may not be copied, redistributed, forwarded or altered in any way without the consent of KIS Vietnam Securities Corp..

This research report and marketing materials are for information purposes only. They are not and should not be construed as an offer or solicitation of an offer to purchase or sell any securities or other financial instruments or to participate in any trading strategy. This research report and marketing materials do not provide individually tailored investment advice. This research report and marketing materials do not take into account individual investor circumstances, objectives or needs, and are not intended as recommendations of particular securities, financial instruments or strategies to any particular investor. The securities and other financial instruments discussed in this research report and marketing materials may not be suitable for all investors. The recipient of this research report and marketing materials must make their own independent decisions regarding any securities or financial instruments mentioned herein and investors should seek the advice of a financial adviser. KIS Vietnam Securities Corp. does not undertake that investors will obtain any profits, nor will it share with investors any investment profits. KIS Vietnam Securities Corp., its affiliates, or their affiliates and directors, officers, employees or agents of each of them disclaim any and all responsibility or liability whatsoever for any loss (director consequential) or damage arising out of the use of all or any part of this report or its contents or otherwise arising in connection therewith. Information and opinions contained herein are subject to change without notice and may differ or be contrary to opinions expressed by other business areas or KIS Vietnam Securities Corp. The final investment decision is based on the client's judgment, and this research report and marketing materials cannot be used as evidence in any legal dispute related to investment decisions.

■ Country-specific disclaimer

United States: This report is distributed in the U.S. by Korea Investment & Securities America, Inc., a member of FINRA/SIPC, and is only intended for major U.S. institutional investors as defined in Rule 15a-6(a)(2) under the U.S. Securities Exchange Act of 1934. All U.S. persons that receive this document by their acceptance thereof represent and warrant that they are a major U.S. institutional investor and have not received this report under any express or implied understanding that they will direct commission income to Korea Investment & Securities, Co., Ltd. or its affiliates. Pursuant to Rule 15a-6(a)(3), any U.S. recipient of this document wishing to effect a transaction in any securities discussed herein should contact and place orders with Korea Investment & Securities America, Inc., which accepts responsibility for the contents of this report in the U.S. The securities described in this report may not have been registered under the U.S. Securities Act of 1933, as amended, and, in such case, may not be offered or sold in the U.S. or to U.S. person absent registration or an applicable exemption from the registration requirement.

United Kingdom: This report is not an invitation nor is it intended to be an inducement to engage in investment activity for the purpose of section 21 of the Financial Services and Markets Act 2000 of the United Kingdom ("FSMA"). To the extent that this report does constitute such an invitation or inducement, it is directed only at (i) persons who are investment professionals within the meaning of Article 19(5) of the Financial Services and Markets Act 2000 (Financial Promotion) Order 2005 (as amended) of the United Kingdom (the "Financial Promotion Order"); (ii) persons who fall within Articles 49(2)(a) to (d) ("high net worth companies, unincorporated associations etc.") of the Financial Promotion Order; and (iii) any other persons to whom this report can, for the purposes of section 21 of FSMA, otherwise lawfully be made (all such persons together being referred to as "relevant persons"). Any investment or investment activity to which this report relates is available only to relevant persons and will be engaged in only with relevant persons. Persons who are not relevant persons must not act or rely on this report.

Hong Kong: This research report and marketing materials may be distributed in Hong Kong to institutional clients by Korea Investment & Securities Asia Limited (KISA), a Hong Kong representative subsidiary of Korea Investment & Securities Co., Ltd., and may not otherwise be distributed to any other party. KISA provides equity sales service to institutional clients in Hong Kong for Korean securities under its sole discretion, and is thus solely responsible for provision of the aforementioned equity selling activities in Hong Kong. All requests by and correspondence with Hong Kong investors involving securities discussed in this report and marketing materials must be effected through KISA, which is registered with The Securities & Futures Commission (SFC) of Hong Kong. Korea Investment & Securities Co., Ltd. is not a registered financial institution under Hong Kong's SFC.

Singapore: This report is provided pursuant to the financial advisory licensing exemption under Regulation 27(1)(e) of the Financial Advisers Regulation of Singapore and accordingly may only be provided to persons in Singapore who are "institutional investors" as defined in Section 4A of the Securities and Futures Act, Chapter 289 of Singapore. This report is intended only for the person to whom Korea Investment & Securities Co., Ltd. has provided this report and such person may not send, forward or transmit in any way this report or any copy of this report to any other person. Please contact Korea Investment & Securities Singapore Pte Ltd in respect of any matters arising from, or in connection with, the analysis or report (Contact Number: 65 6501 5600).

Copyright © 2022 KIS Vietnam Securities Corp. All rights reserved. No part of this report may be reproduced or distributed in any manner without permission of KIS Vietnam Securities Corp.