

# Trading interest keeps focusing to HPG and STB CWs

## Market overview

Last week, trading activity dropped across the covered warrant market due to the holiday. Particularly, trading volume was 97mn shares, approximately VND78bn. With trading value by underlying asset, covered warrants which have STB as the underlying asset attracted the most of trading interest, followed by HPG and FPT. By tickers, CFPT2207 (-4.8%) continued to have the highest trading value, followed by CSTB2212 (-10.1%) and CSTB2210 (-19.2%).

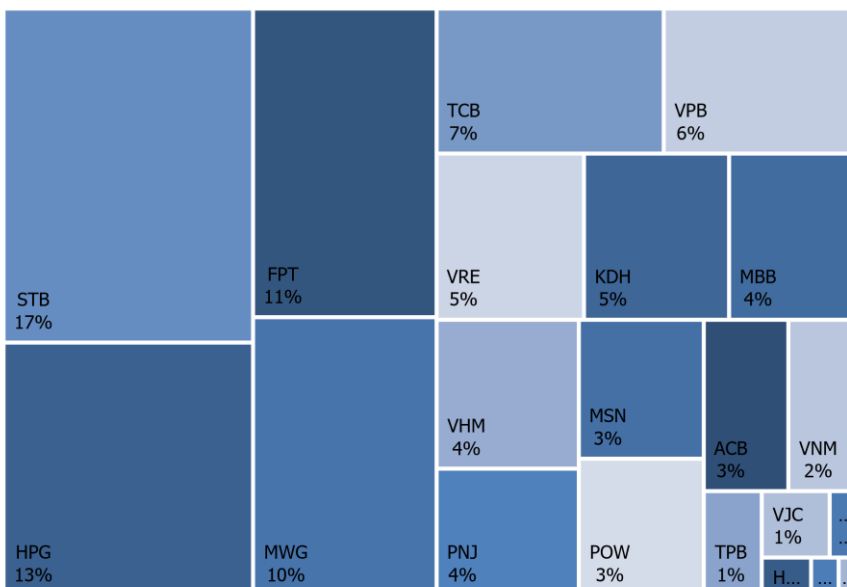
## Foreign trading activity

Similar to domestic trading activity, foreign trading activity also dropped. However, selling pressure and market demand has started to enter the balance phase. Net sell value was VND0.2bn. By underlying asset, covered warrants which have HPG as the underlying asset absorbed the highest trading value from foreigners, accounting for 25% of foreign trading value, followed by STB and KDH.

By tickers, CMSN2206 (5.2%), CVHM2209 (-5.9%), and CPOW2204 (-2.7%) attracted most of foreign demand whilst large sell orders were placed on CHPG2215 (-7.8%), CSTB2215 (-5.0%), and CHPG2212 (-15.2%).

*Note: The covered warrant market is commonly used for short-term trading which means volatility level is extremely high. Notably, covered warrant has the positive correlation with its underlying, the short-term fluctuation in the underlying price could lead to the big move in covered warrant.*

**Figure 1. CW trading value by underlying asset**



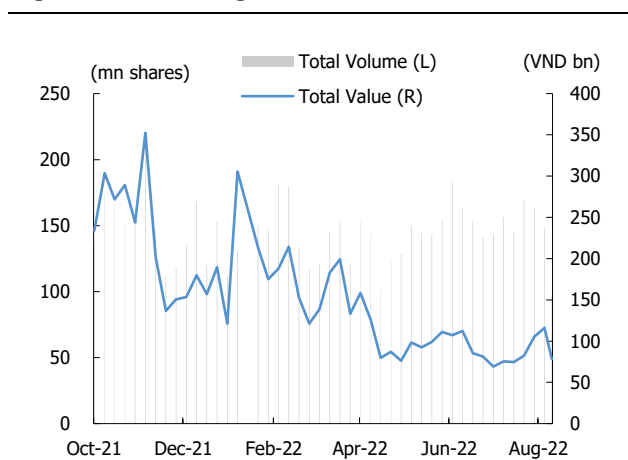
Source: FiinPro, KIS

**Table 1. Market overview**

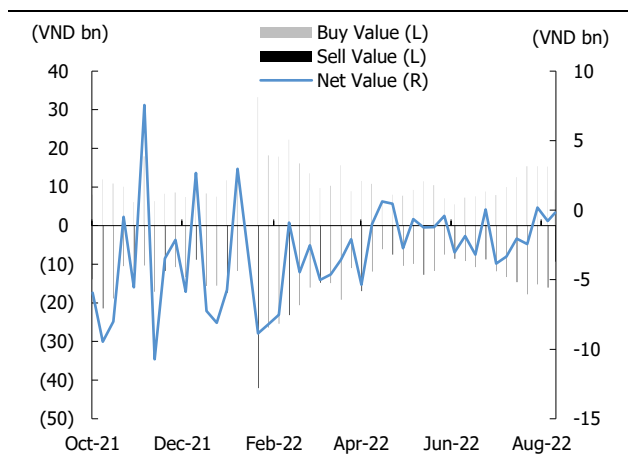
Number of CW	136
Trading volume (share mn)	97
Trading value (VND bn)	78
Increasing CW	18
Decreasing CW	94
Unchanged CW	15

Source: Fiinpro, KIS

**Dang Le**  
dang.lh@kisvn.vn

**Figure 2. CW trading value and volume**

Source: FiinPro, KIS

**Figure 3. Weekly net foreign buy/sell**

Source: FiinPro, KIS

**Table 3. Top 10 foreign net buys**

(VND, %WoW, VND bn)

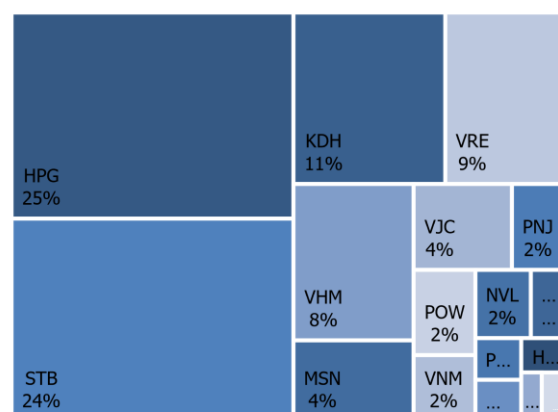
Ticker	Last Trading Date	Price	% Chg	Buy	Sell	Net
CMSN2206	03/01/2023	610	5.2	535	51	484
CVHM2209	27/12/2022	320	(5.9)	646	243	403
CPOW2204	28/03/2023	730	(2.7)	770	561	208
CVNM2207	28/03/2023	1,250	(3.1)	203	11	191
CVJC2203	27/12/2022	680	(6.8)	302	210	92
CPOW2202	15/11/2022	160	(11.1)	79	44	35
CMSN2205	27/12/2022	980	5.4	32	-	32
CMWG2208	26/12/2022	2,680	(14.6)	25	1	24
CVNM2204	07/10/2022	680	(9.3)	12	-	12
CVNM2201	21/09/2022	70	(30.0)	28	18	11

Source: FiinPro, KIS  
Data as of 29-31 Aug 2022**Table 2. Top 10 trading value**

(VND, %WoW, VND, VND bn)

Ticker	Last Trading Date	Price	% Chg	Trading value
CFPT2207	12/12/2022	3,550	(4.8)	4.47
CSTB2212	31/10/2022	1,240	(10.1)	3.59
CSTB2210	11/07/2022	590	(19.2)	2.61
CVPB2208	12/12/2022	2,240	4.7	2.24
CVRE2211	28/03/2023	670	(11.8)	2.06
CHPG2215	28/03/2023	590	(7.8)	1.96
CHPG2216	26/12/2022	2,250	(9.3)	1.96
CTCB2208	26/12/2022	2,770	(14.2)	1.96
CMWG2205	11/07/2022	1,000	3.1	1.89
CMWG2201	20/09/2022	1,460	4.3	1.84

Source: FiinPro, KIS

**Figure 4. Foreign trading by underlying asset**

Source: FiinPro, KIS

**Table 4. Top 10 foreign net sells**

(VND, %WoW, VND bn)

Ticker	Last Trading Date	Price	% Chg	Buy	Sell	Net
CHPG2215	28/03/2023	590	(7.8)	313	1,575	(1,262)
CSTB2215	28/03/2023	1,330	(5.0)	151	1,239	(1,088)
CHPG2212	27/12/2022	280	(15.2)	71	1,125	(1,054)
CVRE2211	28/03/2023	670	(11.8)	719	1,344	(625)
CSTB2213	03/01/2023	560	(8.2)	264	734	(470)
CHPG2214	03/01/2023	270	(10.0)	205	578	(373)
CNVL2205	27/12/2022	840	5.0	9	243	(234)
CSTB2211	27/12/2022	600	(6.3)	551	723	(172)
CPNJ2203	03/10/2022	770	(3.8)	-	163	(163)
CKDH2209	28/03/2023	1,190	(7.8)	809	924	(116)

Source: FiinPro, KIS  
Data as of 29-31 Aug 2022

Table 5. Covered warrant statistic by VN30 constituent

(VND bn, %, Shares)

Underlying asset	Name	Industry	Market Cap	Foreign ownership	CW number	CW market cap	CW trading value	CW trading volume
ACB	Asia Commercial Bank	Financials	82,747	30.0	4	19	1.8	1,887,000
BID	BIDV	Financials	199,812	16.9	-	-	-	-
BVH	Bao Viet Group	Financials	44,242	26.5	-	-	-	-
CTG	VietinBank	Financials	134,321	26.8	-	-	-	-
FPT	FPT Corp	Information Technology	94,564	49.0	5	35	7.1	3,884,300
GAS	PetroVietnam Gas	Utilities	222,784	3.0	-	-	-	-
GVR	Viet Nam Rubber Group	Materials	104,800	0.5	-	-	-	-
HDB	HDBank	Financials	53,122	17.8	6	15	0.2	1,027,100
HPG	Hoa Phat Group	Materials	138,973	20.5	13	35	7.8	18,777,700
KDH	Khang Dien House	Real Estate	26,379	31.9	7	15	3.0	3,024,300
MBB	MBBank	Financials	107,002	23.2	7	31	2.7	3,101,600
MSN	Masan Group	Consumer Staples	164,440	28.9	9	28	2.2	5,081,200
MWG	Mobile World Investment	Consumer Discretionary	106,119	49.0	7	37	6.4	5,601,400
NVL	Novaland	Real Estate	158,911	5.8	7	16	0.3	498,600
PDR	Phat Dat Real Estate	Real Estate	36,873	2.6	4	6	0.1	334,300
PLX	Petrolimex	Energy	53,238	17.2	-	-	-	-
POW	PV Power	Utilities	32,786	2.4	4	11	2.1	5,199,000
SAB	SABECO	Consumer Staples	120,561	62.8	-	-	-	-
SSI	SSI Securities Corp.	Financials	35,293	35.5	-	-	-	-
STB	Sacombank	Financials	46,565	22.9	11	41	10.4	15,336,500
TCB	Techcombank	Financials	135,521	22.5	7	34	4.1	3,638,300
TPB	Tien Phong Bank	Financials	44,289	30.0	4	21	0.8	941,900
VCB	Vietcombank	Financials	390,906	23.5	-	-	-	-
VHM	Vinhomes	Real Estate	265,616	23.2	9	23	2.6	6,878,600
VIB	VIBBank	Financials	51,743	20.5	-	-	-	-
VIC	VinGroup	Real Estate	244,092	12.0	4	1	0.1	1,681,400
VJC	Vietjet Air	Industrials	64,993	16.6	3	6	0.6	862,400
VNM	Vinamilk	Consumer Staples	161,972	54.9	5	12	1.5	2,688,800
VPB	VPBank	Financials	140,082	17.4	6	23	3.5	3,162,900
VRE	Vincom Retail	Real Estate	62,602	31.3	9	27	3.1	5,159,000

Source: Bloomberg, Fiinpro, KIS

CW: Covered warrant

Table 6. Trading Covered warrant on HSX

(VND, %)

No	CW Code	Covered Warrant			Underlying asset				% Premium	Time to maturity	Last Trading Date
		Executive ratio	Issue price	Closing price	Underlying	Exercise price	Breakeven price	Closing price			
1	CPNJ2201	7.91370 : 1	2,300	2,540	PNJ	94,469	114,570	114,800	0.9	8	16/09/2022
2	CPNJ2202	24.87070 : 1	1,200	670	PNJ	99,482	116,145	114,800	(0.5)	18	30/09/2022
3	CMWG2201	4.97110 : 1	2,600	1,360	MWG	66,861	73,622	74,000	(0.6)	8	16/09/2022
4	CMBB2206	8.33330 : 1	1,000	660	MBB	18,518	24,018	23,750	(1.7)	18	30/09/2022
5	CMWG2204	4.97110 : 1	3,000	640	MWG	72,080	75,262	74,000	(2.7)	21	05/10/2022
6	CVNM2204	9.67170 : 1	1,500	810	VNM	70,603	78,437	75,500	(2.8)	21	05/10/2022
7	CMWG2203	3.47980 : 1	1,990	490	MWG	73,571	75,276	74,000	(2.8)	13	23/09/2022
8	CTPB2203	10.00000 : 1	1,000	600	TPB	22,999	28,999	28,000	(3.4)	36	26/10/2022
9	CFPT2201	6.52800 : 1	2,100	520	FPT	86,492	89,887	86,600	(3.7)	8	16/09/2022
10	CMSN2208	14.89040 : 1	2,400	1,100	MSN	104,233	120,612	114,500	(5.8)	21	05/10/2022
11	CMBB2201	1.66670 : 1	2,700	390	MBB	24,583	25,233	23,750	(6.5)	8	16/09/2022
12	CNVL2204	16.00000 : 1	1,000	120	NVL	85,999	87,919	81,900	(7)	8	16/09/2022
13	CFPT2207	5.93100 : 1	3,000	3,470	FPT	74,138	94,719	86,600	(8.6)	68	09/12/2022
14	CVNM2206	8.70450 : 1	1,950	680	VNM	77,737	83,656	75,500	(8.8)	29	17/10/2022
15	CVPB2208	3.00000 : 1	3,000	2,190	VPB	28,000	34,570	31,800	(9.0)	68	09/12/2022
16	CPOW2205	1.00000 : 1	1,000	1,550	POW	13,900	15,450	14,000	(9.3)	91	11/01/2023
17	CVNM2205	15.47470 : 1	1,000	450	VNM	77,372	84,336	75,500	(9.6)	30	18/10/2022
18	CHDB2205	5.00000 : 1	1,000	400	HDB	27,111	29,111	26,700	(9.6)	30	18/10/2022
19	CHDB2207	3.00000 : 1	2,500	1,560	HDB	24,500	29,180	26,700	(9.8)	64	05/12/2022
20	CMSN2210	8.00000 : 1	1,000	1,240	MSN	116,000	125,920	114,500	(9.8)	91	11/01/2023
21	CKDH2208	4.54310 : 1	2,400	1,250	KDH	35,891	41,570	37,000	(9.8)	64	05/12/2022
22	CPNJ2203	24.87070 : 1	1,300	760	PNJ	109,430	128,332	114,800	(10.0)	83	30/12/2022
23	CMBB2207	8.33330 : 1	1,000	800	MBB	19,547	26,214	23,750	(10.0)	83	30/12/2022
24	CFPT2204	8.15960 : 1	2,900	1,210	FPT	86,492	96,365	86,600	(10.2)	64	05/12/2022
25	CMBB2208	1.66670 : 1	3,000	2,280	MBB	22,500	26,300	23,750	(10.3)	78	23/12/2022
26	CSTB2214	2.00000 : 1	1,630	2,340	STB	23,000	27,680	24,800	(10.3)	87	05/01/2023
27	CACB2203	2.40190 : 1	2,500	450	ACB	26,421	27,502	24,650	(10.5)	29	17/10/2022
28	CMWG2207	5.96520 : 1	3,090	1,230	MWG	74,565	81,902	74,000	(10.6)	43	04/11/2022
29	CMSN2204	9.92690 : 1	1,900	1,160	MSN	115,649	127,164	114,500	(10.7)	43	04/11/2022
30	CMWG2205	4.97110 : 1	2,200	950	MWG	77,300	82,023	74,000	(10.8)	43	04/11/2022
31	CACB2204	1.60130 : 1	2,500	1,000	ACB	26,021	27,622	24,650	(10.9)	43	04/11/2022
32	CACB2205	2.00000 : 1	3,000	1,850	ACB	24,000	27,700	24,650	(11.2)	68	09/12/2022
33	CNVL2203	5.00000 : 1	2,150	20	NVL	92,500	92,600	81,900	(11)	13	23/09/2022
34	CSTB2211	8.00000 : 1	1,000	590	STB	23,333	28,053	24,800	(11.5)	78	23/12/2022
35	CTPB2204	10.00000 : 1	1,000	780	TPB	23,888	31,688	28,000	(11.6)	143	24/03/2023
36	CTCB2209	3.00000 : 1	3,000	3,370	TCB	34,000	44,110	38,950	(11.8)	78	23/12/2022
37	CFPT2205	5.93100 : 1	1,000	1,050	FPT	91,931	98,159	86,600	(11.8)	91	11/01/2023
38	CVRE2212	2.00000 : 1	1,000	990	VRE	30,000	31,980	27,700	(11.9)	91	11/01/2023
39	CMWG2208	8.00000 : 1	3,000	2,510	MWG	63,000	83,080	74,000	(11.9)	78	23/12/2022
40	CHPG2216	3.00000 : 1	3,000	2,490	HPG	19,000	26,470	23,000	(12.0)	78	23/12/2022
41	CMSN2202	8.27580 : 1	2,220	310	MSN	126,620	129,185	114,500	(12.0)	21	05/10/2022
42	CVNM2201	15.22040 : 1	1,200	80	VNM	85,603	86,821	75,500	(12.1)	9	19/09/2022
43	CSTB2212	2.00000 : 1	3,000	1,140	STB	26,000	28,280	24,800	(12.2)	38	28/10/2022
44	CVPB2207	2.00000 : 1	1,200	1,450	VPB	33,000	35,900	31,800	(12.4)	91	11/01/2023
45	CTPB2205	2.00000 : 1	4,000	2,000	TPB	28,000	32,000	28,000	(12.5)	68	09/12/2022
46	CNVL2207	10.00000 : 1	1,270	1,000	NVL	84,000	94,000	81,900	(12.6)	87	05/01/2023
47	CVRE2210	4.00000 : 1	2,300	870	VRE	28,800	32,280	27,700	(12.7)	64	05/12/2022

48	CFPT2206	4.94250	: 1	1,000	1,770	FPT	90,943	99,691	86,600	(13.2)	68	09/12/2022
49	CSTB2215	5.00000	: 1	1,100	1,300	STB	22,222	28,722	24,800	(13.6)	143	24/03/2023
50	CMBB2204	1.66670	: 1	2,200	890	MBB	25,833	27,316	23,750	(13.6)	43	04/11/2022
51	CMSN2205	19.85390	: 1	1,200	930	MSN	113,146	131,610	114,500	(13.7)	78	23/12/2022
52	CSTB2213	8.00000	: 1	1,000	540	STB	24,444	28,764	24,800	(13.7)	83	30/12/2022
53	CACB2201	3.20260	: 1	1,500	50	ACB	28,423	28,583	24,650	(13.9)	8	16/09/2022
54	CNVL2205	16.00000	: 1	1,100	850	NVL	81,888	95,488	81,900	(13.9)	78	23/12/2022
55	CTCB2208	2.00000	: 1	4,000	2,680	TCB	40,000	45,360	38,950	(14.2)	78	23/12/2022
56	CVNM2207	15.47470	: 1	1,100	1,310	VNM	68,668	88,940	75,500	(14.2)	143	24/03/2023
57	CPNJ2205	6.00000	: 1	1,100	970	PNJ	129,000	134,820	114,800	(14.3)	91	11/01/2023
58	CNVL2201	20.00000	: 1	1,100	100	NVL	93,979	95,979	81,900	(14.4)	19	03/10/2022
59	CTCB2206	4.00000	: 1	1,700	520	TCB	43,500	45,580	38,950	(14.6)	43	04/11/2022
60	CKDH2210	4.00000	: 1	3,000	1,240	KDH	39,000	43,960	37,000	(14.7)	78	23/12/2022
61	CTCB2207	3.00000	: 1	1,000	900	TCB	43,000	45,700	38,950	(14.9)	91	11/01/2023
62	CTCB2204	5.00000	: 1	2,400	150	TCB	45,000	45,750	38,950	(15.0)	21	05/10/2022
63	CVRE2208	2.00000	: 1	2,300	610	VRE	32,000	33,220	27,700	(15.2)	43	04/11/2022
64	CHDB2201	5.00000	: 1	1,500	20	HDB	30,999	31,099	26,700	(15.3)	9	19/09/2022
65	CHDB2208	5.00000	: 1	1,100	1,420	HDB	23,999	31,099	26,700	(15.3)	143	24/03/2023
66	CVJC2203	20.00000	: 1	1,400	650	VJC	131,131	144,131	121,600	(15.5)	78	23/12/2022
67	CVPB2201	5.00000	: 1	1,300	50	VPB	37,000	37,250	31,800	(15.6)	8	16/09/2022
68	CPDR2204	16.00000	: 1	1,000	460	PDR	57,979	65,339	55,200	(15.7)	83	30/12/2022
69	CKDH2209	7.26900	: 1	1,200	1,130	KDH	36,344	44,558	37,000	(15.9)	143	24/03/2023
70	CVRE2204	5.00000	: 1	1,000	110	VRE	33,000	33,550	27,700	(16.0)	21	05/10/2022
71	CVPB2204	16.00000	: 1	1,000	410	VPB	30,888	37,448	31,800	(16.0)	48	11/11/2022
72	CPDR2205	16.00000	: 1	1,000	790	PDR	52,999	65,639	55,200	(16.1)	143	24/03/2023
73	CSTB2202	2.00000	: 1	2,700	50	STB	29,500	29,600	24,800	(16.1)	8	16/09/2022
74	CNVL2206	16.00000	: 1	1,000	880	NVL	83,999	98,079	81,900	(16.2)	83	30/12/2022
75	CSTB2210	2.00000	: 1	2,000	560	STB	28,500	29,620	24,800	(16.2)	43	04/11/2022
76	CMBB2205	1.66670	: 1	3,000	910	MBB	26,667	28,184	23,750	(16)	38	28/10/2022
77	CVRE2209	8.00000	: 1	1,000	350	VRE	30,888	33,688	27,700	(16.4)	78	23/12/2022
78	CVPB2205	4.00000	: 1	2,100	50	VPB	37,500	37,700	31,800	(16.6)	8	16/09/2022
79	CHDB2204	2.00000	: 1	1,700	60	HDB	31,500	31,620	26,700	(16.7)	13	23/09/2022
80	CPDR2203	10.00000	: 1	1,100	20	PDR	65,999	66,199	55,200	(16.8)	8	16/09/2022
81	CVRE2211	8.00000	: 1	1,000	630	VRE	28,888	33,928	27,700	(16.9)	143	24/03/2023
82	CVHM2208	8.00000	: 1	1,200	480	VHM	69,000	72,840	61,000	(17.1)	43	04/11/2022
83	CNVL2208	16.00000	: 1	1,200	1,200	NVL	79,999	99,199	81,900	(17.1)	143	24/03/2023
84	CSTB2201	5.00000	: 1	1,500	20	STB	29,888	29,988	24,800	(17)	9	19/09/2022
85	CVRE2201	4.00000	: 1	1,200	20	VRE	34,000	34,080	27,700	(17)	8	16/09/2022
86	CVHM2207	7.77300	: 1	2,000	270	VHM	70,929	73,028	61,000	(17.3)	29	17/10/2022
87	CMSN2209	19.85390	: 1	1,400	1,310	MSN	111,413	137,422	114,500	(17.3)	143	24/03/2023
88	CHPG2213	2.26940	: 1	4,000	820	HPG	26,476	28,337	23,000	(17.8)	38	28/10/2022
89	CVRE2207	8.00000	: 1	1,000	130	VRE	33,333	34,373	27,700	(18.0)	30	18/10/2022
90	CTCB2205	5.00000	: 1	2,300	320	TCB	46,500	48,100	38,950	(19.1)	29	17/10/2022
91	CMSN2201	16.55160	: 1	2,000	10	MSN	140,688	140,854	114,500	(19.3)	9	19/09/2022
92	CVJC2204	20.00000	: 1	1,500	860	VJC	133,979	151,179	121,600	(19.4)	143	24/03/2023
93	CMSN2207	9.92690	: 1	1,940	1,340	MSN	128,058	141,360	114,500	(19.6)	87	05/01/2023
94	CSTB2208	5.00000	: 1	1,100	160	STB	30,111	30,911	24,800	(19.7)	30	18/10/2022
95	CVPB2206	2.00000	: 1	3,000	620	VPB	38,000	39,240	31,800	(19.9)	43	04/11/2022
96	CVHM2209	15.54610	: 1	1,000	350	VHM	69,979	75,420	61,000	(19.9)	78	23/12/2022
97	CVHM2212	5.00000	: 1	3,000	2,110	VHM	65,000	75,550	61,000	(20.1)	68	09/12/2022
98	CHDB2206	8.00000	: 1	1,000	370	HDB	29,999	32,959	26,700	(20.1)	83	30/12/2022

99	CHPG2217	2.00000	: 1	3,000	2,100	HPG	25,000	29,200	23,000	(20.2)	78	23/12/2022
100	CKDH2207	3.63450	: 1	1,700	440	KDH	45,431	47,030	37,000	(20.3)	43	04/11/2022
101	CPOW2204	5.00000	: 1	1,000	720	POW	13,979	17,579	14,000	(20.3)	143	24/03/2023
102	CMBB2203	1.66670	: 1	1,900	50	MBB	29,583	29,666	23,750	(20.4)	13	23/09/2022
103	CHPG2215	10.00000	: 1	1,000	630	HPG	22,999	29,299	23,000	(20.5)	143	24/03/2023
104	CVHM2211	16.00000	: 1	1,000	690	VHM	64,999	76,039	61,000	(20.6)	143	24/03/2023
105	CMSN2206	19.85390	: 1	1,000	610	MSN	132,359	144,470	114,500	(21.4)	83	30/12/2022
106	CVRE2206	5.00000	: 1	1,100	130	VRE	35,555	36,205	27,700	(22.2)	30	18/10/2022
107	CKDH2206	7.26900	: 1	1,100	10	KDH	48,156	48,229	37,000	(22.3)	8	16/09/2022
108	CVJC2202	20.00000	: 1	1,100	20	VJC	156,789	157,189	121,600	(22.5)	8	16/09/2022
109	CHPG2212	7.56450	: 1	1,000	300	HPG	27,829	30,098	23,000	(22.6)	78	23/12/2022
110	CVIC2206	10.00000	: 1	1,900	40	VIC	82,500	82,900	63,700	(22.8)	8	16/09/2022
111	CMWG2206	4.97110	: 1	2,590	1,450	MWG	88,060	95,268	74,000	(23.2)	87	05/01/2023
112	CHPG2208	3.78230	: 1	2,500	120	HPG	30,258	30,712	23,000	(24.2)	21	05/10/2022
113	CSTB2209	3.00000	: 1	2,400	290	STB	32,000	32,870	24,800	(24.5)	29	17/10/2022
114	CPNJ2204	10.00000	: 1	2,090	1,030	PNJ	143,000	153,300	114,800	(24.6)	87	05/01/2023
115	CHPG2214	7.56450	: 1	1,000	300	HPG	28,744	31,013	23,000	(24.9)	83	30/12/2022
116	CPOW2202	5.00000	: 1	1,000	150	POW	17,999	18,749	14,000	(25.3)	48	11/11/2022
117	CVIC2203	10.00000	: 1	1,200	80	VIC	86,000	86,800	63,700	(26.3)	21	05/10/2022
118	CVIC2205	16.00000	: 1	1,100	70	VIC	86,666	87,786	63,700	(27)	30	18/10/2022
119	CVHM2206	4.85820	: 1	1,790	30	VHM	83,560	83,706	61,000	(27.9)	13	23/09/2022
120	CVHM2210	16.00000	: 1	1,000	250	VHM	79,999	83,999	61,000	(28.1)	83	30/12/2022
121	CKDH2205	2.72590	: 1	1,750	20	KDH	52,700	52,755	37,000	(28.9)	13	23/09/2022
122	CVHM2201	15.54610	: 1	1,300	10	VHM	85,191	85,346	61,000	(29.3)	9	19/09/2022
123	CTCB2201	4.00000	: 1	2,100	20	TCB	55,000	55,080	38,950	(29.4)	8	16/09/2022
124	CHPG2211	3.02580	: 1	2,400	100	HPG	33,662	33,965	23,000	(31.4)	29	17/10/2022
125	CKDH2201	7.26900	: 1	1,500	10	KDH	55,988	56,061	37,000	(33.1)	19	03/10/2022
126	CVHM2202	7.77300	: 1	1,700	30	VHM	90,362	90,595	61,000	(33.4)	8	16/09/2022
127	CTPB2201	4.00000	: 1	1,800	20	TPB	42,000	42,080	28,000	(33.5)	9	19/09/2022
128	CPDR2201	3.66550	: 1	3,000	20	PDR	83,084	83,157	55,200	(33.8)	19	03/10/2022
129	CSTB2206	2.00000	: 1	2,390	20	STB	37,500	37,540	24,800	(33.9)	13	23/09/2022
130	CHPG2210	6.05160	: 1	1,100	30	HPG	36,141	36,323	23,000	(35.9)	30	18/10/2022
131	CHPG2201	7.56450	: 1	1,300	40	HPG	37,570	37,873	23,000	(38.5)	31	19/10/2022
132	CVIC2201	16.00000	: 1	1,500	20	VIC	103,979	104,299	63,700	(38.7)	9	19/09/2022
133	CHPG2203	3.02580	: 1	2,200	20	HPG	38,957	39,018	23,000	(40.3)	8	16/09/2022
134	CHPG2207	2.26940	: 1	2,200	30	HPG	38,957	39,025	23,000	(40.3)	13	23/09/2022
135	CHPG2202	7.56450	: 1	1,100	30	HPG	40,764	40,991	23,000	(43.2)	9	19/09/2022

Source: Bloomberg, Fiinpro, KIS

CW: Covered warrant, Sort by % Premium

## Global Disclaimer

### ■ General

This research report and marketing materials for Vietnamese securities are originally prepared and issued by the Research Center of KIS Vietnam Securities Corp., an organization licensed with the State Securities Commission of Vietnam. The analyst(s) who participated in preparing and issuing this research report and marketing materials is/are licensed and regulated by the State Securities Commission of Vietnam in Vietnam only. This report and marketing materials are copyrighted and may not be copied, redistributed, forwarded or altered in any way without the consent of KIS Vietnam Securities Corp..

This research report and marketing materials are for information purposes only. They are not and should not be construed as an offer or solicitation of an offer to purchase or sell any securities or other financial instruments or to participate in any trading strategy. This research report and marketing materials do not provide individually tailored investment advice. This research report and marketing materials do not take into account individual investor circumstances, objectives or needs, and are not intended as recommendations of particular securities, financial instruments or strategies to any particular investor. The securities and other financial instruments discussed in this research report and marketing materials may not be suitable for all investors. The recipient of this research report and marketing materials must make their own independent decisions regarding any securities or financial instruments mentioned herein and investors should seek the advice of a financial adviser. KIS Vietnam Securities Corp. does not undertake that investors will obtain any profits, nor will it share with investors any investment profits. KIS Vietnam Securities Corp., its affiliates, or their affiliates and directors, officers, employees or agents of each of them disclaim any and all responsibility or liability whatsoever for any loss (director consequential) or damage arising out of the use of all or any part of this report or its contents or otherwise arising in connection therewith. Information and opinions contained herein are subject to change without notice and may differ or be contrary to opinions expressed by other business areas or KIS Vietnam Securities Corp. The final investment decision is based on the client's judgment, and this research report and marketing materials cannot be used as evidence in any legal dispute related to investment decisions.

### ■ Country-specific disclaimer

**United States:** This report is distributed in the U.S. by Korea Investment & Securities America, Inc., a member of FINRA/SIPC, and is only intended for major U.S. institutional investors as defined in Rule 15a-6(a)(2) under the U.S. Securities Exchange Act of 1934. All U.S. persons that receive this document by their acceptance thereof represent and warrant that they are a major U.S. institutional investor and have not received this report under any express or implied understanding that they will direct commission income to Korea Investment & Securities, Co., Ltd. or its affiliates. Pursuant to Rule 15a-6(a)(3), any U.S. recipient of this document wishing to effect a transaction in any securities discussed herein should contact and place orders with Korea Investment & Securities America, Inc., which accepts responsibility for the contents of this report in the U.S. The securities described in this report may not have been registered under the U.S. Securities Act of 1933, as amended, and, in such case, may not be offered or sold in the U.S. or to U.S. person absent registration or an applicable exemption from the registration requirement.

**United Kingdom:** This report is not an invitation nor is it intended to be an inducement to engage in investment activity for the purpose of section 21 of the Financial Services and Markets Act 2000 of the United Kingdom ("FSMA"). To the extent that this report does constitute such an invitation or inducement, it is directed only at (i) persons who are investment professionals within the meaning of Article 19(5) of the Financial Services and Markets Act 2000 (Financial Promotion) Order 2005 (as amended) of the United Kingdom (the "Financial Promotion Order"); (ii) persons who fall within Articles 49(2)(a) to (d) ("high net worth companies, unincorporated associations etc.") of the Financial Promotion Order; and (iii) any other persons to whom this report can, for the purposes of section 21 of FSMA, otherwise lawfully be made (all such persons together being referred to as "relevant persons"). Any investment or investment activity to which this report relates is available only to relevant persons and will be engaged in only with relevant persons. Persons who are not relevant persons must not act or rely on this report.

**Hong Kong:** This research report and marketing materials may be distributed in Hong Kong to institutional clients by Korea Investment & Securities Asia Limited (KISA), a Hong Kong representative subsidiary of Korea Investment & Securities Co., Ltd., and may not otherwise be distributed to any other party. KISA provides equity sales service to institutional clients in Hong Kong for Korean securities under its sole discretion, and is thus solely responsible for provision of the aforementioned equity selling activities in Hong Kong. All requests by and correspondence with Hong Kong investors involving securities discussed in this report and marketing materials must be effected through KISA, which is registered with The Securities & Futures Commission (SFC) of Hong Kong. Korea Investment & Securities Co., Ltd. is not a registered financial institution under Hong Kong's SFC.

**Singapore:** This report is provided pursuant to the financial advisory licensing exemption under Regulation 27(1)(e) of the Financial Advisers Regulation of Singapore and accordingly may only be provided to persons in Singapore who are "institutional investors" as defined in Section 4A of the Securities and Futures Act, Chapter 289 of Singapore. This report is intended only for the person to whom Korea Investment & Securities Co., Ltd. has provided this report and such person may not send, forward or transmit in any way this report or any copy of this report to any other person. Please contact Korea Investment & Securities Singapore Pte Ltd in respect of any matters arising from, or in connection with, the analysis or report (Contact Number: 65 6501 5600).

Copyright © 2022 KIS Vietnam Securities Corp. All rights reserved. No part of this report may be reproduced or distributed in any manner without permission of KIS Vietnam Securities Corp.