

# Trading interest shifts to HPG and STB

## Market overview

Last week, trading activity decreased slightly across the covered warrant market. Particularly, trading volume was 145mn shares, approximately VND75bn. With trading value by underlying asset, covered warrants which have HPG as the underlying asset attracted the most of trading interest, followed by STB and POW. By tickers, CHPG2212 (19%) had the highest trading value, followed by CSTB2212 (-2.5%) and CHPG2213 (6.6%).

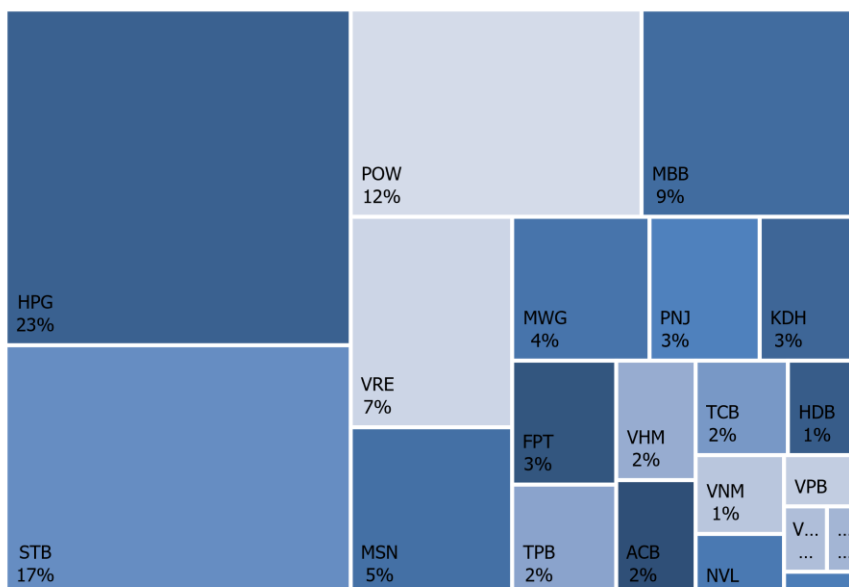
## Foreign trading activity

Foreign trading activity kept increasing in both supply and demand. However, selling pressure continued to overwhelm supply. Net sell value was VND2bn. By underlying asset, covered warrants which have HPG as the underlying asset absorbed the highest trading value from foreigners, followed by STB and VHM.

By tickers, CHPG2212 (25%), CHPG2214 (35.7%), and CSTB2211 (6.3%) attracted most of foreign demand whilst large sell orders were placed on CHPG2215 (19%), CSTB2215 (5.9%), and CKDH2209 (0.7%).

*Note: The covered warrant market is commonly used for short-term trading which means volatility level is extremely high. Notably, covered warrant has the positive correlation with its underlying, the short-term fluctuation in the underlying price could lead to the big move in covered warrant.*

**Figure 1. CW trading value by underlying asset**



Source: FiiPro, KIS

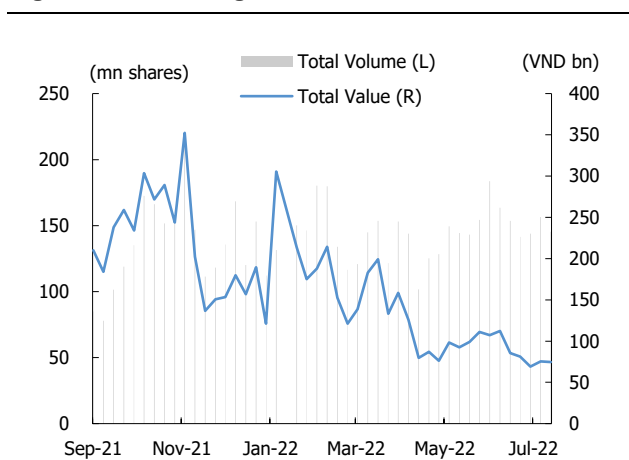
**Table 1. Market overview**

Number of CW	140
Trading volume (share mn)	145
Trading value (VND bn)	74
Increasing CW	64
Decreasing CW	38
Unchanged CW	23

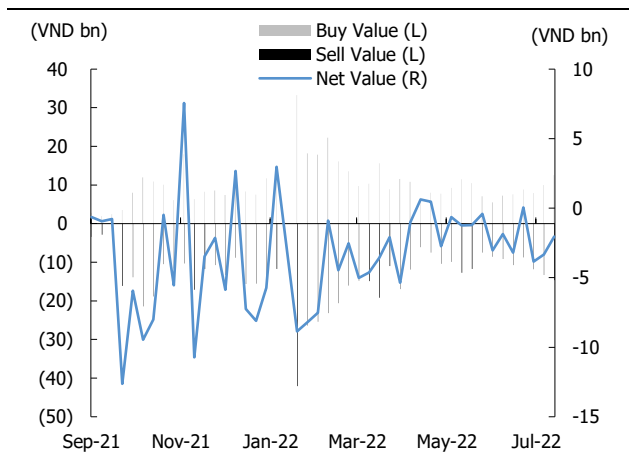
Source: FiiPro, KIS

**Dang Le**

dang.lh@kisvn.vn

**Figure 2. CW trading value and volume**

Source: FiinPro, KIS

**Figure 3. Weekly net foreign buy/sell**

Source: FiinPro, KIS

**Table 3. Top 10 foreign net buys**

(VND, %WoW, VND bn)

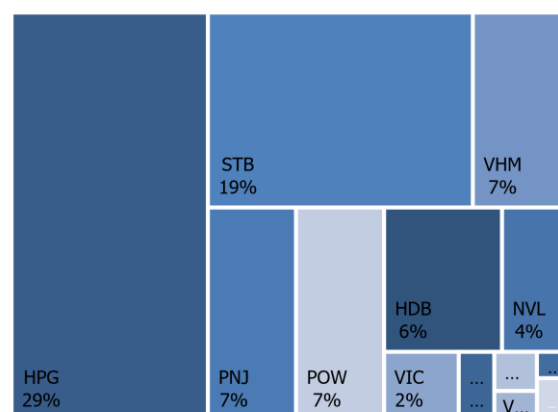
Ticker	Last Trading Date	Price	% Chg	Buy	Sell	Net
CHPG2212	27/12/2022	350	25.0	1,900	318	1,582
CHPG2214	03/01/2023	380	35.7	1,530	765	764
CSTB2211	27/12/2022	670	6.3	1,592	915	677
CVRE2211	28/03/2023	820	6.5	1,899	1,269	630
CHDB2208	08/03/2023	1,210	4.3	729	148	582
CVHM2210	03/01/2023	310	3.3	791	254	537
CVRE2209	27/12/2022	520	18.2	484	56	429
CNVL2202	15/08/2022	190	(36.7)	235	21	214
CSTB2201	21/09/2022	170	-	181	79	102
CHPG2201	21/10/2022	40	-	186	90	96

Source: FiinPro, KIS  
Data as of 01-05 Aug 2022**Table 2. Top 10 trading value**

(VND, %WoW, VND, VND bn)

Ticker	Last Trading Date	Price	% Chg	Trading value
CHPG2215	28/03/2023	690	19.0	5.61
CSTB2212	31/10/2022	1,580	(2.5)	4.24
CHPG2213	31/10/2022	970	6.6	4.13
CMBB2205	31/10/2022	1,120	2.8	3.61
CPOW2205	13/01/2023	1,740	-	3.3
CVRE2211	28/03/2023	820	6.5	2.55
CPOW2204	28/03/2023	770	5.5	2.45
CSTB2215	28/03/2023	1,430	5.9	2.39
CHPG2212	27/12/2022	350	25.0	1.65
CMSN2204	07/11/2022	820	(25.5)	1.57

Source: FiinPro, KIS

**Figure 4. Foreign trading by underlying asset**

Source: FiinPro, KIS

**Table 4. Top 10 foreign net sells**

(VND, %WoW, VND bn)

Ticker	Last Trading Date	Price	% Chg	Buy	Sell	Net
CHPG2215	28/03/2023	690	19.0	1,545	5,000	(3,455)
CSTB2215	28/03/2023	1,430	5.9	1,132	2,451	(1,319)
CKDH2209	28/03/2023	1,360	0.7	335	1,084	(749)
CMSN2206	03/01/2023	510	(23.9)	4	466	(462)
CHDB2206	03/01/2023	340	0.0	314	473	(160)
CVNM2201	21/09/2022	170	(15.0)	16	164	(148)
CTPB2203	28/10/2022	770	26.2	63	206	(143)
CMSN2209	28/03/2023	1,010	(18.5)	7	144	(136)
CVJC2204	28/03/2023	1,240	3.3	63	155	(93)
CPDR2205	28/03/2023	810	-	0	87	(87)

Source: FiinPro, KIS  
Data as of 01-05 Aug 2022

Table 5. Covered warrant statistic by VN30 constituent

(VND bn, %, Shares)

Underlying asset	Name	Industry	Market Cap	Foreign ownership	CW number	CW market cap	CW trading value	CW trading volume
ACB	Asia Commercial Bank	Financials	83,592	30.0	3	16	1.1	1,318,000
BID	BIDV	Financials	196,271	16.9	-	-	-	-
BVH	Bao Viet Group	Financials	43,574	26.6	-	-	-	-
CTG	VietinBank	Financials	139,367	26.8	-	-	-	-
FPT	FPT Corp	Information Technology	94,344	49.0	3	18	1.5	1,410,200
GAS	PetroVietnam Gas	Utilities	212,448	3.0	-	-	-	-
GVR	Viet Nam Rubber Group	Materials	100,400	0.5	-	-	-	-
HDB	HDBank	Financials	50,305	17.0	7	14	0.8	4,263,900
HPG	Hoa Phat Group	Materials	137,229	20.6	13	29	13.7	33,237,100
KDH	Khang Dien House	Real Estate	27,670	32.1	7	17	1.8	2,745,500
MBB	MBBank	Financials	102,393	23.2	6	23	5.4	6,091,300
MSN	Masan Group	Consumer Staples	149,206	28.9	10	26	3.2	7,109,600
MWG	Mobile World Investment	Consumer Discretionary	92,067	49.0	6	16	2.3	4,486,400
NVL	Novaland	Real Estate	159,496	5.7	8	38	0.6	3,886,700
PDR	Phat Dat Real Estate	Real Estate	36,135	2.6	5	6	0.2	2,071,100
PLX	Petrolimex	Energy	53,937	17.2	-	-	-	-
PNJ	Phu Nhuan Jewelry	Consumer Discretionary	32,786	2.3	4	14	7.1	11,390,900
POW	PV Power	Utilities	116,072	62.8	-	-	-	-
SAB	SABECO	Consumer Staples	36,732	36.9	-	-	-	-
SSI	SSI Securities Corp.	Financials	47,696	22.8	13	49	10.2	11,629,600
STB	Sacombank	Financials	137,628	22.5	5	18	1.0	2,671,900
TCB	Techcombank	Financials	45,159	30.0	3	17	1.4	1,821,000
TPB	Tien Phong Bank	Financials	388,066	23.5	-	-	-	-
VCB	Vietcombank	Financials	267,794	23.3	10	20	1.1	6,476,400
VHM	Vinhomes	Real Estate	55,116	20.5	-	-	-	-
VIC	VinGroup	Real Estate	246,380	12.0	6	2	0.3	2,153,300
VJC	Vietjet Air	Industrials	67,810	16.8	4	8	0.3	1,747,500
VNM	Vinamilk	Consumer Staples	150,895	54.6	6	15	0.8	1,945,900
VPB	VPBank	Financials	133,364	17.4	5	15	0.5	1,171,300
VRE	Vincom Retail	Real Estate	65,216	31.3	11	29	4.0	5,824,100

Source: Bloomberg, Fiinpro, KIS

CW: Covered warrant

Table 6. Trading Covered warrant on HSX

(VND, %)

No	CW Code	Covered Warrant			Underlying asset				% Premium	Time to maturity	Last Trading Date
		Executive ratio	Issue price	Closing price	Underlying	Exercise price	Breakeven price	Closing price			
1	CPNJ2201	7.91370 : 1	2,300	3,030	PNJ	94,469	118,448	114,900	(2.0)	28	16/09/2022
2	CPNJ2202	24.87070 : 1	1,200	840	PNJ	99,482	120,373	114,900	(3.6)	38	30/09/2022
3	CMBB2206	10.00000 : 1	1,000	620	MBB	22,222	28,422	26,950	(5.3)	38	30/09/2022
4	CNVL2202	16.00000 : 1	1,000	190	NVL	79,999	83,039	80,900	(5.3)	3	12/08/2022
5	CVNM2204	9.67170 : 1	1,500	720	VNM	70,603	77,567	72,600	(5.9)	41	05/10/2022
6	CMSN2208	14.89040 : 1	2,400	700	MSN	104,233	114,656	104,500	(6.3)	41	05/10/2022
7	CVNM2203	19.34340 : 1	1,000	10	VNM	78,448	78,641	72,600	(7.2)	3	12/08/2022
8	CTPB2203	10.00000 : 1	1,000	780	TPB	22,999	30,799	28,800	(7.9)	56	26/10/2022
9	CFPT2201	6.60360 : 1	2,100	900	FPT	87,498	93,441	85,800	(8.5)	28	16/09/2022
10	CVRE2212	2.00000 : 1	1,000	1,210	VRE	30,000	32,420	28,950	(10.7)	111	11/01/2023
11	CPNJ2203	24.87070 : 1	1,300	840	PNJ	109,430	130,321	114,900	(11.0)	103	30/12/2022
12	CMWG2201	4.97110 : 1	2,600	660	MWG	66,861	70,142	62,700	(11.0)	28	16/09/2022
13	CVRE2205	5.00000 : 1	1,000	60	VRE	32,222	32,522	28,950	(11.0)	8	19/08/2022
14	CPOW2205	1.00000 : 1	1,000	1,670	POW	13,900	15,570	14,000	(11.3)	111	11/01/2023
15	CMBB2207	10.00000 : 1	1,000	690	MBB	23,456	30,356	26,950	(11.3)	103	30/12/2022
16	CSTB2214	2.00000 : 1	1,630	2,730	STB	23,000	28,460	25,250	(11.3)	107	05/01/2023
17	CACB2203	2.40190 : 1	2,500	720	ACB	26,421	28,150	24,850	(11.6)	49	17/10/2022
18	CMBB2201	2.00000 : 1	2,700	580	MBB	29,500	30,660	26,950	(12.2)	28	16/09/2022
19	CSTB2211	8.00000 : 1	1,000	680	STB	23,333	28,773	25,250	(12.3)	98	23/12/2022
20	CACB2204	1.60130 : 1	2,500	1,480	ACB	26,021	28,391	24,850	(12.3)	63	04/11/2022
21	CNVL2204	16.00000 : 1	1,000	230	NVL	85,999	89,679	80,900	(12.3)	28	16/09/2022
22	CKDH2208	4.54310 : 1	2,400	1,890	KDH	35,891	44,477	38,700	(12.7)	84	05/12/2022
23	CVRE2210	4.00000 : 1	2,300	1,100	VRE	28,800	33,200	28,950	(12.8)	84	05/12/2022
24	CSTB2212	2.00000 : 1	3,000	1,490	STB	26,000	28,980	25,250	(12.9)	58	28/10/2022
25	CMSN2204	9.92690 : 1	1,900	830	MSN	115,649	123,888	104,500	(13.3)	63	04/11/2022
26	CVNM2206	8.70450 : 1	1,950	750	VNM	77,737	84,265	72,600	(13.4)	49	17/10/2022
27	CSTB2207	5.00000 : 1	1,000	50	STB	28,888	29,138	25,250	(13.4)	8	19/08/2022
28	CVNM2205	15.47470 : 1	1,000	450	VNM	77,372	84,336	72,600	(13.5)	50	18/10/2022
29	CFPT2204	8.25450 : 1	2,900	1,390	FPT	87,498	98,972	85,800	(13.6)	84	05/12/2022
30	CPOW2203	2.00000 : 1	1,600	180	POW	15,700	16,060	14,000	(14.0)	16	31/08/2022
31	CHDB2203	5.00000 : 1	1,100	10	HDB	28,888	28,938	24,700	(14.1)	3	12/08/2022
32	CHDB2207	3.00000 : 1	2,500	1,490	HDB	24,500	28,970	24,700	(14.2)	84	05/12/2022
33	CSTB2215	5.00000 : 1	1,100	1,440	STB	22,222	29,422	25,250	(14.2)	163	24/03/2023
34	CTPB2204	10.00000 : 1	1,000	920	TPB	23,888	33,088	28,800	(14.3)	163	24/03/2023
35	CPNJ2205	6.00000 : 1	1,100	1,070	PNJ	129,000	135,420	114,900	(14.3)	111	11/01/2023
36	CMSN2210	8.00000 : 1	1,000	1,190	MSN	116,000	125,520	104,500	(14.4)	111	11/01/2023
37	CFPT2205	6.00000 : 1	1,000	1,200	FPT	93,000	100,200	85,800	(14.6)	111	11/01/2023
38	CACB2201	3.20260 : 1	1,500	240	ACB	28,423	29,192	24,850	(14.7)	28	16/09/2022
39	CMSN2203	19.85390 : 1	1,000	20	MSN	125,863	126,260	104,500	(14.9)	8	19/08/2022
40	CVRE2203	4.00000 : 1	1,600	20	VRE	33,979	34,059	28,950	(15.0)	3	12/08/2022
41	CVJC2203	20.00000 : 1	1,400	930	VJC	131,131	149,731	126,500	(15.1)	98	23/12/2022
42	CHDB2205	5.00000 : 1	1,000	440	HDB	27,111	29,311	24,700	(15.2)	50	18/10/2022
43	CVNM2207	15.47470 : 1	1,100	1,130	VNM	68,668	86,154	72,600	(15.3)	163	24/03/2023
44	CVRE2208	2.00000 : 1	2,300	1,100	VRE	32,000	34,200	28,950	(15.4)	63	04/11/2022
45	CSTB2213	8.00000 : 1	1,000	680	STB	24,444	29,884	25,250	(15.6)	103	30/12/2022
46	CKDH2209	7.26900 : 1	1,200	1,360	KDH	36,344	46,230	38,700	(16.0)	163	24/03/2023
47	CVRE2201	4.00000 : 1	1,200	120	VRE	34,000	34,480	28,950	(16.1)	28	16/09/2022

48	CMSN2202	8.27580	: 1	2,220	190	MSN	126,620	128,192	104,500	(16.2)	41	05/10/2022
49	CSTB2202	2.00000	: 1	2,700	310	STB	29,500	30,120	25,250	(16.2)	28	16/09/2022
50	CNVL2203	5.00000	: 1	2,150	290	NVL	92,500	93,950	80,900	(16.3)	33	23/09/2022
51	CMWG2203	3.47980	: 1	1,990	300	MWG	73,571	74,615	62,700	(16.3)	33	23/09/2022
52	CMSN2205	19.85390	: 1	1,200	780	MSN	113,146	128,632	104,500	(16.5)	98	23/12/2022
53	CVHM2207	7.77300	: 1	2,000	460	VHM	70,929	74,505	61,800	(16.6)	49	17/10/2022
54	CSTB2210	2.00000	: 1	2,000	880	STB	28,500	30,260	25,250	(16.6)	63	04/11/2022
55	CVHM2208	8.00000	: 1	1,200	720	VHM	69,000	74,760	61,800	(16.9)	63	04/11/2022
56	CMWG2204	4.97110	: 1	3,000	610	MWG	72,080	75,112	62,700	(16.9)	41	05/10/2022
57	CVNM2201	15.22040	: 1	1,200	150	VNM	85,603	87,886	72,600	(17.0)	29	19/09/2022
58	CVRE2209	8.00000	: 1	1,000	510	VRE	30,888	34,968	28,950	(17.2)	98	23/12/2022
59	CTCB2206	4.00000	: 1	1,700	770	TCB	43,500	46,580	38,400	(17.4)	63	04/11/2022
60	CVRE2207	8.00000	: 1	1,000	230	VRE	33,333	35,173	28,950	(17.7)	50	18/10/2022
61	CMBB2204	2.00000	: 1	2,200	860	MBB	31,000	32,720	26,950	(17.7)	63	04/11/2022
62	CHDB2208	5.00000	: 1	1,100	1,250	HDB	23,999	30,249	24,700	(17.8)	163	24/03/2023
63	CMSN2209	19.85390	: 1	1,400	980	MSN	111,413	130,870	104,500	(17.9)	163	24/03/2023
64	CPDR2205	16.00000	: 1	1,000	790	PDR	52,999	65,639	54,000	(17.9)	163	24/03/2023
65	CSTB2201	5.00000	: 1	1,500	170	STB	29,888	30,738	25,250	(17.9)	29	19/09/2022
66	CPDR2204	16.00000	: 1	1,000	480	PDR	57,979	65,659	54,000	(17.9)	103	30/12/2022
67	CVRE2211	8.00000	: 1	1,000	800	VRE	28,888	35,288	28,950	(18.0)	163	24/03/2023
68	CNVL2205	16.00000	: 1	1,100	900	NVL	81,888	96,288	80,900	(18.3)	98	23/12/2022
69	CHPG2213	2.26940	: 1	4,000	990	HPG	26,476	28,723	23,300	(18.4)	58	28/10/2022
70	CVRE2204	5.00000	: 1	1,000	510	VRE	33,000	35,550	28,950	(18.6)	41	05/10/2022
71	CKDH2207	3.63450	: 1	1,700	630	KDH	45,431	47,721	38,700	(18.6)	63	04/11/2022
72	CVHM2209	15.54610	: 1	1,000	420	VHM	69,979	76,508	61,800	(18.8)	98	23/12/2022
73	CTCB2207	3.00000	: 1	1,000	1,500	TCB	43,000	47,500	38,400	(19.0)	111	11/01/2023
74	CNVL2207	10.00000	: 1	1,270	1,320	NVL	84,000	97,200	80,900	(19.1)	107	05/01/2023
75	CVHM2205	15.54610	: 1	1,000	20	VHM	76,650	76,961	61,800	(19.3)	3	12/08/2022
76	CNVL2206	16.00000	: 1	1,000	850	NVL	83,999	97,599	80,900	(19.4)	103	30/12/2022
77	CVJC2204	20.00000	: 1	1,500	1,190	VJC	133,979	157,779	126,500	(19.5)	163	24/03/2023
78	CTCB2204	5.00000	: 1	2,400	580	TCB	45,000	47,900	38,400	(19.6)	41	05/10/2022
79	CPDR2203	10.00000	: 1	1,100	110	PDR	65,999	67,099	54,000	(19.7)	28	16/09/2022
80	CNVL2201	20.00000	: 1	1,100	200	NVL	93,979	97,979	80,900	(19.8)	39	03/10/2022
81	CVPB2207	2.00000	: 1	1,200	1,800	VPB	33,000	36,600	29,350	(19.8)	111	11/01/2023
82	CVHM2211	16.00000	: 1	1,000	790	VHM	64,999	77,639	61,800	(20.0)	163	24/03/2023
83	CVJC2202	20.00000	: 1	1,100	100	VJC	156,789	158,789	126,500	(20.0)	28	16/09/2022
84	CKDH2204	7.26900	: 1	1,300	10	KDH	48,460	48,533	38,700	(20.0)	3	12/08/2022
85	CVIC2202	16.00000	: 1	1,100	20	VIC	82,222	82,542	65,400	(20.3)	3	12/08/2022
86	CPDR2202	11.72960	: 1	1,200	10	PDR	67,608	67,725	54,000	(20.4)	3	12/08/2022
87	CKDH2206	7.26900	: 1	1,100	90	KDH	48,156	48,810	38,700	(20.4)	28	16/09/2022
88	CSTB2208	5.00000	: 1	1,100	330	STB	30,111	31,761	25,250	(20.6)	50	18/10/2022
89	CVJC2201	20.00000	: 1	1,300	10	VJC	159,999	160,199	126,500	(20.7)	3	12/08/2022
90	CMWG2207	5.96520	: 1	3,090	740	MWG	74,565	78,979	62,700	(21.0)	63	04/11/2022
91	CHDB2201	5.00000	: 1	1,500	100	HDB	30,999	31,499	24,700	(21.1)	29	19/09/2022
92	CMBB2205	2.00000	: 1	3,000	1,070	MBB	32,000	34,140	26,950	(21.1)	58	28/10/2022
93	CVIC2204	16.00000	: 1	1,000	20	VIC	83,333	83,653	65,400	(21.3)	8	19/08/2022
94	CHDB2204	2.00000	: 1	1,700	70	HDB	31,500	31,640	24,700	(21.4)	33	23/09/2022
95	CNVL2208	16.00000	: 1	1,200	1,260	NVL	79,999	100,159	80,900	(21.5)	163	24/03/2023
96	CHPG2215	10.00000	: 1	1,000	690	HPG	22,999	29,899	23,300	(21.6)	163	24/03/2023
97	CMWG2205	4.97110	: 1	2,200	470	MWG	77,300	79,636	62,700	(21.6)	63	04/11/2022
98	CVPB2201	5.00000	: 1	1,300	120	VPB	37,000	37,600	29,350	(21.9)	28	16/09/2022

99	CTCB2205	5.00000	: 1	2,300	590	TCB	46,500	49,450	38,400	(22.2)	49	17/10/2022
100	CVRE2206	5.00000	: 1	1,100	350	VRE	35,555	37,305	28,950	(22.4)	50	18/10/2022
101	CVPB2204	16.00000	: 1	1,000	440	VPB	30,888	37,928	29,350	(22.6)	68	11/11/2022
102	CPOW2204	5.00000	: 1	1,000	780	POW	13,979	17,879	14,000	(22.8)	163	24/03/2023
103	CVIC2206	10.00000	: 1	1,900	270	VIC	82,500	85,200	65,400	(22.8)	28	16/09/2022
104	CMSN2207	9.92690	: 1	1,940	1,170	MSN	128,058	139,672	104,500	(23.1)	107	05/01/2023
105	CHPG2212	7.56450	: 1	1,000	370	HPG	27,829	30,628	23,300	(23.5)	98	23/12/2022
106	CVPB2205	4.00000	: 1	2,100	220	VPB	37,500	38,380	29,350	(23.5)	28	16/09/2022
107	CMSN2201	16.55160	: 1	2,000	60	MSN	140,688	141,681	104,500	(24.2)	29	19/09/2022
108	CHDB2206	8.00000	: 1	1,000	350	HDB	29,999	32,799	24,700	(24.2)	103	30/12/2022
109	CMSN2206	19.85390	: 1	1,000	480	MSN	132,359	141,889	104,500	(24.3)	103	30/12/2022
110	CMBB2203	2.00000	: 1	1,900	140	MBB	35,500	35,780	26,950	(24.8)	33	23/09/2022
111	CHPG2208	3.78230	: 1	2,500	260	HPG	30,258	31,241	23,300	(25.0)	41	05/10/2022
112	CVIC2203	10.00000	: 1	1,200	190	VIC	86,000	87,900	65,400	(25.1)	41	05/10/2022
113	CSTB2209	3.00000	: 1	2,400	600	STB	32,000	33,800	25,250	(25.4)	49	17/10/2022
114	CVPB2206	2.00000	: 1	3,000	690	VPB	38,000	39,380	29,350	(25.4)	63	04/11/2022
115	CPNJ2204	10.00000	: 1	2,090	1,350	PNJ	143,000	156,500	114,900	(25.9)	107	05/01/2023
116	CVHM2206	4.85820	: 1	1,790	80	VHM	83,560	83,949	61,800	(26.0)	33	23/09/2022
117	CVIC2205	16.00000	: 1	1,100	140	VIC	86,666	88,906	65,400	(26.0)	50	18/10/2022
118	CHPG2214	7.56450	: 1	1,000	390	HPG	28,744	31,694	23,300	(26.0)	103	30/12/2022
119	CKDH2205	2.72590	: 1	1,750	50	KDH	52,700	52,836	38,700	(26.5)	33	23/09/2022
120	CVHM2210	16.00000	: 1	1,000	320	VHM	79,999	85,119	61,800	(27.0)	103	30/12/2022
121	CSTB2205	8.00000	: 1	1,000	10	STB	34,567	34,647	25,250	(27.2)	3	12/08/2022
122	CVHM2201	15.54610	: 1	1,300	30	VHM	85,191	85,657	61,800	(27.5)	29	19/09/2022
123	CPOW2202	5.00000	: 1	1,000	250	POW	17,999	19,249	14,000	(28.3)	68	11/11/2022
124	CTCB2201	4.00000	: 1	2,100	40	TCB	55,000	55,160	38,400	(30.2)	28	16/09/2022
125	CKDH2201	7.26900	: 1	1,500	60	KDH	55,988	56,424	38,700	(31.2)	39	03/10/2022
126	CVHM2202	7.77300	: 1	1,700	40	VHM	90,362	90,673	61,800	(31.5)	28	16/09/2022
127	CHPG2211	3.02580	: 1	2,400	180	HPG	33,662	34,207	23,300	(31.5)	49	17/10/2022
128	CVHM2115	9.71630	: 1	1,230	10	VHM	91,333	91,430	61,800	(32.0)	4	15/08/2022
129	CHPG2209	6.05160	: 1	1,000	20	HPG	34,460	34,581	23,300	(32.2)	8	19/08/2022
130	CMWG2206	4.97110	: 1	2,590	900	MWG	88,060	92,534	62,700	(32.5)	107	05/01/2023
131	CTPB2201	4.00000	: 1	1,800	80	TPB	42,000	42,320	28,800	(33.0)	29	19/09/2022
132	CSTB2206	2.00000	: 1	2,390	80	STB	37,500	37,660	25,250	(33.0)	33	23/09/2022
133	CPDR2201	3.66550	: 1	3,000	90	PDR	83,084	83,414	54,000	(35.4)	39	03/10/2022
134	CHPG2210	6.05160	: 1	1,100	70	HPG	36,141	36,565	23,300	(35.9)	50	18/10/2022
135	CHPG2206	7.56450	: 1	1,000	10	HPG	36,981	37,057	23,300	(36.7)	3	12/08/2022
136	CVIC2201	16.00000	: 1	1,500	40	VIC	103,979	104,619	65,400	(37.1)	29	19/09/2022
137	CHPG2201	7.56450	: 1	1,300	50	HPG	37,570	37,948	23,300	(38.2)	51	19/10/2022
138	CHPG2203	3.02580	: 1	2,200	40	HPG	38,957	39,078	23,300	(40.0)	28	16/09/2022
139	CHPG2207	2.26940	: 1	2,200	70	HPG	38,957	39,116	23,300	(40.1)	33	23/09/2022
140	CHPG2202	7.56450	: 1	1,100	30	HPG	40,764	40,991	23,300	(42.8)	29	19/09/2022

Source: Bloomberg, Fiinpro, KIS

CW: Covered warrant, Sort by % Premium

## Global Disclaimer

### ■ General

This research report and marketing materials for Vietnamese securities are originally prepared and issued by the Research Center of KIS Vietnam Securities Corp., an organization licensed with the State Securities Commission of Vietnam. The analyst(s) who participated in preparing and issuing this research report and marketing materials is/are licensed and regulated by the State Securities Commission of Vietnam in Vietnam only. This report and marketing materials are copyrighted and may not be copied, redistributed, forwarded or altered in any way without the consent of KIS Vietnam Securities Corp..

This research report and marketing materials are for information purposes only. They are not and should not be construed as an offer or solicitation of an offer to purchase or sell any securities or other financial instruments or to participate in any trading strategy. This research report and marketing materials do not provide individually tailored investment advice. This research report and marketing materials do not take into account individual investor circumstances, objectives or needs, and are not intended as recommendations of particular securities, financial instruments or strategies to any particular investor. The securities and other financial instruments discussed in this research report and marketing materials may not be suitable for all investors. The recipient of this research report and marketing materials must make their own independent decisions regarding any securities or financial instruments mentioned herein and investors should seek the advice of a financial adviser. KIS Vietnam Securities Corp. does not undertake that investors will obtain any profits, nor will it share with investors any investment profits. KIS Vietnam Securities Corp., its affiliates, or their affiliates and directors, officers, employees or agents of each of them disclaim any and all responsibility or liability whatsoever for any loss (director consequential) or damage arising out of the use of all or any part of this report or its contents or otherwise arising in connection therewith. Information and opinions contained herein are subject to change without notice and may differ or be contrary to opinions expressed by other business areas or KIS Vietnam Securities Corp. The final investment decision is based on the client's judgment, and this research report and marketing materials cannot be used as evidence in any legal dispute related to investment decisions.

### ■ Country-specific disclaimer

**United States:** This report is distributed in the U.S. by Korea Investment & Securities America, Inc., a member of FINRA/SIPC, and is only intended for major U.S. institutional investors as defined in Rule 15a-6(a)(2) under the U.S. Securities Exchange Act of 1934. All U.S. persons that receive this document by their acceptance thereof represent and warrant that they are a major U.S. institutional investor and have not received this report under any express or implied understanding that they will direct commission income to Korea Investment & Securities, Co., Ltd. or its affiliates. Pursuant to Rule 15a-6(a)(3), any U.S. recipient of this document wishing to effect a transaction in any securities discussed herein should contact and place orders with Korea Investment & Securities America, Inc., which accepts responsibility for the contents of this report in the U.S. The securities described in this report may not have been registered under the U.S. Securities Act of 1933, as amended, and, in such case, may not be offered or sold in the U.S. or to U.S. person absent registration or an applicable exemption from the registration requirement.

**United Kingdom:** This report is not an invitation nor is it intended to be an inducement to engage in investment activity for the purpose of section 21 of the Financial Services and Markets Act 2000 of the United Kingdom ("FSMA"). To the extent that this report does constitute such an invitation or inducement, it is directed only at (i) persons who are investment professionals within the meaning of Article 19(5) of the Financial Services and Markets Act 2000 (Financial Promotion) Order 2005 (as amended) of the United Kingdom (the "Financial Promotion Order"); (ii) persons who fall within Articles 49(2)(a) to (d) ("high net worth companies, unincorporated associations etc.") of the Financial Promotion Order; and (iii) any other persons to whom this report can, for the purposes of section 21 of FSMA, otherwise lawfully be made (all such persons together being referred to as "relevant persons"). Any investment or investment activity to which this report relates is available only to relevant persons and will be engaged in only with relevant persons. Persons who are not relevant persons must not act or rely on this report.

**Hong Kong:** This research report and marketing materials may be distributed in Hong Kong to institutional clients by Korea Investment & Securities Asia Limited (KISA), a Hong Kong representative subsidiary of Korea Investment & Securities Co., Ltd., and may not otherwise be distributed to any other party. KISA provides equity sales service to institutional clients in Hong Kong for Korean securities under its sole discretion, and is thus solely responsible for provision of the aforementioned equity selling activities in Hong Kong. All requests by and correspondence with Hong Kong investors involving securities discussed in this report and marketing materials must be effected through KISA, which is registered with The Securities & Futures Commission (SFC) of Hong Kong. Korea Investment & Securities Co., Ltd. is not a registered financial institution under Hong Kong's SFC.

**Singapore:** This report is provided pursuant to the financial advisory licensing exemption under Regulation 27(1)(e) of the Financial Advisers Regulation of Singapore and accordingly may only be provided to persons in Singapore who are "institutional investors" as defined in Section 4A of the Securities and Futures Act, Chapter 289 of Singapore. This report is intended only for the person to whom Korea Investment & Securities Co., Ltd. has provided this report and such person may not send, forward or transmit in any way this report or any copy of this report to any other person. Please contact Korea Investment & Securities Singapore Pte Ltd in respect of any matters arising from, or in connection with, the analysis or report (Contact Number: 65 6501 5600).

Copyright © 2022 KIS Vietnam Securities Corp. All rights reserved. No part of this report may be reproduced or distributed in any manner without permission of KIS Vietnam Securities Corp.