

Follow the trend until it ends

VN30 performance

The VN30 index gained 1.4% to close at 1,521 pts. Among top 5 index weight tickers, TCB (+3.9%) and HPG (+3.4%) contributed significantly to the index gains whilst VPB (-0.3%), VNM (-0.6%), and VIC (-0.7%) faded the benchmark and became index laggards. Relating to foreign trading activities, selling activities surged, with net buy value recorded at VND270bn. Particularly, HPG, MBB, and VPB were continued to be sold the most whilst VHM, VCB, and VIC kept attracting the most demand across VN30.

VN30 Future chart: Heading to 1,550 pts zone

VN30F2107 surged on the previous trading day, confirming the valid breakout at the all-time high and increasing the tendency to retest 1,550 pts area. With congestion zone, 1,480 pts area acts as the strong support zone whilst 1,550 pts zone plays as the intraday supply zone. Notably, the instrument's bullish momentum is expected to be stable thanks to the upward sloping major MAs. In this case, all recommended long positions should be held and traders should prepare to ride the trend until it ends.

Technical strategy

All recommended long positions on VN30F2107 should be held and stop the loss only when there is the closing price below 1,480 pts level. (Hourly time frame)

Table 1. Future statistics

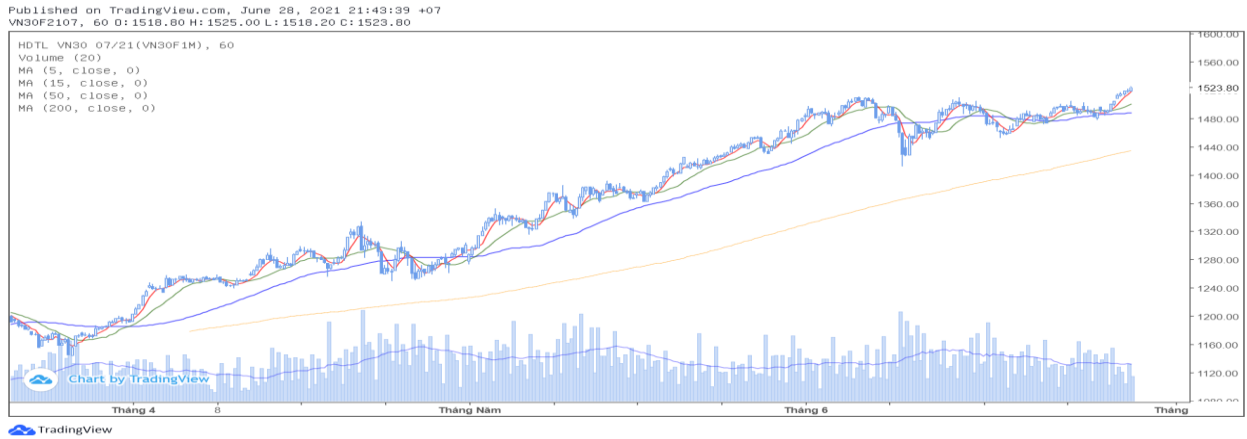
(points, %, contracts)

	Close Price	% chg.	Trading Volume	Open Interest	Fair Value	Expire Date
VN30 Index	1,521.4	1.4				
VN30F2107	1,523.8	1.2	145,369	28,667	1,240	15/07/21
VN30F2108	1,517.0	1.2	331	256	1,241	19/08/21
VN30F2109	1,513.7	1.2	35	303	1,241	16/09/21
VN30F2112	1,514.0	1.2	43	195	1,207	16/12/21

Source: Bloomberg, KIS

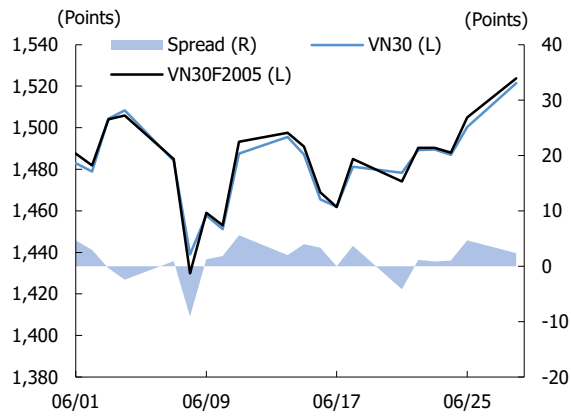
Dang Le
dang.lh@kisvn.vn

Figure 1. VN30 Generics hourly chart



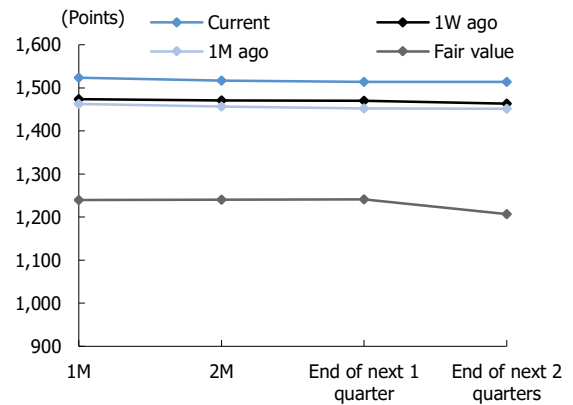
Source: Bloomberg, KIS. Price is adjusted by Proportional Adjustment method

Figure 2. Basis spread



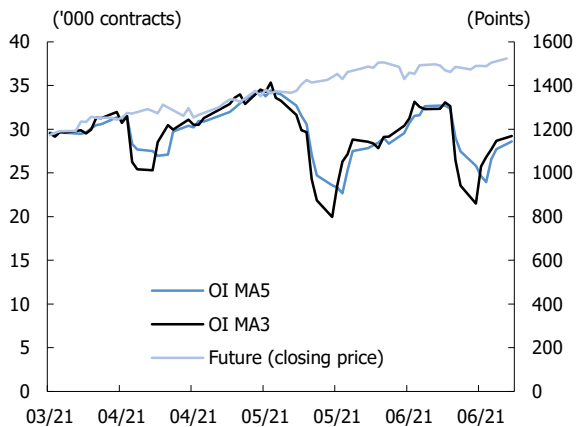
Source: Bloomberg, KIS

Figure 3. Future price curve



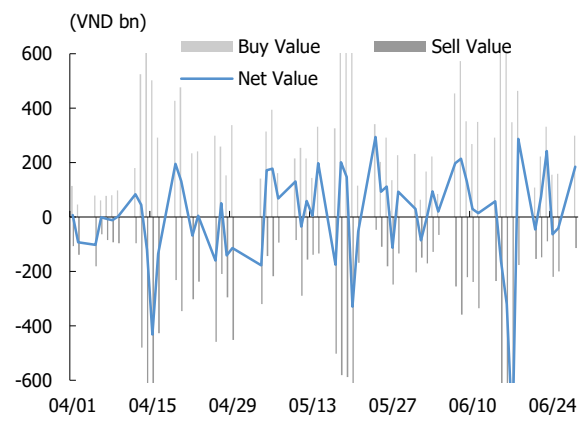
Source: Bloomberg, KIS

Figure 4. Open interest pattern



Source: Bloomberg, KIS

Figure 5. Daily foreign net buy / sell



Source: Bloomberg, KIS

Table 2. VN30 constituent statistics

(VND bn, VND, %, x, '000 shares)

Quote	Name	Industry	Market Cap	Index Weight	Current Price	1D chg	PER	PBR	3M. Vol	Foreign Owned	52W High	52W Low
BID	BIDV	Financials	188,633	0.61	46,900	3.0	22.9	2.39	4,040	16.6	50,600	35,550
BVH	Bao Viet Group	Financials	44,539	0.36	60,000	2.9	23.5	2.17	1,100	27.1	71,200	39,200
CTG	Vietinbank	Financials	202,553	3.26	54,400	1.1	11.4	2.22	16,783	25.1	54,900	20,400
FPT	FPT Corp	Information Technology	77,770	5.01	85,700	0.6	20.9	4.64	2,659	49.0	88,500	37,913
GAS	PetroVietnam Gas	Utilities	181,825	0.73	95,000	0.0	24.1	3.60	930	2.6	98,000	63,300
HDB	HDBank	Financials	57,376	3.23	36,000	2.0	11.7	2.33	5,796	17.4	36,200	13,879
HPG	Hoa Phat Group	Materials	234,381	10.37	52,400	3.4	12.9	3.55	32,368	26.4	56,300	15,667
KDH	Khang Dien House	Real Estate	23,148	1.10	37,150	0.1	19.1	2.74	3,938	31.9	37,900	19,697
MBB	MBBank	Financials	120,626	5.82	43,100	2.4	11.9	2.35	21,910	21.2	43,300	13,226
MSN	Masan Group Corp	Consumer Staples	128,560	3.62	108,900	2.3	85.0	7.91	2,213	32.9	115,500	48,900
MWG	Mobile World Investment Corp	Consumer Discretionary	69,175	3.62	145,500	1.3	16.1	4.00	864	49.0	150,000	71,300
NVL	Novaland	Real Estate	176,833	4.96	120,000	0.8	38.9	5.54	3,058	7.6	122,900	43,724
PDR	Phat Dat Real Estate	Real Estate	46,049	1.48	94,600	(0.4)	35.0	8.65	4,138	4.0	96,400	17,076
PLX	Vietnam National Petroleum Group	Energy	71,022	0.74	57,100	1.1	19.6	3.03	2,596	17.2	59,600	41,000
PNJ	Phu Nhuan Jewelry	Consumer Discretionary	22,305	1.44	98,100	0.7	19.7	3.88	500	49.0	104,900	49,800
POW	PetroVietnam Power Corp	Utilities	28,454	0.46	12,150	0.0	11.7	0.99	13,281	3.0	15,200	8,660
REE	REE Corp	Industrials	17,709	0.64	57,300	1.4	8.1	1.49	665	49.0	61,000	30,600
SBT	Thanh Thanh Cong - Bien Hoa	Consumer Staples	13,269	0.37	21,500	2.9	19.0	1.67	3,318	8.5	25,300	13,000
SSI	SSI Securities Corp	Financials	35,300	1.70	53,900	0.4	19.4	3.06	14,524	46.9	54,800	13,250
STB	Sacombank	Financials	54,470	4.16	30,200	2.4	20.2	1.83	40,195	12.2	33,900	9,900
TCB	Techcombank	Financials	187,863	9.83	53,600	3.9	13.2	2.39	15,422	22.5	55,200	17,500
TCH	Hoang Huy Investment	Industrials	8,802	0.38	22,050	0.0	8.6	1.52	6,482	13.7	27,400	17,750
TPB	Tien Phong Bank	Financials	40,348	1.88	37,650	4.9	9.9	2.16	5,384	30.0	40,900	15,878
VCB	Vietcombank	Financials	417,620	3.70	112,600	0.0	19.7	4.14	2,099	23.4	113,000	75,100
VHM	Vinhomes	Real Estate	379,939	4.61	115,500	3.0	14.7	4.17	4,361	22.8	116,000	70,900
VIC	Vingroup	Real Estate	394,730	5.75	116,700	(0.7)	53.7	4.90	2,338	14.1	145,900	79,900
VJC	Vietjet Aviation	Industrials	62,556	2.52	115,500	(0.3)	30.1	4.14	531	18.2	138,500	94,300
VNM	Vinamilk	Consumer Staples	186,424	7.50	89,200	(0.6)	19.1	5.95	3,929	54.8	117,200	86,100
VPB	VPBank	Financials	166,923	8.73	68,000	(0.3)	14.7	2.98	24,646	15.4	72,200	19,400
VRE	Vincom Retail	Real Estate	72,260	1.40	31,800	0.6	27.1	2.40	6,456	30.6	38,300	24,800

Source: Bloomberg, KIS

Global Disclaimer

■ General

This research report and marketing materials for Vietnamese securities are originally prepared and issued by the Research Center of KIS Vietnam Securities Corp., an organization licensed with the State Securities Commission of Vietnam. The analyst(s) who participated in preparing and issuing this research report and marketing materials is/are licensed and regulated by the State Securities Commission of Vietnam in Vietnam only. This report and marketing materials are copyrighted and may not be copied, redistributed, forwarded or altered in any way without the consent of KIS Vietnam Securities Corp..

This research report and marketing materials are for information purposes only. They are not and should not be construed as an offer or solicitation of an offer to purchase or sell any securities or other financial instruments or to participate in any trading strategy. This research report and marketing materials do not provide individually tailored investment advice. This research report and marketing materials do not take into account individual investor circumstances, objectives or needs, and are not intended as recommendations of particular securities, financial instruments or strategies to any particular investor. The securities and other financial instruments discussed in this research report and marketing materials may not be suitable for all investors. The recipient of this research report and marketing materials must make their own independent decisions regarding any securities or financial instruments mentioned herein and investors should seek the advice of a financial adviser. KIS Vietnam Securities Corp. does not undertake that investors will obtain any profits, nor will it share with investors any investment profits. KIS Vietnam Securities Corp., its affiliates, or their affiliates and directors, officers, employees or agents of each of them disclaim any and all responsibility or liability whatsoever for any loss (director consequential) or damage arising out of the use of all or any part of this report or its contents or otherwise arising in connection therewith. Information and opinions contained herein are subject to change without notice and may differ or be contrary to opinions expressed by other business areas or KIS Vietnam Securities Corp. The final investment decision is based on the client's judgment, and this research report and marketing materials cannot be used as evidence in any legal dispute related to investment decisions.

■ Country-specific disclaimer

United States: This report is distributed in the U.S. by Korea Investment & Securities America, Inc., a member of FINRA/SIPC, and is only intended for major U.S. institutional investors as defined in Rule 15a-6(a)(2) under the U.S. Securities Exchange Act of 1934. All U.S. persons that receive this document by their acceptance thereof represent and warrant that they are a major U.S. institutional investor and have not received this report under any express or implied understanding that they will direct commission income to Korea Investment & Securities, Co., Ltd. or its affiliates. Pursuant to Rule 15a-6(a)(3), any U.S. recipient of this document wishing to effect a transaction in any securities discussed herein should contact and place orders with Korea Investment & Securities America, Inc., which accepts responsibility for the contents of this report in the U.S. The securities described in this report may not have been registered under the U.S. Securities Act of 1933, as amended, and, in such case, may not be offered or sold in the U.S. or to U.S. person absent registration or an applicable exemption from the registration requirement.

United Kingdom: This report is not an invitation nor is it intended to be an inducement to engage in investment activity for the purpose of section 21 of the Financial Services and Markets Act 2000 of the United Kingdom ("FSMA"). To the extent that this report does constitute such an invitation or inducement, it is directed only at (i) persons who are investment professionals within the meaning of Article 19(5) of the Financial Services and Markets Act 2000 (Financial Promotion) Order 2005 (as amended) of the United Kingdom (the "Financial Promotion Order"); (ii) persons who fall within Articles 49(2)(a) to (d) ("high net worth companies, unincorporated associations etc.") of the Financial Promotion Order; and (iii) any other persons to whom this report can, for the purposes of section 21 of FSMA, otherwise lawfully be made (all such persons together being referred to as "relevant persons"). Any investment or investment activity to which this report relates is available only to relevant persons and will be engaged in only with relevant persons. Persons who are not relevant persons must not act or rely on this report.

Hong Kong: This research report and marketing materials may be distributed in Hong Kong to institutional clients by Korea Investment & Securities Asia Limited (KISA), a Hong Kong representative subsidiary of Korea Investment & Securities Co., Ltd., and may not otherwise be distributed to any other party. KISA provides equity sales service to institutional clients in Hong Kong for Korean securities under its sole discretion, and is thus solely responsible for provision of the aforementioned equity selling activities in Hong Kong. All requests by and correspondence with Hong Kong investors involving securities discussed in this report and marketing materials must be effected through KISA, which is registered with The Securities & Futures Commission (SFC) of Hong Kong. Korea Investment & Securities Co., Ltd. is not a registered financial institution under Hong Kong's SFC.

Singapore: This report is provided pursuant to the financial advisory licensing exemption under Regulation 27(1)(e) of the Financial Advisers Regulation of Singapore and accordingly may only be provided to persons in Singapore who are "institutional investors" as defined in Section 4A of the Securities and Futures Act, Chapter 289 of Singapore. This report is intended only for the person to whom Korea Investment & Securities Co., Ltd. has provided this report and such person may not send, forward or transmit in any way this report or any copy of this report to any other person. Please contact Korea Investment & Securities Singapore Pte Ltd in respect of any matters arising from, or in connection with, the analysis or report (Contact Number: 65 6501 5600).

Copyright © 2021 KIS Vietnam Securities Corp. All rights reserved. No part of this report may be reproduced or distributed in any manner without permission of KIS Vietnam Securities Corp.