

## The range is still held

### VN30 performance

The VN30 index closed at 1,174 pts. Among top 5 index weight tickers, only VPB (+0.7%), TCB (+0.4%), and HPG (+0.2%) positively impacted the benchmark whilst VNM (-0.4%) and VIC (-0.6%) dragged the index down. Relating to foreign trading activities, supply surged, with net sell value recorded at VND1,200bn. Particularly, POW, VNM, and CTG were sold the most whilst HPG, PLX, and SBT attracted the most demand across VN30.

### VN30 Future chart: The all-time high is still held

VN30F2103 kept following the range movement with upper and lower threshold placed at 1,200 pts and 1,150 pts, respectively. Particularly, 1,200 pts area acts as the significant resistance zone in the short term. On the downside, 1,160 pts zone is the intraday support, followed by 1,140 pts area. In the short term, the range is expected to be held due to the unclear market direction when the instrument is traded between MA200 and MA50. On Daily time frame, the bull is still active thanks to the upward MA20, MA50, and MA200. In overall, the market is consolidating in the tight range where overnight long/short positions could not work. Besides, range trading always risky. Thus, traders should stay on the sidelines and wait until the range is broken to capture the big swing.

### Technical strategy

During the rigid price movement where trading signals are invalid, traders should continue to stay on the sidelines and wait for the range is broken to capture the big market leg.

**Table 1. Future statistics**

(points, %, contracts)

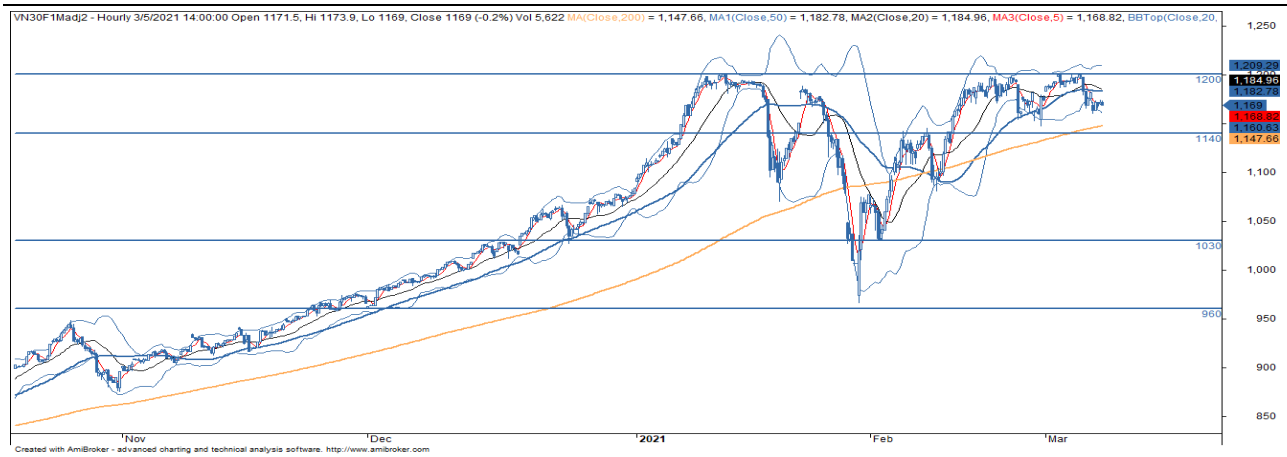
	Close Price	% chg.	Trading Volume	Open Interest	Fair Value	Expire Date
<b>VN30 Index</b>	1,173.8	(0.0)				
<b>VN30F2103</b>	1,169.0	(1.0)	169,038	30,719	1,174	18/03/21
<b>VN30F2104</b>	1,174.1	(0.8)	603	658	1,175	15/04/21
<b>VN30F2106</b>	1,178.6	(0.6)	50	339	1,175	17/06/21
<b>VN30F2109</b>	1,178.9	(0.5)	57	196	1,176	16/09/21

Source: Bloomberg, KIS

**Dang Le**

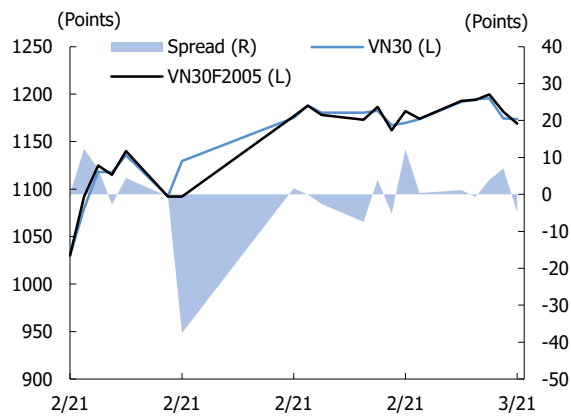
dang.lh@kisvn.vn

**Figure 1. VN30 Generics hourly chart**



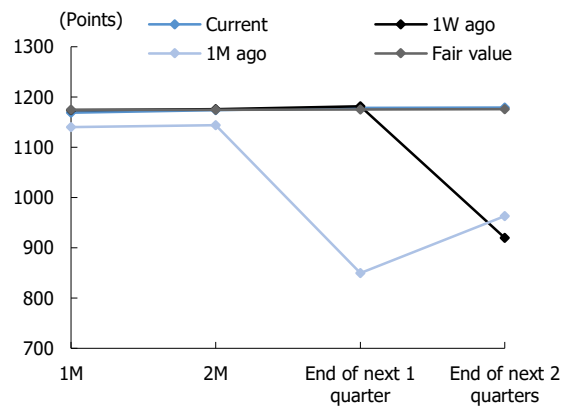
Source: Bloomberg, KIS. Price is adjusted by Proportional Adjustment method

**Figure 2. Basis spread**



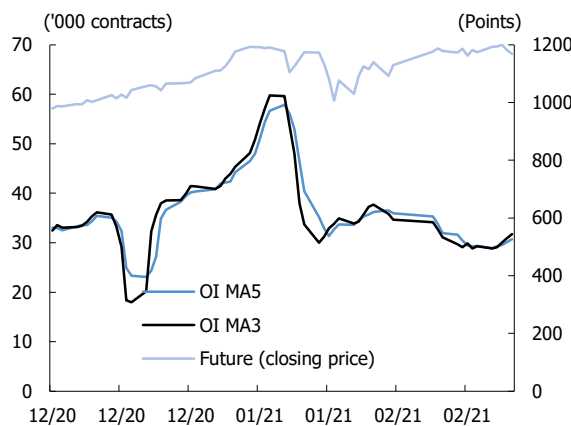
Source: Bloomberg, KIS

**Figure 3. Future price curve**



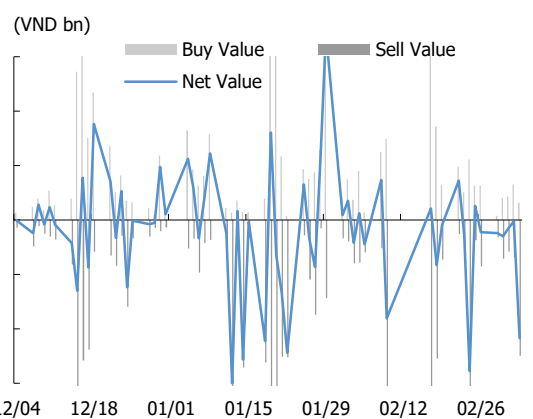
Source: Bloomberg, KIS

**Figure 4. Open interest pattern**



Source: Bloomberg, KIS

**Figure 5. Daily foreign net buy / sell**



Source: Bloomberg, KIS

Table 2. VN30 constituent statistics

(VND bn, VND, %, x, '000 shares)

Quote	Name	Industry	Market Cap	Index Weight	Current Price	1D chg	PER	PBR	3M. Vol	Foreign Owned	52W High	52W Low
BID	BIDV	Financials	170,534	0.72	42,400	(0.8)	23.9	2.23	2,270	17.3	50,600	29,500
BVH	Bao Viet Group	Financials	43,797	0.46	59,000	(1.7)	28.3	2.19	1,084	27.9	71,200	32,300
CTG	Vietinbank	Financials	141,489	2.24	38,000	(0.8)	10.3	1.67	9,771	28.4	40,100	16,600
FPT	FPT Corp	Information Technology	59,498	5.02	75,900	0.0	18.4	3.78	2,460	49.0	79,000	34,870
GAS	PetroVietnam Gas	Utilities	177,040	0.93	92,500	1.8	22.9	3.66	1,140	2.9	94,700	53,900
HDB	HDBank	Financials	41,199	3.04	25,850	(1.3)	9.7	1.79	4,978	17.2	28,000	9,758
HPG	Hoa Phat Group	Materials	152,411	8.84	46,000	0.2	11.3	2.58	23,023	30.8	47,100	12,708
KDH	Khang Dien House	Real Estate	17,574	1.20	31,450	(1.6)	15.4	2.16	1,612	36.4	35,800	16,667
MBB	MBBank	Financials	76,546	4.84	27,350	0.7	9.2	1.60	18,671	23.2	28,700	11,330
MSN	Masan Group Corp	Consumer Staples	104,782	3.87	89,200	0.9	84.6	6.57	1,716	32.5	98,200	46,400
MWG	Mobile World Investment Corp	Consumer Discretionary	61,622	4.22	132,200	(0.5)	15.3	3.87	1,277	49.0	139,900	56,300
NVL	Novaland	Real Estate	85,010	3.14	79,900	(0.9)	20.2	3.08	3,556	6.7	83,500	48,548
PDR	Phat Dat Real Estate	Real Estate	24,800	1.05	62,600	(0.3)	21.2	4.86	3,515	1.3	65,100	20,098
PLX	Vietnam National Petroleum Group	Energy	70,691	0.82	58,000	0.3	91.9	3.34	1,309	15.4	59,600	35,100
PNJ	Phu Nhuan Jewelry	Consumer Discretionary	19,053	1.71	83,800	0.0	17.7	3.64	695	49.0	87,500	45,000
POW	PetroVietnam Power Corp	Utilities	31,498	0.66	13,450	6.7	14.3	1.11	12,464	7.7	15,200	6,850
REE	REE Corp	Industrials	17,121	0.81	55,400	(0.2)	8.1	1.49	743	49.0	59,600	26,100
SBT	Thanh Thanh Cong - Bien Hoa	Consumer Staples	13,855	0.58	22,450	(0.2)	23.7	1.78	4,291	7.9	25,300	11,600
SSI	SSI Securities Corp	Financials	20,037	1.27	33,450	0.0	16.0	2.04	13,242	43.6	37,250	9,569
STB	Sacombank	Financials	33,728	3.38	18,700	1.9	12.6	1.16	26,863	9.4	21,700	7,120
TCB	Techcombank	Financials	137,392	9.42	39,200	0.4	11.1	1.85	17,133	22.5	40,750	14,000
TCH	Hoang Huy Investment	Industrials	7,754	0.49	21,950	0.7	8.5	1.57	8,241	5.5	32,900	16,250
TPB	Tien Phong Bank	Financials	29,402	1.86	28,500	(0.5)	8.1	1.76	3,106	30.0	31,000	13,055
VCB	Vietcombank	Financials	357,536	4.15	96,400	(0.9)	19.4	3.62	1,135	23.7	108,500	56,600
VHM	Vinhomes	Real Estate	323,688	4.87	98,400	(1.6)	11.6	3.76	2,822	22.4	106,400	52,000
VIC	Vingroup	Real Estate	359,552	7.58	106,300	(0.6)	67.7	4.59	1,165	14.1	116,000	68,000
VJC	Vietjet Aviation	Industrials	71,661	3.78	136,800	0.0	30.1	4.78	674	19.3	138,500	93,200
VNM	Vinamilk	Consumer Staples	215,265	9.03	103,000	(0.4)	21.6	6.88	2,803	57.3	117,200	69,750
VPB	VPBank	Financials	102,608	8.12	41,800	0.7	9.8	1.94	6,296	23.4	42,750	16,000
VRE	Vincom Retail	Real Estate	78,509	1.89	34,550	0.0	33.0	2.68	7,236	31.1	38,300	16,900

Source: Bloomberg, KIS

## Global Disclaimer

### ■ General

This research report and marketing materials for Vietnamese securities are originally prepared and issued by the Research Center of KIS Vietnam Securities Corp., an organization licensed with the State Securities Commission of Vietnam. The analyst(s) who participated in preparing and issuing this research report and marketing materials is/are licensed and regulated by the State Securities Commission of Vietnam in Vietnam only. This report and marketing materials are copyrighted and may not be copied, redistributed, forwarded or altered in any way without the consent of KIS Vietnam Securities Corp..

This research report and marketing materials are for information purposes only. They are not and should not be construed as an offer or solicitation of an offer to purchase or sell any securities or other financial instruments or to participate in any trading strategy. This research report and marketing materials do not provide individually tailored investment advice. This research report and marketing materials do not take into account individual investor circumstances, objectives or needs, and are not intended as recommendations of particular securities, financial instruments or strategies to any particular investor. The securities and other financial instruments discussed in this research report and marketing materials may not be suitable for all investors. The recipient of this research report and marketing materials must make their own independent decisions regarding any securities or financial instruments mentioned herein and investors should seek the advice of a financial adviser. KIS Vietnam Securities Corp. does not undertake that investors will obtain any profits, nor will it share with investors any investment profits. KIS Vietnam Securities Corp., its affiliates, or their affiliates and directors, officers, employees or agents of each of them disclaim any and all responsibility or liability whatsoever for any loss (director consequential) or damage arising out of the use of all or any part of this report or its contents or otherwise arising in connection therewith. Information and opinions contained herein are subject to change without notice and may differ or be contrary to opinions expressed by other business areas or KIS Vietnam Securities Corp. The final investment decision is based on the client's judgment, and this research report and marketing materials cannot be used as evidence in any legal dispute related to investment decisions.

### ■ Country-specific disclaimer

**United States:** This report is distributed in the U.S. by Korea Investment & Securities America, Inc., a member of FINRA/SIPC, and is only intended for major U.S. institutional investors as defined in Rule 15a-6(a)(2) under the U.S. Securities Exchange Act of 1934. All U.S. persons that receive this document by their acceptance thereof represent and warrant that they are a major U.S. institutional investor and have not received this report under any express or implied understanding that they will direct commission income to Korea Investment & Securities, Co., Ltd. or its affiliates. Pursuant to Rule 15a-6(a)(3), any U.S. recipient of this document wishing to effect a transaction in any securities discussed herein should contact and place orders with Korea Investment & Securities America, Inc., which accepts responsibility for the contents of this report in the U.S. The securities described in this report may not have been registered under the U.S. Securities Act of 1933, as amended, and, in such case, may not be offered or sold in the U.S. or to U.S. person absent registration or an applicable exemption from the registration requirement.

**United Kingdom:** This report is not an invitation nor is it intended to be an inducement to engage in investment activity for the purpose of section 21 of the Financial Services and Markets Act 2000 of the United Kingdom ("FSMA"). To the extent that this report does constitute such an invitation or inducement, it is directed only at (i) persons who are investment professionals within the meaning of Article 19(5) of the Financial Services and Markets Act 2000 (Financial Promotion) Order 2005 (as amended) of the United Kingdom (the "Financial Promotion Order"); (ii) persons who fall within Articles 49(2)(a) to (d) ("high net worth companies, unincorporated associations etc.") of the Financial Promotion Order; and (iii) any other persons to whom this report can, for the purposes of section 21 of FSMA, otherwise lawfully be made (all such persons together being referred to as "relevant persons"). Any investment or investment activity to which this report relates is available only to relevant persons and will be engaged in only with relevant persons. Persons who are not relevant persons must not act or rely on this report.

**Hong Kong:** This research report and marketing materials may be distributed in Hong Kong to institutional clients by Korea Investment & Securities Asia Limited (KISA), a Hong Kong representative subsidiary of Korea Investment & Securities Co., Ltd., and may not otherwise be distributed to any other party. KISA provides equity sales service to institutional clients in Hong Kong for Korean securities under its sole discretion, and is thus solely responsible for provision of the aforementioned equity selling activities in Hong Kong. All requests by and correspondence with Hong Kong investors involving securities discussed in this report and marketing materials must be effected through KISA, which is registered with The Securities & Futures Commission (SFC) of Hong Kong. Korea Investment & Securities Co., Ltd. is not a registered financial institution under Hong Kong's SFC.

**Singapore:** This report is provided pursuant to the financial advisory licensing exemption under Regulation 27(1)(e) of the Financial Advisers Regulation of Singapore and accordingly may only be provided to persons in Singapore who are "institutional investors" as defined in Section 4A of the Securities and Futures Act, Chapter 289 of Singapore. This report is intended only for the person to whom Korea Investment & Securities Co., Ltd. has provided this report and such person may not send, forward or transmit in any way this report or any copy of this report to any other person. Please contact Korea Investment & Securities Singapore Pte Ltd in respect of any matters arising from, or in connection with, the analysis or report (Contact Number: 65 6501 5600).

Copyright © 2021 KIS Vietnam Securities Corp. All rights reserved. No part of this report may be reproduced or distributed in any manner without permission of KIS Vietnam Securities Corp.