

Money inflow ticks up across SEA

Vietnam foreign flow

Last week, foreign selling activities increased slightly, recorded a net sell value of USD73mn, up 30% compared to the previous week.

Financials, Consumer Staples and Real Estate were sold the most, recorded net sell value of USD26mn, USD18mn and USD13mn, respectively. Particularly, Financials and Consumer Staples' outflow mainly driven by VCB, STB, BID, VPB, HDB, VNM and DBC, overwhelming strong buying on HCM. For Real Estate, this group focused on VRE and VIC whilst VHM ended up to be net bought. Besides, Utilities also experienced an outflow, mainly because of large sell orders on GAS. In contrast, demand across Materials kept increasing due to HPG, AAA and HSG.

South East Asia ETF flow

Last week, ETF money inflow across South East Asia ticked up, recorded the net inflow of USD13mn. Specifically, divestment away from Indonesia and Philippines fell 40% and 65% WoW, respectively. Besides, Singapore kept attracting money flow for night consecutive weeks.

In this context, money inflow across Vietnam also increased, recorded the net inflow at USD2mn. Of which, VFMVN30 ETF was the main driver which attracted USD1.7mn last week.

Table 1. Vietnam ETF net flow

(USD, % WoW, USD mn)

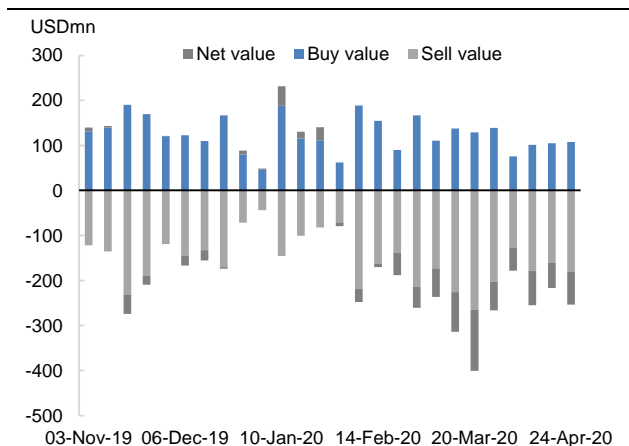
Name	Type	Total AUM	NAV/share Price	% 1W chg	% Premium	Net Fund Flow (USDmn)				
						1W	1M	6M	1Y	
X FTSE VIETNAM SWAP	Swap ETF	209.2	24.4	24.4	(0.4)	0.1	0.0	6.1	(13.0)	(33)
VFMVN30 ETF FUND	ETF	218.8	0.5	0.5	(1.6)	1.0	1.7	(0.1)	22.1	41.8
VANECK VIETNAM ETF	ETF	302.3	12.4	12.4	2.1	(0.8)	0.0	(12.8)	(45.8)	(6.8)
SSIAM VNX50 ETF	ETF	6.6	0.5	0.5	(2.8)	(0.0)	0.0	0.0	0.2	2.4
PREMIA MSCI VIETNAM	ETF	20.4	7.8	7.8	(2.4)	(0.5)	0.0	(0.1)	0.8	4.7
SSIAM VNFN LEAD	ETF	-	0.3	0.3	(5.7)	(0.8)	-	-	-	-

Source: FiinPro, KIS

Dang Le

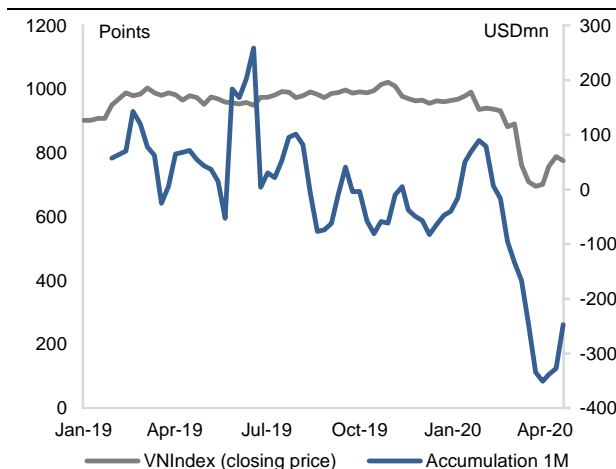
dang.lh@kisvn.vn

Figure 1. Weekly net foreign buy/sell



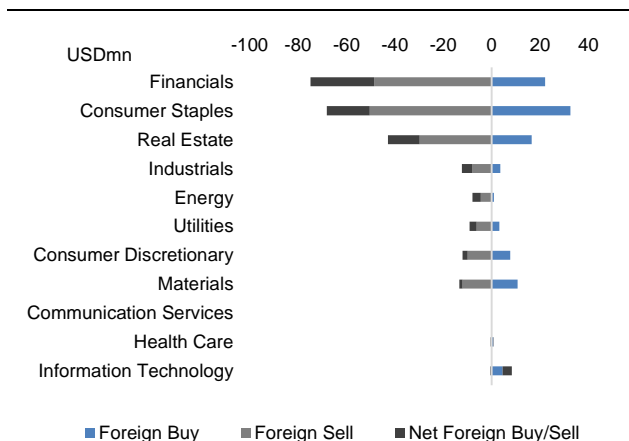
Source: Bloomberg, KIS

Figure 2. VNIndex and 1M accumulative foreign flow



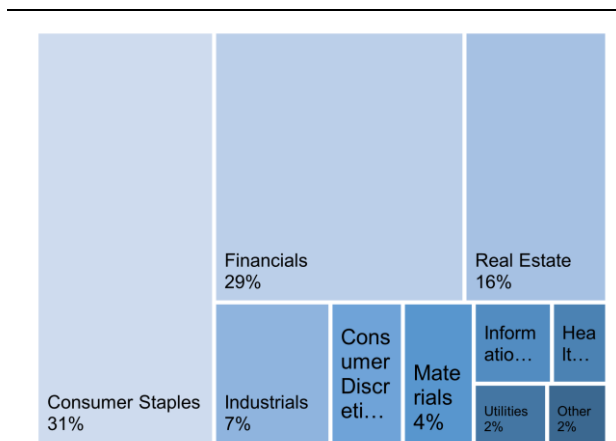
Source: Bloomberg, KIS

Figure 3. Net buy/sell by sector, 20-24 Apr



Source: Bloomberg, FiinPro, KIS

Figure 4. Foreign holding by sector



Source: Bloomberg, FiinPro, KIS

Table 2. Top 10 foreign net buy

(VND, %WoW, USD mn)

Ticker	Sector	Price	% Chg	Buy	Sell	Net
HPG	Materials	22,100	6.8%	8.9	5.1	3.8
FPT	IT	51,000	-0.4%	4.4	0.6	3.8
VHM	Real Estate	65,000	-5.1%	6.7	3.7	2.9
HCM	Financials	17,150	2.1%	1.1	0.3	0.9
GEX	Industrials	16,250	-2.4%	0.5	0.0	0.4
PHR	Cons Discretionary	43,100	-2.7%	0.4	0.1	0.3
AAA	Materials	12,800	8.0%	0.3	0.0	0.2
HSG	Materials	7,260	12.4%	0.5	0.3	0.2
HQC	Real Estate	1,100	0.0%	0.2	0.0	0.2
PPC	Utilities	25,450	6.9%	0.3	0.1	0.2

Source: FiinPro, KIS
Data as of 20-24 Apr 2020

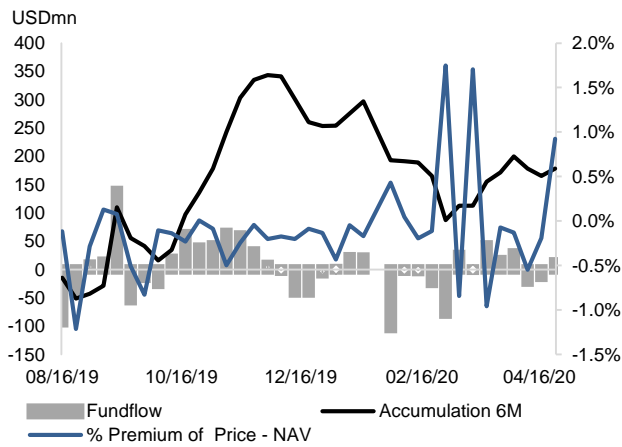
Table 3. Top 10 foreign net sell

(VND, %WoW, USD mn)

Ticker	Sector	Price	% Chg	Buy	Sell	Net
VNM	Cons Staples	102,800	3.5%	25.6	38.0	(12.4)
VRE	Real Estate	24,000	-9.4%	5.3	11.8	(6.5)
VCB	Financials	68,900	-3.5%	6.1	12.5	(6.4)
VIC	Real Estate	93,000	-3.2%	3.0	8.7	(5.7)
STB	Financials	9,100	-6.5%	0.3	5.4	(5.1)
BID	Financials	36,000	-3.7%	0.2	3.8	(3.6)
VPB	Financials	20,500	-4.4%	0.9	4.3	(3.4)
GAS	Utilities	65,100	-3.8%	0.9	3.7	(2.8)
DBC	Cons Staples	24,800	-11.4%	0.5	3.2	(2.7)
HDB	Financials	20,600	-4.2%	2.9	5.6	(2.6)

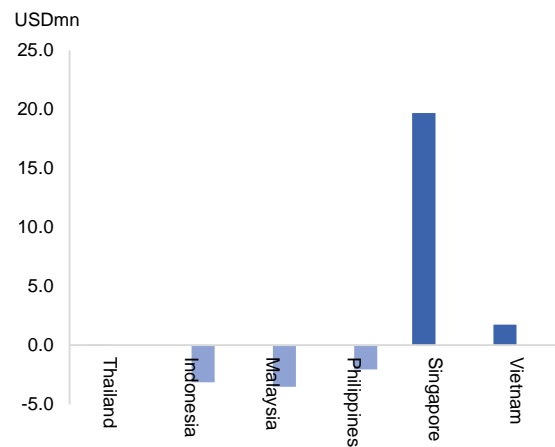
Source: FiinPro, KIS
Data as of 20-24 Apr 2020

Figure 8. Weekly ETF net flow to SEA



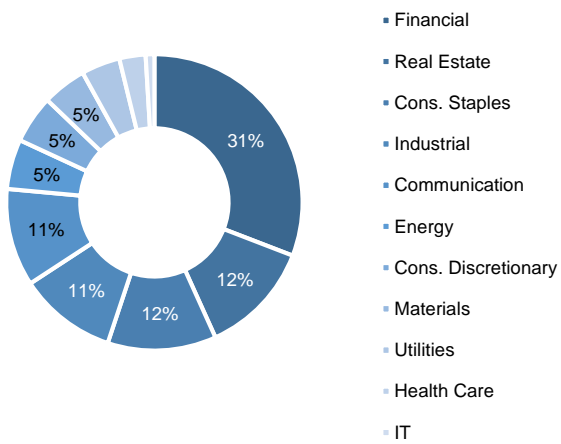
Source: Bloomberg.
 Note: SEA includes Indonesia, Malaysia, Philippines, Singapore, Thailand and Vietnam

Figure 9. ETF net flow by country, 20-24 Apr



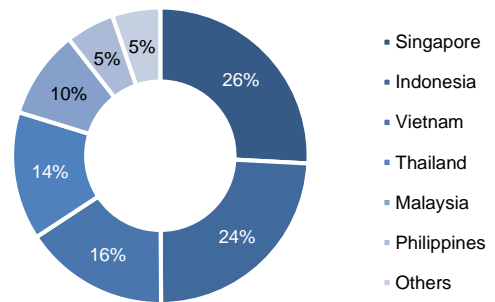
Source: Bloomberg, KIS

Figure 10. ETF focus by sector



Source: Bloomberg, KIS

Figure 11. ETF focus by country



Source: Bloomberg, KIS

Table 4. ETFs investing in Southeast Asia markets

(USD mn)

No	Ticker	Name	AUM (USDmn)	Fund focus
1	2810 HK Equity	Premia Dow Jones Emerging Asea	33	ASEAN Countries
2	9810 HK Equity	Premia Dow Jones Emerging Asea	33	ASEAN Countries
3	ASEA US Equity	Global X FTSE Southeast Asia E	20	ASEAN Countries
4	ASEAN SP Equity	CIMB FTSE ASEAN 40	13	ASEAN Countries
5	3099 HK Equity	Xtrackers MSCI Indonesia Swap	105	Indonesia
6	EIDO US Equity	iShares MSCI Indonesia ETF	249	Indonesia
7	H4ZT GR Equity	HSBC MSCI INDONESIA UCITS ETF	35	Indonesia
8	IDX US Equity	VanEck Vectors Indonesia Index	24	Indonesia
9	INDO FP Equity	Lyxor MSCI Indonesia UCITS ETF	23	Indonesia
10	R/LQ45X IJ Equity	Premier ETF LQ-45	88	Indonesia
11	XIIC IJ Equity	Premier ETF Indonesia Consumer	1	Indonesia
12	XIIF IJ Equity	Premier ETF Indonesia Financia	4	Indonesia
13	XIIT IJ Equity	Premier ETF IDX30	123	Indonesia
14	XIJI IJ Equity	Premier ETF Syariah JII	1	Indonesia
15	XISC IJ Equity	Premier ETF Indonesia State-Ow	58	Indonesia
16	XISI IJ Equity	Premier ETF SMINFRA18	4	Indonesia
17	XISR IJ Equity	Premier ETF Sri Kehati	34	Indonesia
18	XMID LN Equity	Xtrackers MSCI Indonesia Swap	105	Indonesia
19	XPDV IJ Equity	Pinnacle CORE High Dividend ET	0	Indonesia
20	XPLC IJ Equity	Pinnacle Indonesia Large-Cap E	1	Indonesia
21	XPLQ IJ Equity	Pinnacle Enhanced Liquid ETF	2	Indonesia
22	1560 JP Equity	NEXT FUNDS FTSE Bursa Malaysia	4	Malaysia
23	3082 HK Equity	Xtrackers MSCI Malaysia UCITS	30	Malaysia
24	EWM US Equity	iShares MSCI Malaysia ETF	290	Malaysia
25	FBM30 MK Equity	FTSE BURSA MALAYSIA KLCI ETF F	1	Malaysia
26	H4ZV GR Equity	HSBC MSCI MALAYSIA UCITS ETF	4	Malaysia
27	MAL FP Equity	Lyxor MSCI Malaysia UCITS ETF	17	Malaysia
28	XCS3 GR Equity	Xtrackers MSCI Malaysia UCITS	30	Malaysia
29	3016 HK Equity	Xtrackers MSCI Philippines UCI	32	Philippines
30	EPHE US Equity	iShares MSCI Philippines ETF	110	Philippines
31	FMETF PM Equity	First Metro Philippine Equity	28	Philippines
32	XPQP GR Equity	Xtrackers MSCI Philippines UCI	32	Philippines
33	3065 HK Equity	Xtrackers MSCI Singapore UCITS	36	Singapore
34	316300 KS Equity	KIM KINDEX Singapore REITs ETF	8	Singapore
35	342140 KS Equity	KIM KINDEX Morningstar Singapo	12	Singapore
36	DBSSTI SP Equity	Nikko AM Singapore STI ETF	13	Singapore
37	EWS US Equity	iShares MSCI Singapore ETF	418	Singapore
38	SINGINC SP Equity	Phillip SING Income ETF	31	Singapore
39	SREITS SP Equity	Lion-Phillip S-REIT ETF	109	Singapore
40	STTF SP Equity	SPDR Straits Times Index ETF	639	Singapore
41	XBAS GR Equity	Xtrackers MSCI Singapore UCITS	36	Singapore
42	1559 JP Equity	NEXT FUNDS Thai Equity SET50 E	5	Thailand
43	1DIV TB Equity	ThaiDEX SET High Dividend ETF	4	Thailand
44	3092 HK Equity	Xtrackers MSCI Thailand UCITS	44	Thailand
45	BMSCG TB Equity	BCAP Mid Small CG ETF	12	Thailand
46	BSET100 TB Equity	BCAP SET100 ETF	40	Thailand
47	BMSCITH TB Equity	BCAP MSCI Thailand ETF	38	Thailand
48	EBANK TB Equity	KTAM SET Banking ETF Tracker	3	Thailand
49	ECOMM TB Equity	KTAM SET Commerce ETF Tracker	1	Thailand
50	EFOOD TB Equity	KTAM SET Food and Beverage ETF	1	Thailand
51	EICT TB Equity	KTAM SET ICT ETF Tracker	1	Thailand
52	ENGY TB Equity	MTrack Energy ETF	3	Thailand
53	ENY TB Equity	KTAM SET Energy ETF Tracker	3	Thailand
54	ESET50 TB Equity	KTAM SET50 ETF Tracker	1	Thailand
55	TDEX TB Equity	ThaiDEX SET50 ETF	82	Thailand
56	TH100 TB Equity	ThaiDEX SET100 ETF	81	Thailand
57	THA FP Equity	Lyxor MSCI Thailand UCITS ETF	12	Thailand
58	THD US Equity	iShares MSCI Thailand ETF	336	Thailand

59	XCS4 GR Equity	Xtrackers MSCI Thailand UCITS	44	Thailand
60	2804 HK Equity	Premia MSCI Vietnam ETF	20	Vietnam
61	E1VFN30 VN Equity	VFMVN30 ETF Fund	219	Vietnam
62	FUESSV50 VN Equity	SSIAM VNX50 ETF	7	Vietnam
63	VNM US Equity	VanEck Vectors Vietnam ETF	302	Vietnam
64	XFVT GR Equity	Xtrackers FTSE Vietnam Swap UC	209	Vietnam
65	FUESSVFL VN Equity	SSIAM VNFIN LEAD ETF	-	Vietnam

Global Disclaimer

■ General

This research report and marketing materials for Vietnamese securities are originally prepared and issued by the Research Center of KIS Vietnam Securities Corp., an organization licensed with the State Securities Commission of Vietnam. The analyst(s) who participated in preparing and issuing this research report and marketing materials is/are licensed and regulated by the State Securities Commission of Vietnam in Vietnam only. This report and marketing materials are copyrighted and may not be copied, redistributed, forwarded or altered in any way without the consent of KIS Vietnam Securities Corp..

This research report and marketing materials are for information purposes only. They are not and should not be construed as an offer or solicitation of an offer to purchase or sell any securities or other financial instruments or to participate in any trading strategy. This research report and marketing materials do not provide individually tailored investment advice. This research report and marketing materials do not take into account individual investor circumstances, objectives or needs, and are not intended as recommendations of particular securities, financial instruments or strategies to any particular investor. The securities and other financial instruments discussed in this research report and marketing materials may not be suitable for all investors. The recipient of this research report and marketing materials must make their own independent decisions regarding any securities or financial instruments mentioned herein and investors should seek the advice of a financial adviser. KIS Vietnam Securities Corp. does not undertake that investors will obtain any profits, nor will it share with investors any investment profits. KIS Vietnam Securities Corp., its affiliates, or their affiliates and directors, officers, employees or agents of each of them disclaim any and all responsibility or liability whatsoever for any loss (director consequential) or damage arising out of the use of all or any part of this report or its contents or otherwise arising in connection therewith. Information and opinions contained herein are subject to change without notice and may differ or be contrary to opinions expressed by other business areas or KIS Vietnam Securities Corp. The final investment decision is based on the client's judgment, and this research report and marketing materials cannot be used as evidence in any legal dispute related to investment decisions.

■ Country-specific disclaimer

United States: This report is distributed in the U.S. by Korea Investment & Securities America, Inc., a member of FINRA/SIPC, and is only intended for major U.S. institutional investors as defined in Rule 15a-6(a)(2) under the U.S. Securities Exchange Act of 1934. All U.S. persons that receive this document by their acceptance thereof represent and warrant that they are a major U.S. institutional investor and have not received this report under any express or implied understanding that they will direct commission income to Korea Investment & Securities, Co., Ltd. or its affiliates. Pursuant to Rule 15a-6(a)(3), any U.S. recipient of this document wishing to effect a transaction in any securities discussed herein should contact and place orders with Korea Investment & Securities America, Inc., which accepts responsibility for the contents of this report in the U.S. The securities described in this report may not have been registered under the U.S. Securities Act of 1933, as amended, and, in such case, may not be offered or sold in the U.S. or to U.S. person absent registration or an applicable exemption from the registration requirement.

United Kingdom: This report is not an invitation nor is it intended to be an inducement to engage in investment activity for the purpose of section 21 of the Financial Services and Markets Act 2000 of the United Kingdom ("FSMA"). To the extent that this report does constitute such an invitation or inducement, it is directed only at (i) persons who are investment professionals within the meaning of Article 19(5) of the Financial Services and Markets Act 2000 (Financial Promotion) Order 2005 (as amended) of the United Kingdom (the "Financial Promotion Order"); (ii) persons who fall within Articles 49(2)(a) to (d) ("high net worth companies, unincorporated associations etc.") of the Financial Promotion Order; and (iii) any other persons to whom this report can, for the purposes of section 21 of FSMA, otherwise lawfully be made (all such persons together being referred to as "relevant persons"). Any investment or investment activity to which this report relates is available only to relevant persons and will be engaged in only with relevant persons. Persons who are not relevant persons must not act or rely on this report.

Hong Kong: This research report and marketing materials may be distributed in Hong Kong to institutional clients by Korea Investment & Securities Asia Limited (KISA), a Hong Kong representative subsidiary of Korea Investment & Securities Co., Ltd., and may not otherwise be distributed to any other party. KISA provides equity sales service to institutional clients in Hong Kong for Korean securities under its sole discretion, and is thus solely responsible for provision of the aforementioned equity selling activities in Hong Kong. All requests by and correspondence with Hong Kong investors involving securities discussed in this report and marketing materials must be effected through KISA, which is registered with The Securities & Futures Commission (SFC) of Hong Kong. Korea Investment & Securities Co., Ltd. is not a registered financial institution under Hong Kong's SFC.

Singapore: This report is provided pursuant to the financial advisory licensing exemption under Regulation 27(1)(e) of the Financial Advisers Regulation of Singapore and accordingly may only be provided to persons in Singapore who are "institutional investors" as defined in Section 4A of the Securities and Futures Act, Chapter 289 of Singapore. This report is intended only for the person to whom Korea Investment & Securities Co., Ltd. has provided this report and such person may not send, forward or transmit in any way this report or any copy of this report to any other person. Please contact Korea Investment & Securities Singapore Pte Ltd in respect of any matters arising from, or in connection with, the analysis or report (Contact Number: 65 6501 5600).

Copyright © 2020 KIS Vietnam Securities Corp. All rights reserved. No part of this report may be reproduced or distributed in any manner without permission of KIS Vietnam Securities Corp.