

Corporate news

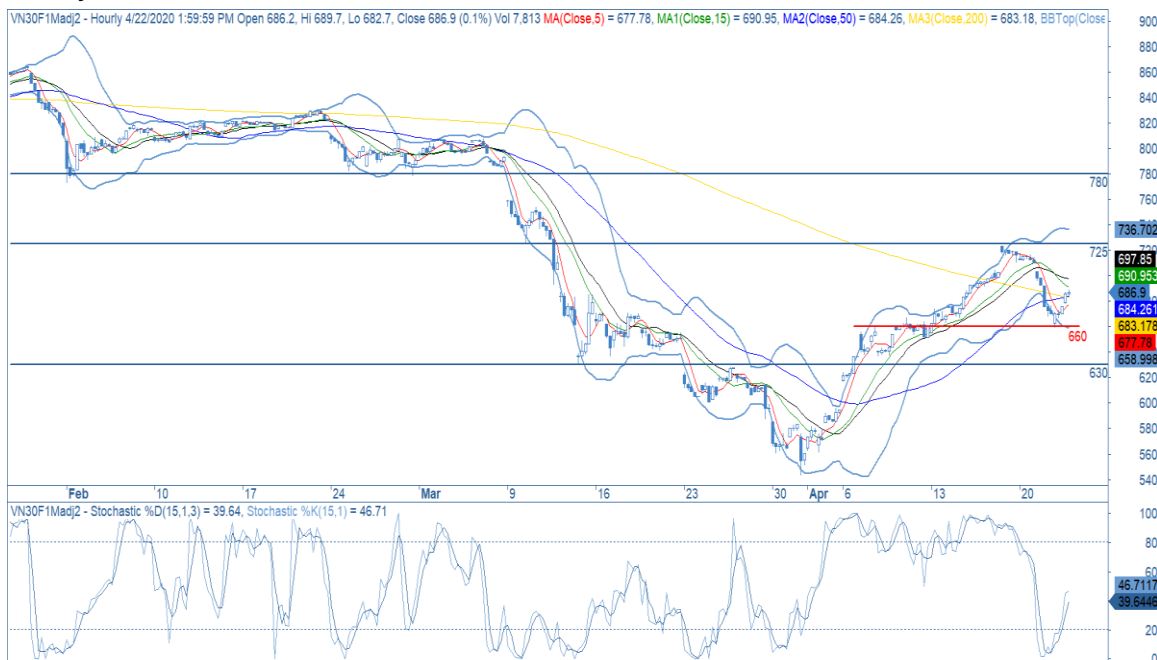
- **GAS:** GAS announced the revenue of 1Q2020 at nearly VND17,094bn, down 8% YoY and gross profit dropped sharply by 24% to VND3,312bn. (PVGAS)

Market commentary: Rigid price movement

- **VN30 Index commentary:** The VN30 Index was added 1.1% to close at 714.4 pts with only 10 underperformers. Particularly, BID (+4.3%), FPT (+3.7%), HDB (+3.5%), SSI (+3.5%) and MWG (+3.3%) were top 5 index movers. However, VHM (-3.8%), VRE (-3.5%), VCB (-3.1%), GAS (-1.6%) and CTD (-1.2%) dragged the benchmark down and became index laggards yesterday. Regarding to foreign trading activities, selling activities kept accelerating, net sell value recorded at VND241bn, two times higher than the previous trading day. To be specific, VNM, VRE, HPG, VCB and STB were sold the most whilst FPT, VHM and MSN attracted most foreign demand yesterday.
- **Future's technical view:** VN30F2005 positively reacted with 660 pts zone, forming the solid support zone at 660 pts, followed by 630 pts. However, the instrument is expected to enter the tightening phase on this trading day with rigid price movement. Particularly, on both hourly and daily time frame, MA5 and M15 conflicted as well as daily Stochastic stayed on the fence, signaling the intraday tightening phase. Besides, MA20 and MA50 were converging, implying the uncertainty for the next market leg. In this case, trigger points will occur when 660 pts or 725 pts zone is broken.

Trading strategy: Long VN30F2005 at 725 pts zone when this level is broken, take profit at 780 pts zone and stoploss at 715 pts. For short positions, sell this instrument when 660 pts when this level is broken, take profit at 630 pts zone and stoploss at 670 pts.

Hourly candlestick chart



Created with AmiBroker - advanced charting and technical analysis software. <http://www.amibroker.com>
 *Price is adjusted by Proportional Adjustment method
 Source: Fiinpro, KIS

Mr. Dang Le

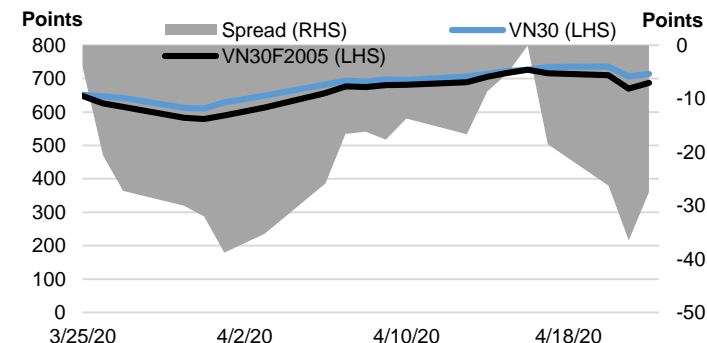
Strategy - Associate

(+84 28) 3914 8585 - Ext: 1471
 dang.lh@kisvn.vn

	Close Price	+/- %	Trading Volume	Open Interest	Fair Value	Expire Date
	Points	%	contracts	contracts	Points	
VN30 Index	714.4	1.1%				
VN30F2005	686.9	2.5%	258,419	29,963	715	21/05/20
VN30F2006	678.6	2.0%	776	873	716	18/06/20
VN30F2009	678.0	1.8%	183	314	719	17/09/20
VN30F2012	679.2	1.9%	130	77	722	17/12/20

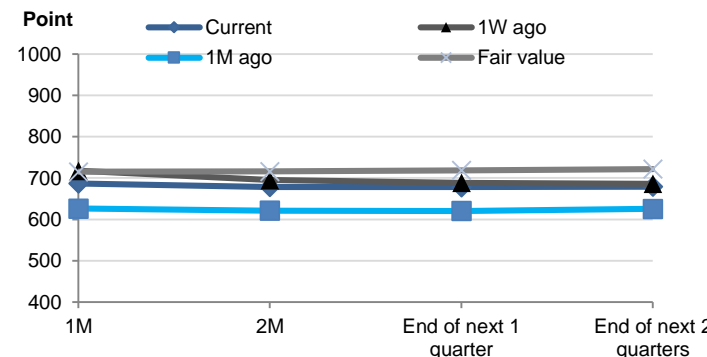
Source: Bloomberg

Basis Spread



Source: Bloomberg

Future Price Curves



Source: Bloomberg, KIS, Fiinpro

VN30 INDEX MEMBERS												
Quote	Name	Industry	Market Cap	Index Weight	Current Price	1D chg	PER	PBR	3M. Vol	Foreign Owned	52W High	52W Low
		Unit:	VND bn.	%	VND	%	x	x	'000 shares	%	VND	VND
BID	Bank for Investment and Development of Vietnam JSC	Financials	145,597	1.1%	36,200	4.32%	15.3	2.0	1,214	18%	55,800	29,500
BVH	Bao Viet Holdings	Financials	34,889	0.6%	47,000	3.07%	28.8	1.8	460	29%	92,000	32,300
CTD	Coteccons Construction JSC	Industrials	4,326	0.4%	56,700	-1.22%	7.1	0.5	228	46%	121,500	44,000
CTG	Vietnam Joint Stock Commercial Bank for Industry and Trade	Financials	71,676	1.2%	19,250	2.39%	7.6	0.9	7,778	30%	28,450	16,600
EIB	Vietnam Export Import Commercial JSB	Financials	18,933	3.1%	15,400	1.65%	21.9	1.2	278	30%	19,100	14,000
FPT	FPT Corp	Information Technology	34,833	5.3%	51,100	3.65%	11.0	2.5	2,108	49%	61,300	40,100
GAS	PetroVietnam Gas JSC	Utilities	121,536	1.2%	63,500	-1.55%	10.9	2.4	601	3%	114,900	53,900
HDB	Ho Chi Minh City Development Joint Stock Commercial Bank	Financials	20,091	2.7%	20,800	3.48%	5.7	1.1	1,738	22%	30,100	16,100
HPG	Hoa Phat Group JSC	Materials	57,430	6.6%	20,800	2.97%	8.0	1.2	8,128	36%	26,462	15,250
MBB	Military Commercial Joint Stock Bank	Financials	38,824	4.4%	16,100	2.88%	4.6	1.0	7,529	23%	23,900	13,150
MSN	Masan Group Corp	Consumer Staples	68,033	5.2%	58,200	2.83%	12.2	1.6	1,960	36%	91,600	46,400
MWG	Mobile World Investment Corp	Consumer Discretionary	37,131	4.6%	82,000	3.27%	9.5	3.0	1,330	49%	129,500	56,300
NVL	No Va Land Investment Group Corp	Real Estate	50,901	3.4%	52,500	0.00%	14.8	2.3	556	6%	65,100	49,100
PLX	Vietnam National Petroleum Group	Energy	48,466	0.8%	40,700	-0.37%	11.6	2.1	700	13%	67,500	35,100
PNJ	Phu Nhuan Jewelry JSC	Consumer Discretionary	13,241	2.0%	58,800	1.55%	11.2	2.7	809	49%	92,500	45,000
POW	PetroVietnam Power Corp	Utilities	22,201	0.8%	9,480	1.61%	9.2	0.8	3,836	12%	16,400	6,850
REE	Refrigeration Electrical Engineering Corp	Industrials	9,131	1.0%	29,450	0.51%	5.6	0.9	738	49%	40,150	26,100
ROS	FLC Faros Construction JSC	Industrials	2,026	0.2%	3,570	-0.56%	11.4	0.3	10,274	2%	34,800	3,040
SAB	Saigon Beer Alcohol Beverage Corp	Consumer Staples	112,224	2.4%	175,000	2.94%	23.4	6.0	79	63%	291,000	111,500
SBT	Thanh Thanh Cong - Bien Hoa JSC	Consumer Staples	8,302	0.7%	14,150	-0.70%	27.9	1.2	2,118	6%	22,700	11,600
SSI	SSI Securities Corp	Financials	7,992	0.9%	13,300	3.50%	7.4	0.7	3,194	51%	22,672	9,569
STB	Saigon Thuong Tin Commercial JSB	Financials	16,540	3.2%	9,170	2.00%	6.9	0.6	11,245	11%	12,700	7,120
TCB	Vietnam Technological & Commercial Joint Stock Bank	Financials	59,152	7.3%	16,900	0.30%	5.9	1.0	2,910	22%	25,500	14,000
VCB	Bank for Foreign Trade of Vietnam JSC	Financials	257,025	3.9%	69,300	-3.08%	14.3	3.2	1,253	24%	95,000	56,600
VHM	Vinhomes JSC	Real Estate	215,134	4.6%	65,400	-3.82%	10.1	3.8	832	15%	102,300	52,000
VIC	Vingroup JSC	Real Estate	312,875	8.1%	92,500	-0.54%	40.0	4.0	913	14%	126,500	68,000
VJC	Vietjet Aviation JSC	Industrials	60,294	5.7%	115,100	0.09%	14.6	3.9	370	19%	148,800	93,200
VNM	Vietnam Dairy Products JSC	Consumer Staples	169,784	10.3%	97,500	0.72%	17.8	6.2	1,462	59%	137,600	83,700
VPB	Vietnam Prosperity JSC Bank	Financials	49,243	6.6%	20,200	3.32%	5.4	1.1	4,428	23%	29,300	16,000
VRE	Vincom Retail JSC	Real Estate	53,513	1.9%	23,550	-3.48%	19.2	2.0	2,339	32%	37,950	16,900

Contacts

HCM City Head Office

Level 3, Maritime Bank Tower
180-192 Nguyen Cong Tru St., District 1, HCM City
Tel: (+84 28) 3914 8585
Fax: (+84 28) 3821 6898

Pham Ngoc Thach Transaction Office

Level 3, 62A Pham Ngoc Thach, District 3, HCM City
Tel: (+84 28) 7108 1188
Fax: (+84 28) 3820 9229

Hanoi Branch

Level 6, CTM Tower
299 Cau Giay, Cau Giay District, Hanoi
Tel: (+84 24) 3974 4448
Fax: (+84 24) 3974 4501

Ba Trieu Transaction Office

Level 6, 74 Ba Trieu, Hoan Kiem District, Hanoi
Tel: (+84 24) 7106 3555
Fax: (+84 24) 3632 0809

Lang Ha Transaction Office

Level 5, TDL Tower, 22 Lang Ha, Dong Da District, Hanoi
Tel (+84 24) 7108 1188
Fax: (+84 24) 3244 4150

Research Department

Mr. Hoang Huy

Head of Research
(+84 28) 3914 8585 (x1450)
huy.hoang@kisvn.vn

Institutional Brokerage

Ms. Uyen Lam

Head of Institutional Brokerage
(+84 28) 3914 8585 (x1444)
uyen.lh@kisvn.vn

Disclaimer

This report has been issued by the **KIS VN Securities Corporation (KIS)** with the instructional contributions of **KIS VN Securities Corporation** whose employees are specified in the publication. This report is for information of its institutional and professional customers.

This report is and should not be construed as an offer to sell or a solicitation of an offer to purchase or subscribe for any investment. No consideration has been given to the particular investment objectives, financial situation or particular needs of any recipient. Investors are advised make their own financial decisions based on their independent financial advisors as they believe necessary and based on their particular circumstances such as their financial situation, investment objectives and other considerations.

In preparing this report, we have relied upon and assumed the accuracy and completeness of all information available from public and other sources which we believe to be reliable, but which we have not independently verified. KIS makes no express or implied guarantee, representation or warranty and accepts no responsibility or liability as to the accuracy or completeness of such information.

Opinions, estimates, and projections expressed are current opinions of the authors as of the original publication date appearing on this report only and the information, including the opinions contained herein, and are subject to change without notice.

KIS and its affiliates may from time to time perform investment banking or other services for, or solicit investment banking or other business from, companies mentioned herein. Further, KIS and its affiliates, and/or their officers, directors and employees involved in the preparation or issuance of this report may, from time to time, have long or short positions in, and buy or sell, the securities, or derivatives (including options) thereof, of companies mentioned herein, or related securities or derivatives in a manner that may be consistent or inconsistent with this report and opinions expressed therein. As a result, investors should be aware that KIS and its affiliates and/or their officers, directors and employees may have a conflict of interest that could affect this report.

This report shall not be copied, reproduced, distributed (in whole or in part) or disclosed by recipients to any other person without the express permission of KIS in writing.