

Corporate news

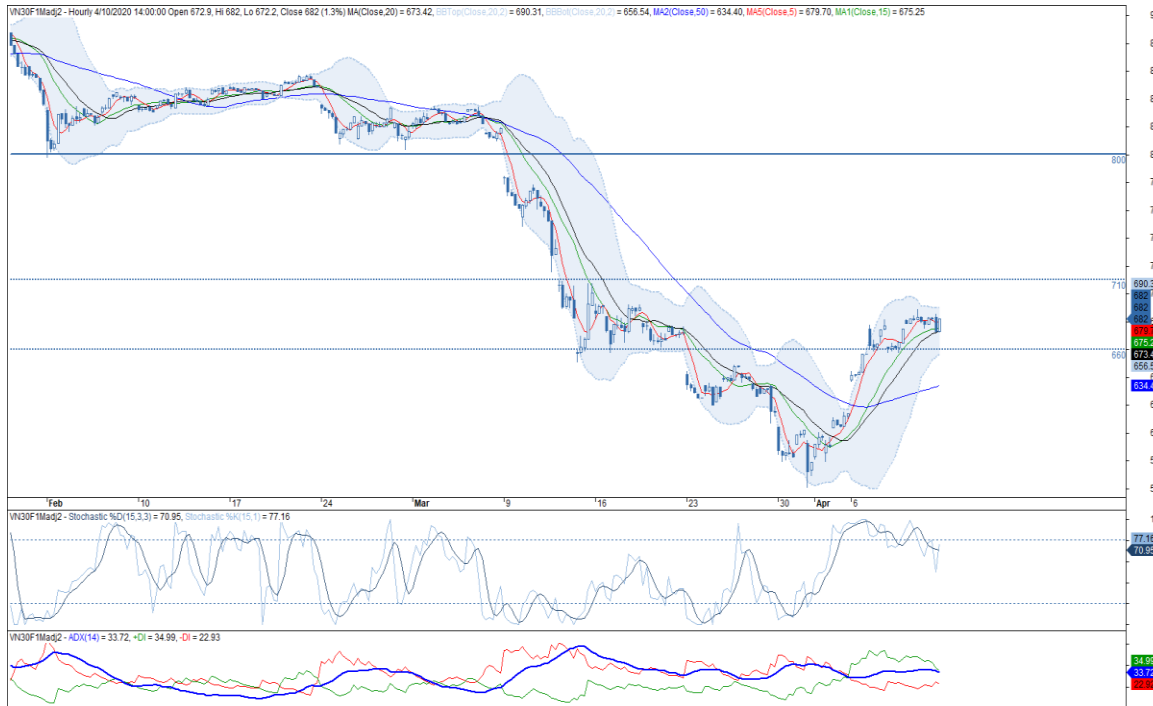
- VPB: Family member of VPB's CEO has registered to buy 12mn shares of VPB via order matching or put-through method. Transaction is expected to be conducted from 15 Apr to 14 May 2020. (ndh.vn)
- FPT: Deputy General Director and Chief Financial Officer of FPT has announced that first quarter revenue increased by 16% YoY and profit increased 19% YoY. (ndh.vn)

Market commentary: Wait for the breakout

- **VN30 Index commentary:** The VN30 Index downed 0.3% to close at 695.74 pts with only 11 outperformers. Particularly, top 5 index leaders were VJC (+7.0%), PLX (+1.9%), REE (+1.7%), HPG (+1.3%) and MSN (+1.3%). However, HDB (-3.1%), VHM (-2.8%), BVH (-2.5%), POW (-2.1%) and BID (-2.1%) dragged the benchmark down and became index laggards. Regarding to foreign trading activities, selling activities decreased across VN30, net sell value recorded at VND48bn. Particularly, VCB, VNM, MSN, HPG and PLX attracted most foreign demand whilst selling pressure mainly focused on VIC, HDB, STB, POW and BVH.
- **Future's technical view:** VN30F2004 positively reacted with MA20 and closed above MA5 as well as Stochastic went into upward alignment on the previous trading day, implying the improvement of bullish momentum. Besides, MA5 on daily time frame has been tested successfully, signalling for the upward resumption. However, the Doji candle formed on 15 minute chart at 13h30 (09 April 2020) set the line in the sand for the upward resumption at 690 pts zone. In this case, best bid will occur when 690 pts level is broken.

Trading strategy: Long VN30F2004 at 690 pts when 688 pts level is broken, take profit at 710 pts and stoploss at 685 pts.

Hourly candlestick chart



*Price is adjusted by Proportional Adjustment method
Source: Fiinpro, KIS

Mr. Dang Le

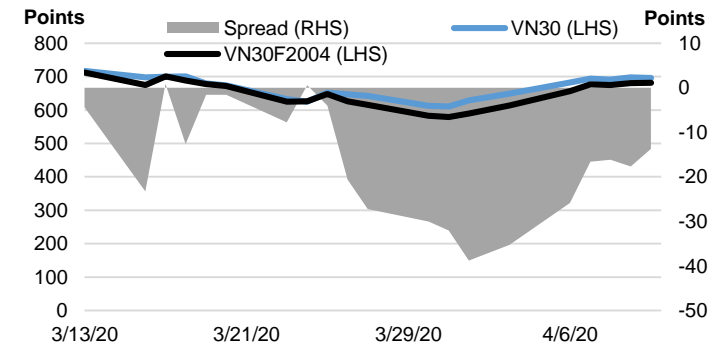
Strategy - Associate

(+84 28) 3914 8585 - Ext: 1471
dang.lh@kisvn.vn

	Close Price	+/- %	Trading Volume	Open Interest	Fair Value	Expire Date
	Points	%	contracts	contracts	Points	
VN30 Index	695.7	-0.3%				
VN30F2004	682.0	0.3%	210,246	24,713	697	16/04/20
VN30F2005	675.5	0.3%	2,988	2,315	698	21/05/20
VN30F2006	672.3	0.5%	134	255	699	18/06/20
VN30F2009	673.0	0.4%	313	222	702	17/09/20

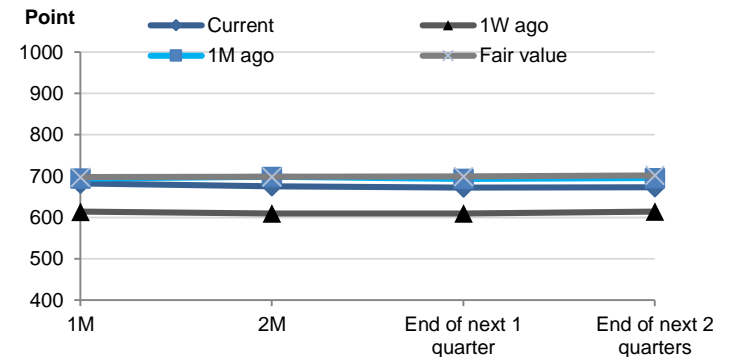
Source: Bloomberg

Basis Spread



Source: Bloomberg

Future Price Curves



Source: Bloomberg, KIS, Fiinpro

VN30 INDEX MEMBERS												
Quote	Name	Industry	Market Cap	Index Weight	Current Price	1D chg	PER	PBR	3M. Vol	Foreign Owned	52W High	52W Low
		Unit:	VND bn.	%	VND	%	x	x	'000 shares	%	VND	VND
BID	Bank for Investment and Development of Vietnam JSC	Financials	148,412	1.2%	36,900	-2.12%	15.6	2.0	1,163	18%	55,800	29,500
BVH	Bao Viet Holdings	Financials	34,147	0.6%	46,000	-2.54%	28.2	1.8	386	29%	94,900	32,300
CTD	Coteccons Construction JSC	Industrials	4,082	0.4%	53,500	-1.47%	6.0	0.5	198	46%	128,000	44,000
CTG	Vietnam Joint Stock Commercial Bank for Industry and Trade	Financials	72,420	1.3%	19,450	-1.77%	7.7	0.9	7,899	30%	28,450	16,600
EIB	Vietnam Export Import Commercial JSB	Financials	18,626	3.1%	15,150	-0.33%	21.5	1.2	256	30%	19,100	14,000
FPT	FPT Corp	Information Technology	31,629	4.9%	46,400	-0.96%	10.0	2.3	1,933	49%	61,300	40,100
GAS	PetroVietnam Gas JSC	Utilities	128,426	1.3%	67,100	0.15%	11.0	2.6	499	3%	114,900	53,900
HDB	Ho Chi Minh City Development Joint Stock Commercial Bank	Financials	19,318	2.6%	20,000	-3.15%	5.4	1.0	1,715	22%	30,100	16,100
HPG	Hoa Phat Group JSC	Materials	51,908	6.1%	18,800	1.35%	7.3	1.1	7,916	36%	26,462	15,250
MBB	Military Commercial Joint Stock Bank	Financials	37,498	4.4%	15,550	-1.58%	4.5	1.0	7,108	23%	23,900	13,150
MSN	Masan Group Corp	Consumer Staples	70,371	5.5%	60,200	1.35%	12.6	1.6	1,807	36%	91,600	46,400
MWG	Mobile World Investment Corp	Consumer Discretionary	32,467	4.1%	71,700	-1.78%	8.3	2.6	1,152	49%	129,500	56,300
NVL	No Va Land Investment Group Corp	Real Estate	50,416	3.5%	52,000	0.00%	14.6	2.3	525	6%	65,100	49,100
PLX	Vietnam National Petroleum Group	Energy	48,526	0.9%	40,750	1.88%	11.7	2.1	488	13%	67,500	35,100
PNJ	Phu Nhuan Jewelry JSC	Consumer Discretionary	12,971	2.0%	57,600	-0.69%	10.7	2.8	796	49%	92,500	45,000
POW	PetroVietnam Power Corp	Utilities	19,976	0.8%	8,530	-2.07%	8.3	0.7	3,044	12%	16,400	6,850
REE	Refrigeration Electrical Engineering Corp	Industrials	9,410	1.0%	30,350	1.68%	5.7	0.9	715	49%	40,150	26,100
ROS	FLC Faros Construction JSC	Industrials	2,327	0.2%	4,100	-4.21%	13.1	0.4	7,662	2%	34,800	3,040
SAB	Saigon Beer Alcohol Beverage Corp	Consumer Staples	90,421	1.9%	141,000	0.71%	18.9	4.8	66	63%	291,000	111,500
SBT	Thanh Thanh Cong - Bien Hoa JSC	Consumer Staples	7,921	0.7%	13,500	0.00%	26.6	1.1	1,961	6%	22,700	11,600
SSI	SSI Securities Corp	Financials	7,993	0.9%	13,300	0.76%	8.6	0.8	2,972	52%	24,052	9,569
STB	Saigon Thuong Tin Commercial JSB	Financials	16,251	3.2%	9,010	-1.96%	6.6	0.6	10,502	11%	12,700	7,120
TCB	Vietnam Technological & Commercial Joint Stock Bank	Financials	58,627	7.5%	16,750	-0.89%	5.8	0.9	2,936	22%	25,500	14,000
VCB	Bank for Foreign Trade of Vietnam JSC	Financials	261,847	4.1%	70,600	-0.56%	14.1	3.2	1,230	24%	95,000	56,600
VHM	Vinhomes JSC	Real Estate	220,726	4.9%	67,100	-2.75%	10.3	3.9	819	15%	102,300	52,000
VIC	Vingroup JSC	Real Estate	321,331	8.6%	95,000	-1.04%	41.1	4.1	803	14%	126,500	68,000
VJC	Vietjet Aviation JSC	Industrials	57,151	5.6%	109,100	6.96%	13.8	3.7	389	19%	148,800	93,200
VNM	Vietnam Dairy Products JSC	Consumer Staples	173,441	10.8%	99,600	-0.50%	18.2	6.3	1,351	59%	137,600	83,700
VPB	Vietnam Prosperity JSC Bank	Financials	45,464	6.2%	18,650	-0.80%	5.5	1.1	4,105	23%	29,300	16,000
VRE	Vincom Retail JSC	Real Estate	54,081	1.9%	23,800	0.42%	19.4	2.0	2,064	32%	37,950	16,900

Contacts

HCM City Head Office

Level 3, Maritime Bank Tower
180-192 Nguyen Cong Tru St., District 1, HCM City
Tel: (+84 28) 3914 8585
Fax: (+84 28) 3821 6898

Pham Ngoc Thach Transaction Office

Level 3, 62A Pham Ngoc Thach, District 3, HCM City
Tel: (+84 28) 7108 1188
Fax: (+84 28) 3820 9229

Hanoi Branch

Level 6, CTM Tower
299 Cau Giay, Cau Giay District, Hanoi
Tel: (+84 24) 3974 4448
Fax: (+84 24) 3974 4501

Ba Trieu Transaction Office

Level 6, 74 Ba Trieu, Hoan Kiem District, Hanoi
Tel: (+84 24) 7106 3555
Fax: (+84 24) 3632 0809

Lang Ha Transaction Office

Level 5, TDL Tower, 22 Lang Ha, Dong Da District, Hanoi
Tel (+84 24) 7108 1188
Fax: (+84 24) 3244 4150

Research Department

Mr. Hoang Huy

Head of Research
(+84 28) 3914 8585 (x1450)
huy.hoang@kisvn.vn

Institutional Brokerage

Ms. Uyen Lam

Head of Institutional Brokerage
(+84 28) 3914 8585 (x1444)
uyen.lh@kisvn.vn

Disclaimer

This report has been issued by the **KIS VN Securities Corporation (KIS)** with the instructional contributions of **KIS VN Securities Corporation** whose employees are specified in the publication. This report is for information of its institutional and professional customers.

This report is and should not be construed as an offer to sell or a solicitation of an offer to purchase or subscribe for any investment. No consideration has been given to the particular investment objectives, financial situation or particular needs of any recipient. Investors are advised make their own financial decisions based on their independent financial advisors as they believe necessary and based on their particular circumstances such as their financial situation, investment objectives and other considerations.

In preparing this report, we have relied upon and assumed the accuracy and completeness of all information available from public and other sources which we believe to be reliable, but which we have not independently verified. KIS makes no express or implied guarantee, representation or warranty and accepts no responsibility or liability as to the accuracy or completeness of such information.

Opinions, estimates, and projections expressed are current opinions of the authors as of the original publication date appearing on this report only and the information, including the opinions contained herein, and are subject to change without notice.

KIS and its affiliates may from time to time perform investment banking or other services for, or solicit investment banking or other business from, companies mentioned herein. Further, KIS and its affiliates, and/or their officers, directors and employees involved in the preparation or issuance of this report may, from time to time, have long or short positions in, and buy or sell, the securities, or derivatives (including options) thereof, of companies mentioned herein, or related securities or derivatives in a manner that may be consistent or inconsistent with this report and opinions expressed therein. As a result, investors should be aware that KIS and its affiliates and/or their officers, directors and employees may have a conflict of interest that could affect this report.

This report shall not be copied, reproduced, distributed (in whole or in part) or disclosed by recipients to any other person without the express permission of KIS in writing.