

Corporate news

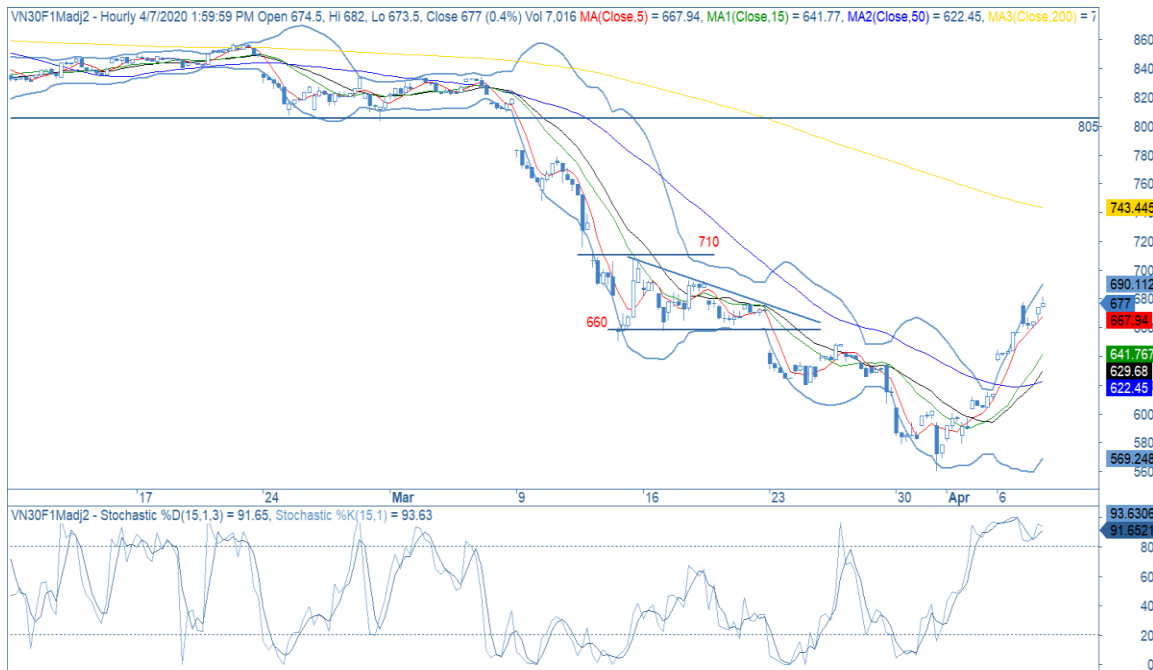
- SSI: SSI continues to be ranked at the first position in the ranking of the Top 10 securities companies with the largest market share of securities brokerage, fund certificates and warrant securities in the first quarter on HOSE. Particularly, SSI's market share in the first quarter was 12.32%, the number of new accounts opened in the quarter increased by 28% YoY. (ndh.vn)

Market commentary: Increasing the tendency to retest 700 pts zone

- **VN30 Index commentary:** The VN30 index was added 1.61% to close at 693.6 pts with 14 underperformers. Particularly, VRE (+7.0%), VHM (+7.0%), MWG (+6.7%), BVH (+5.6%) and CTD (+5.0%) were top 5 index movers. In contrast, PLX (-3.1%), POW (-1.8%), SBT (-1.5%), CTG (-1.2%) and VJC (-0.9%) faded the benchmark and became index laggards yesterday. Regarding to foreign trading activities, selling activities kept overwhelming, net sell value recorded at VND268bn, mainly driven by large sell orders on VIC. Breaking by sector, Consumer Staples and Materials were accumulated the most thanks to high demand on VNM, MSN and HPG. However, Financials ended up to be net sold due to high divestment away from SSI, STB and VCB.
- **Future's technical view:** VN30F2004 pierced 660 pts level, increasing the tendency to retest 700-710 pts zone and followed by 800 pts level. Particularly, MA5, MA15 and MA20 are moving upward parallel to each other accompanied with the expanding Bollinger bands, the short-term uptrend still active. However, on daily time frame, the instrument has travelled too far from its MA5, giving the early signals for short-term consolidation phase. In this context, best bid will occur when 700-710 pts zone is broken.

Trading strategy: Long positions captured at 660 pts zone should not be closed and let profit run with the target at 700 pts. For new positions, long VN30F2004 at 712 pts when 710 pts is broken, take profit at 800 and stoploss at 700 pts.

Hourly candlestick chart



Created with AmiBroker - advanced charting and technical analysis software. <http://www.amibroker.com>
 *Price is adjusted by Proportional Adjustment method
 Source: Fiinpro, KIS

Mr. Dang Le

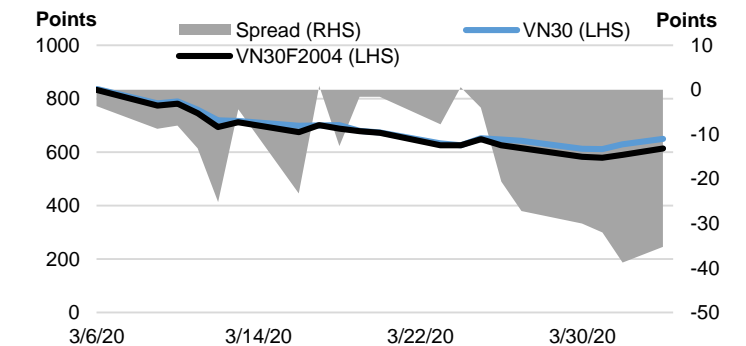
Strategy - Associate

(+84 28) 3914 8585 - Ext: 1471
 dang.lh@kisvn.vn

	Close Price	+/- %	Trading Volume	Open Interest	Fair Value	Expire Date
	Points	%	contracts	contracts	Points	
VN30 Index	693.6	1.6%				
VN30F2004	677.0	3.1%	228,037	17,502	693	16/04/20
VN30F2005	674.9	3.5%	2,290	1,636	694	21/05/20
VN30F2006	672.0	3.1%	137	230	695	18/06/20
VN30F2009	671.1	2.1%	348	242	698	17/09/20

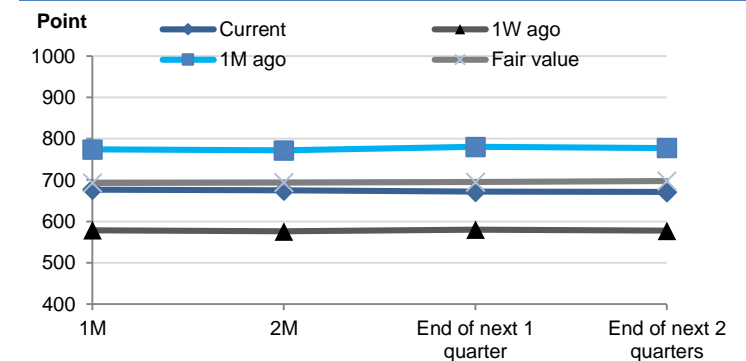
Source: Bloomberg

Basis Spread



Source: Bloomberg

Future Price Curves



Source: Bloomberg, KIS, Fiinpro

VN30 INDEX MEMBERS												
Quote	Name	Industry	Market Cap	Index Weight	Current Price	1D chg	PER	PBR	3M. Vol	Foreign Owned	52W High	52W Low
		Unit:	VND bn.	%	VND	%	x	x	'000 shares	%	VND	VND
BID	Bank for Investment and Development of Vietnam JSC	Financials	148,815	1.2%	37,000	0.82%	15.6	2.0	1,129	18%	55,800	29,500
BVH	Bao Viet Holdings	Financials	35,483	0.6%	47,800	5.64%	29.3	1.9	348	29%	95,000	32,300
CTD	Coteccons Construction JSC	Industrials	4,135	0.4%	54,200	5.04%	6.1	0.5	191	47%	142,000	44,000
CTG	Vietnam Joint Stock Commercial Bank for Industry and Trade	Financials	73,910	1.3%	19,850	-1.24%	7.8	1.0	7,867	30%	28,450	16,600
EIB	Vietnam Export Import Commercial JSB	Financials	19,056	3.2%	15,500	0.00%	22.0	1.2	229	30%	19,100	14,000
FPT	FPT Corp	Information Technology	32,243	5.0%	47,300	-0.42%	10.2	2.3	1,892	49%	61,300	40,100
GAS	PetroVietnam Gas JSC	Utilities	120,387	1.2%	62,900	-0.16%	10.3	2.5	461	3%	114,900	53,900
HDB	Ho Chi Minh City Development Joint Stock Commercial Bank	Financials	19,975	2.7%	20,750	1.22%	5.6	1.1	1,712	23%	30,100	16,100
HPG	Hoa Phat Group JSC	Materials	52,460	6.2%	19,000	0.80%	7.3	1.1	7,862	37%	26,462	15,250
MBB	Military Commercial Joint Stock Bank	Financials	38,462	4.5%	15,950	1.27%	4.6	1.0	6,854	23%	23,900	13,150
MSN	Masan Group Corp	Consumer Staples	67,214	5.3%	57,500	2.86%	12.0	1.6	1,743	36%	91,600	46,400
MWG	Mobile World Investment Corp	Consumer Discretionary	33,780	4.3%	74,600	6.72%	8.6	2.7	1,024	49%	129,500	56,300
NVL	No Va Land Investment Group Corp	Real Estate	50,125	3.4%	51,700	-0.58%	14.6	2.2	518	6%	65,100	49,100
PLX	Vietnam National Petroleum Group	Energy	46,263	0.8%	38,850	-3.12%	11.1	2.0	438	13%	67,500	35,100
PNJ	Phu Nhuan Jewelry JSC	Consumer Discretionary	12,836	2.0%	57,000	2.70%	10.6	2.8	781	49%	92,500	45,000
POW	PetroVietnam Power Corp	Utilities	18,712	0.7%	7,990	-1.84%	7.8	0.7	2,827	12%	16,400	6,850
REE	Refrigeration Electrical Engineering Corp	Industrials	9,302	1.0%	30,000	-0.66%	5.7	0.9	728	49%	40,150	26,100
ROS	FLC Faros Construction JSC	Industrials	2,123	0.2%	3,740	-6.03%	11.9	0.4	7,057	2%	34,800	3,040
SAB	Saigon Beer Alcohol Beverage Corp	Consumer Staples	87,856	1.9%	137,000	3.79%	18.3	4.7	61	63%	291,000	111,500
SBT	Thanh Thanh Cong - Bien Hoa JSC	Consumer Staples	7,892	0.7%	13,450	-1.47%	26.5	1.1	1,948	6%	22,700	11,600
SSI	SSI Securities Corp	Financials	7,330	0.9%	14,150	0.00%	7.9	0.8	2,385	52%	28,050	11,100
STB	Saigon Thuong Tin Commercial JSB	Financials	16,558	3.2%	9,180	2.80%	6.7	0.6	10,053	11%	12,700	7,120
TCB	Vietnam Technological & Commercial Joint Stock Bank	Financials	59,327	7.6%	16,950	0.00%	5.9	1.0	2,900	22%	25,650	14,000
VCB	Bank for Foreign Trade of Vietnam JSC	Financials	252,945	4.0%	68,200	0.29%	13.6	3.1	1,185	24%	95,000	56,600
VHM	Vinhomes JSC	Real Estate	217,108	4.8%	66,000	6.97%	10.1	3.9	810	15%	102,300	52,000
VIC	Vingroup JSC	Real Estate	329,110	8.8%	97,300	0.00%	42.1	4.2	733	14%	126,500	68,000
VJC	Vietjet Aviation JSC	Industrials	51,860	5.1%	99,000	-0.90%	12.5	3.4	393	19%	148,800	93,200
VNM	Vietnam Dairy Products JSC	Consumer Staples	171,526	10.7%	98,500	2.39%	18.0	6.2	1,308	59%	137,900	83,700
VPB	Vietnam Prosperity JSC Bank	Financials	47,414	6.5%	19,450	3.73%	5.8	1.1	3,961	23%	29,300	16,000
VRE	Vincom Retail JSC	Real Estate	50,673	1.8%	22,300	6.95%	18.2	1.9	1,899	32%	37,950	16,900

Contacts

HCM City Head Office

Level 3, Maritime Bank Tower
180-192 Nguyen Cong Tru St., District 1, HCM City
Tel: (+84 28) 3914 8585
Fax: (+84 28) 3821 6898

Pham Ngoc Thach Transaction Office

Level 3, 62A Pham Ngoc Thach, District 3, HCM City
Tel: (+84 28) 7108 1188
Fax: (+84 28) 3820 9229

Hanoi Branch

Level 6, CTM Tower
299 Cau Giay, Cau Giay District, Hanoi
Tel: (+84 24) 3974 4448
Fax: (+84 24) 3974 4501

Ba Trieu Transaction Office

Level 6, 74 Ba Trieu, Hoan Kiem District, Hanoi
Tel: (+84 24) 7106 3555
Fax: (+84 24) 3632 0809

Lang Ha Transaction Office

Level 5, TDL Tower, 22 Lang Ha, Dong Da District, Hanoi
Tel (+84 24) 7108 1188
Fax: (+84 24) 3244 4150

Research Department

Mr. Hoang Huy

Head of Research
(+84 28) 3914 8585 (x1450)
huy.hoang@kisvn.vn

Institutional Brokerage

Ms. Uyen Lam

Head of Institutional Brokerage
(+84 28) 3914 8585 (x1444)
uyen.lh@kisvn.vn

Disclaimer

This report has been issued by the **KIS VN Securities Corporation (KIS)** with the instructional contributions of **KIS VN Securities Corporation** whose employees are specified in the publication. This report is for information of its institutional and professional customers.

This report is and should not be construed as an offer to sell or a solicitation of an offer to purchase or subscribe for any investment. No consideration has been given to the particular investment objectives, financial situation or particular needs of any recipient. Investors are advised make their own financial decisions based on their independent financial advisors as they believe necessary and based on their particular circumstances such as their financial situation, investment objectives and other considerations.

In preparing this report, we have relied upon and assumed the accuracy and completeness of all information available from public and other sources which we believe to be reliable, but which we have not independently verified. KIS makes no express or implied guarantee, representation or warranty and accepts no responsibility or liability as to the accuracy or completeness of such information.

Opinions, estimates, and projections expressed are current opinions of the authors as of the original publication date appearing on this report only and the information, including the opinions contained herein, and are subject to change without notice.

KIS and its affiliates may from time to time perform investment banking or other services for, or solicit investment banking or other business from, companies mentioned herein. Further, KIS and its affiliates, and/or their officers, directors and employees involved in the preparation or issuance of this report may, from time to time, have long or short positions in, and buy or sell, the securities, or derivatives (including options) thereof, of companies mentioned herein, or related securities or derivatives in a manner that may be consistent or inconsistent with this report and opinions expressed therein. As a result, investors should be aware that KIS and its affiliates and/or their officers, directors and employees may have a conflict of interest that could affect this report.

This report shall not be copied, reproduced, distributed (in whole or in part) or disclosed by recipients to any other person without the express permission of KIS in writing.