

Corporate news

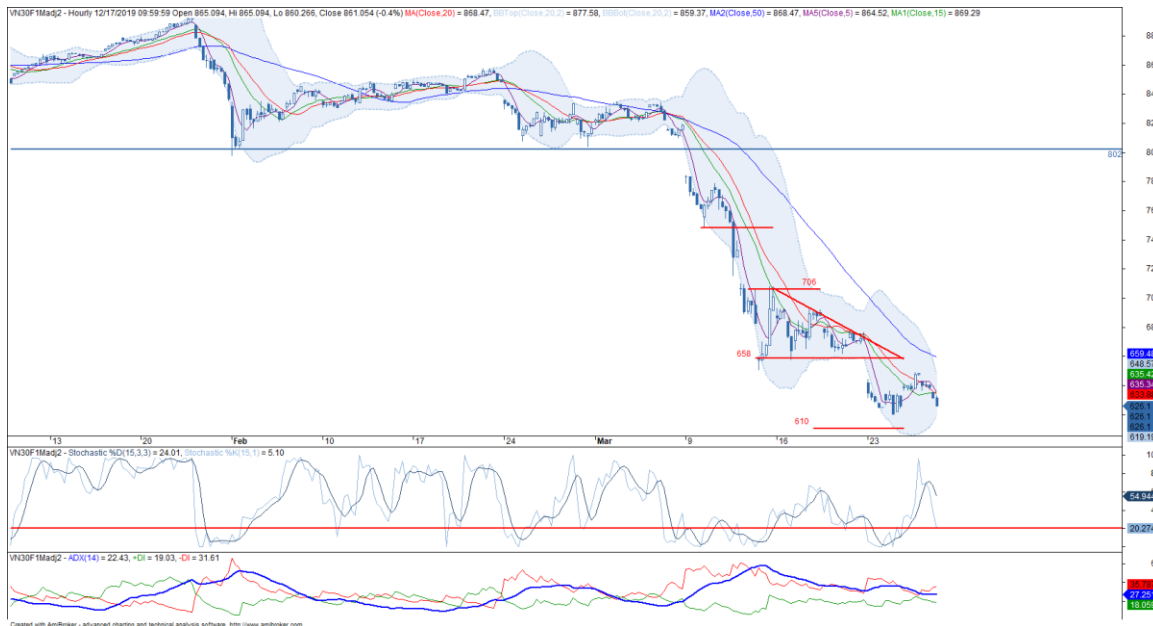
- SBT: SBT's Chairman has registered to buy 10mn shares of SBT via orders matching or put through method. Transaction is expected to be conducted from 30 Mar to 28 Apr 2020. (ndh.vn)
- MWG: MWG has announced to temporarily close a number of The Gioi Di Dong and Dien May Xanh stores in the epidemic areas from 26 March 2020. (ndh.vn)

Market commentary: Wait for the valid trigger point

- **VN30 Index commentary:** The VN30 Index dropped 0.86% to close at 646.7 pts with only 10 outperformers. Particularly, BVH (+6.9%), VIC (+6.9%), SBT (+6.9%), VRE (+5.8%) and SAB (+4.2%) were top 5 outperformers whilst MWG (-6.8%), HPG (-4.8%), STB (-4.5%), FPT (-3.9%) and MBB (-3.8%) underperformed the benchmark. Regarding to foreign trading activities, selling activities slowed down, net sell value recorded at VND31bn. Specifically, Consumer Staples was accumulated the most thanks to high demand on VNM whilst MSN ended up to be net sold. In contrast, Real Estate was sold the most due to large sell orders on VHM and VRE which faded the buying pressure on VIC.
- **Future's technical view:** VN30F2004 sharply decreased on the previous trading day, stalled the short-term upward correction phase and respected the sideways movement after four trading days. Particularly, on daily time frame, the instrument failed to close below its MA5 and Stochastic stayed at oversold zone, implying the maintenance of downward trending phase. However, 610 pts zone could be the short-term or intraday congestion zone which provided by the triangle pattern. On the upside, 658 pts is the solid resistance zone which increases the tendency to retest 706 pts zone if breakout occurs. In this context, traders should capture long positions if breakout occurs at 658 pts zone.

Trading strategy: Long VN30F2004 at 660 pts zone when breakout occurs at 658 pts level, take profit at 706 pts and set 648 pts as the immediate stoploss level.

Hourly candlestick chart



*Price is adjusted by Proportional Adjustment method
Source: Fiinpro, KIS

Mr. Dang Le

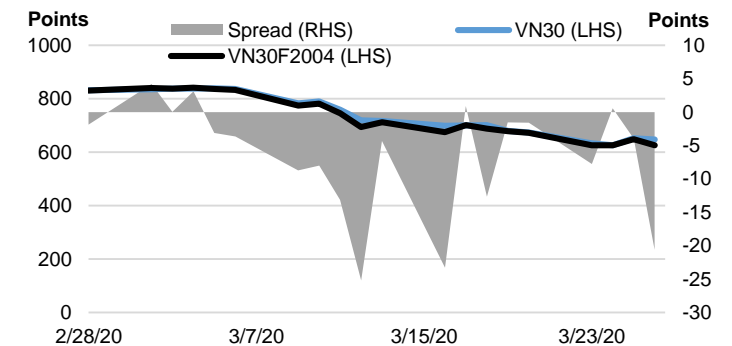
Strategy - Associate

(+84 28) 3914 8585 - Ext: 1471
dang.lh@kisvn.vn

	Close Price	+/- %	Trading Volume	Open Interest	Fair Value	Expire Date
	Points	%	contracts	contracts	Points	
VN30 Index	646.7	-0.9%				
VN30F2004	626.1	-3.4%	176,064	19,868	647	16/04/20
VN30F2005	621.0	-3.4%	597	536	647	21/05/20
VN30F2006	620.0	-3.8%	193	254	648	18/06/20
VN30F2009	622.8	-3.4%	83	161	651	17/09/20

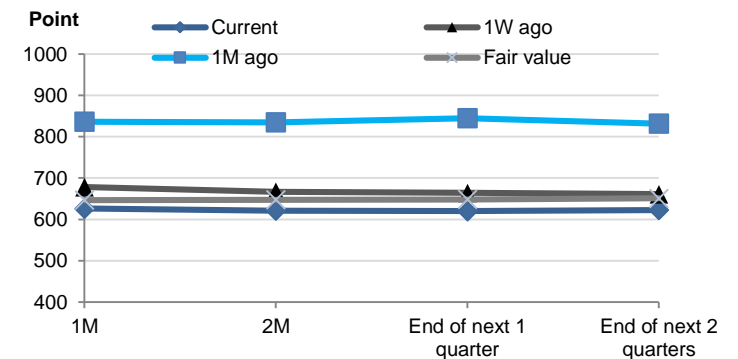
Source: Bloomberg

Basis Spread



Source: Bloomberg

Future Price Curves



Source: Bloomberg, KIS, Fiinpro

VN30 INDEX MEMBERS												
Quote	Name	Industry	Market Cap	Index Weight	Current Price	1D chg	PER	PBR	3M. Vol	Foreign Owned	52W High	52W Low
		Unit:	VND bn.	%	VND	%	x	x	'000 shares	%	VND	VND
BID	Bank for Investment and Development of Vietnam JSC	Financials	133,933	1.1%	33,300	0.30%	14.1	1.8	1,061	18%	55,800	30,550
BVH	Bao Viet Holdings	Financials	29,322	0.6%	39,500	6.90%	24.2	1.5	254	29%	97,400	32,300
CTD	Coteccons Construction JSC	Industrials	3,952	0.4%	51,800	-2.26%	5.8	0.5	186	47%	146,200	47,750
CTG	Vietnam Joint Stock Commercial Bank for Industry and Trade	Financials	70,000	1.3%	18,800	-3.84%	7.4	0.9	7,431	30%	28,450	17,650
EIB	Vietnam Export Import Commercial JSB	Financials	18,933	3.4%	15,400	-3.75%	21.9	1.2	177	30%	19,100	14,850
FPT	FPT Corp	Information Technology	29,980	5.1%	44,200	-3.91%	9.5	2.1	1,812	49%	61,300	40,455
GAS	PetroVietnam Gas JSC	Utilities	112,349	1.2%	58,700	-2.33%	9.6	2.3	397	3%	114,900	53,900
HDB	Ho Chi Minh City Development Joint Stock Commercial Bank	Financials	18,868	2.8%	19,600	-1.51%	5.3	1.0	1,673	23%	30,700	18,700
HPG	Hoa Phat Group JSC	Materials	46,800	5.9%	16,950	-4.78%	6.5	1.0	7,227	37%	26,462	16,650
MBB	Military Commercial Joint Stock Bank	Financials	36,292	4.4%	15,050	-3.83%	4.3	0.9	6,469	24%	23,900	14,450
MSN	Masan Group Corp	Consumer Staples	57,278	4.8%	49,000	-0.20%	10.3	1.3	1,580	37%	91,600	46,400
MWG	Mobile World Investment Corp	Consumer Discretionary	30,792	4.2%	68,000	-6.85%	7.9	2.5	896	49%	129,500	66,800
NVL	No Va Land Investment Group Corp	Real Estate	50,222	3.6%	51,800	-0.58%	14.6	2.3	504	6%	65,100	49,100
PLX	Vietnam National Petroleum Group	Energy	46,978	0.9%	39,450	-1.62%	11.3	2.0	367	13%	67,500	35,400
PNJ	Phu Nhuan Jewelry JSC	Consumer Discretionary	12,115	2.0%	53,800	-2.00%	10.0	2.6	754	49%	92,500	50,300
POW	PetroVietnam Power Corp	Utilities	17,798	0.8%	7,600	-3.18%	7.1	0.7	2,609	12%	16,400	7,460
REE	Refrigeration Electrical Engineering Corp	Industrials	8,790	1.0%	28,350	-2.91%	5.4	0.8	756	49%	40,150	26,250
ROS	FLC Faros Construction JSC	Industrials	2,265	0.2%	3,990	-6.99%	12.7	0.4	6,709	2%	34,800	3,990
SAB	Saigon Beer Alcohol Beverage Corp	Consumer Staples	80,160	1.9%	125,000	4.17%	16.7	4.3	56	63%	291,000	111,500
SBT	Thanh Thanh Cong - Bien Hoa JSC	Consumer Staples	7,452	0.7%	12,700	6.72%	25.0	1.1	1,900	6%	22,700	11,600
SSI	SSI Securities Corp	Financials	6,709	0.8%	12,950	-3.00%	7.2	0.7	2,138	52%	28,050	12,200
STB	Saigon Thuong Tin Commercial JSB	Financials	15,692	3.3%	8,700	-4.50%	6.4	0.6	8,965	12%	12,700	8,700
TCB	Vietnam Technological & Commercial Joint Stock Bank	Financials	56,352	7.7%	16,100	-3.01%	5.6	0.9	2,779	22%	25,900	16,000
VCB	Bank for Foreign Trade of Vietnam JSC	Financials	234,401	4.0%	63,200	1.94%	12.6	2.9	1,055	24%	95,000	56,600
VHM	Vinhomes JSC	Real Estate	200,660	4.8%	61,000	3.21%	9.6	3.7	758	15%	102,300	54,000
VIC	Vingroup JSC	Real Estate	276,683	7.9%	81,800	6.93%	36.1	3.6	638	15%	126,500	68,000
VJC	Vietjet Aviation JSC	Industrials	50,812	5.4%	97,000	-0.10%	12.3	3.3	408	19%	148,800	94,000
VNM	Vietnam Dairy Products JSC	Consumer Staples	163,690	10.9%	94,000	2.17%	17.2	6.0	1,144	59%	139,900	83,700
VPB	Vietnam Prosperity JSC Bank	Financials	47,780	7.1%	19,600	-3.45%	5.8	1.1	3,747	23%	29,300	17,500
VRE	Vincom Retail JSC	Real Estate	45,446	1.7%	20,000	5.82%	16.0	1.7	1,596	32%	37,950	16,900

Contacts

HCM City Head Office

Level 3, Maritime Bank Tower
180-192 Nguyen Cong Tru St., District 1, HCM City
Tel: (+84 28) 3914 8585
Fax: (+84 28) 3821 6898

Pham Ngoc Thach Transaction Office

Level 3, 62A Pham Ngoc Thach, District 3, HCM City
Tel: (+84 28) 7108 1188
Fax: (+84 28) 3820 9229

Hanoi Branch

Level 6, CTM Tower
299 Cau Giay, Cau Giay District, Hanoi
Tel: (+84 24) 3974 4448
Fax: (+84 24) 3974 4501

Ba Trieu Transaction Office

Level 6, 74 Ba Trieu, Hoan Kiem District, Hanoi
Tel: (+84 24) 7106 3555
Fax: (+84 24) 3632 0809

Lang Ha Transaction Office

Level 5, TDL Tower, 22 Lang Ha, Dong Da District, Hanoi
Tel (+84 24) 7108 1188
Fax: (+84 24) 3244 4150

Research Department

Mr. Hoang Huy

Head of Research
(+84 28) 3914 8585 (x1450)
huy.hoang@kisvn.vn

Institutional Brokerage

Ms. Uyen Lam

Head of Institutional Brokerage
(+84 28) 3914 8585 (x1444)
uyen.lh@kisvn.vn

Disclaimer

This report has been issued by the **KIS VN Securities Corporation (KIS)** with the instructional contributions of **KIS VN Securities Corporation** whose employees are specified in the publication. This report is for information of its institutional and professional customers.

This report is and should not be construed as an offer to sell or a solicitation of an offer to purchase or subscribe for any investment. No consideration has been given to the particular investment objectives, financial situation or particular needs of any recipient. Investors are advised make their own financial decisions based on their independent financial advisors as they believe necessary and based on their particular circumstances such as their financial situation, investment objectives and other considerations.

In preparing this report, we have relied upon and assumed the accuracy and completeness of all information available from public and other sources which we believe to be reliable, but which we have not independently verified. KIS makes no express or implied guarantee, representation or warranty and accepts no responsibility or liability as to the accuracy or completeness of such information.

Opinions, estimates, and projections expressed are current opinions of the authors as of the original publication date appearing on this report only and the information, including the opinions contained herein, and are subject to change without notice.

KIS and its affiliates may from time to time perform investment banking or other services for, or solicit investment banking or other business from, companies mentioned herein. Further, KIS and its affiliates, and/or their officers, directors and employees involved in the preparation or issuance of this report may, from time to time, have long or short positions in, and buy or sell, the securities, or derivatives (including options) thereof, of companies mentioned herein, or related securities or derivatives in a manner that may be consistent or inconsistent with this report and opinions expressed therein. As a result, investors should be aware that KIS and its affiliates and/or their officers, directors and employees may have a conflict of interest that could affect this report.

This report shall not be copied, reproduced, distributed (in whole or in part) or disclosed by recipients to any other person without the express permission of KIS in writing.