

Corporate news

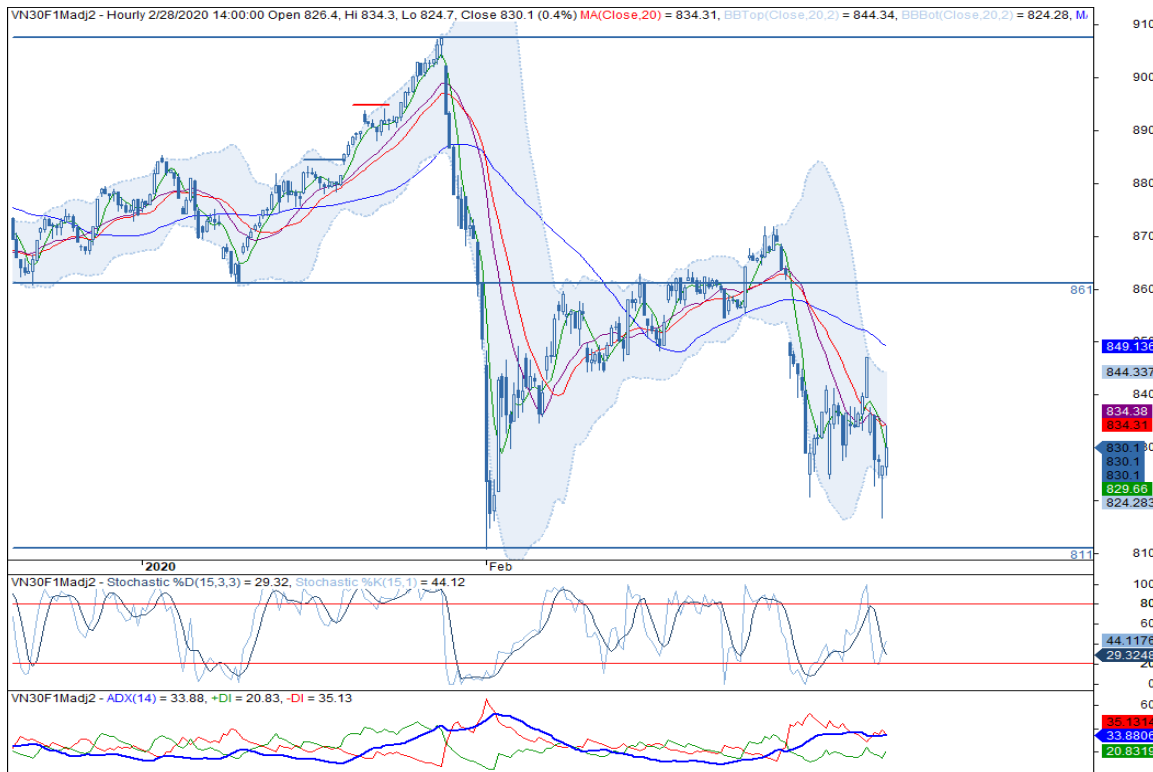
- MBB: MBB has announced that it has distributed all over 64.3mn shares issued privately to foreign investors with the selling price of VND27,000/share. (Fiinpro)

Market commentary: Bottom out

- **VN30 Index commentary:** The VN30 Index lost 1.93% to close at 831.97 pts with only 1 outperformer. Particularly, top 5 Index laggards were ROS (-6.7%), SAB (-6.5%), VPB (-4.1%), GAS (-4.1%) and CTD (-4.0%). Among top 5 Index weight, VNM (-2.7%), VIC (-0.2%), TCB (-2.2%) and HPG (-2.6%) also contributed to the Index lost. Regarding to foreign trading activities, selling pressure overwhelmed, recorded a net sell value at VND48bn. Specifically, VNM was accumulated the most whilst MSN continued to be net sold. In contrast, VHM, VRE and VJC were top 3 tickers which experienced the largest outflow on the previous trading day.
- **Future's technical view:** VN30F2003 reacted positively at 815 pts zone, forming the hammer candle and confirming the strong support at 815 pts zone. Notably, the hammer candle followed by the green one accompanied with upward crossing Stochastic, confirming the upward correction phase. However, on daily time frame, the instrument's closing price below MA5, signaling intraday retest at 825 pts zone. In this case, traders should wait for the positive reaction at the hammer candle to open long positions.

**Trading strategy:** Long VN30F2003 at 825 pts zone when this instrument retests the body low of hammer candle, take profit at 850 pts and stoploss at 815 pts.

Hourly candlestick chart



\*Price is adjusted by Proportional Adjustment method  
 Source: Fiinpro, KIS

Mr. Dang Le

Strategy - Associate

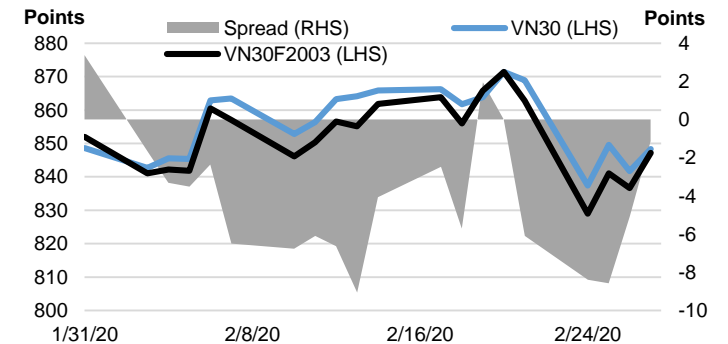
(+84 28) 3914 8585 - Ext: 1471

dang.lh@kisvn.vn

	Close Price	+/- %	Trading Volume	Open Interest	Fair Value	Expire Date
	Points	%	contracts	contracts	Points	
<b>VN30 Index</b>	832.0	-1.9%				
<b>VN30F2003</b>	830.1	-0.8%	203,810	16,405	832	19/03/20
<b>VN30F2004</b>	828.2	-0.8%	606	408	833	16/04/20
<b>VN30F2006</b>	839.9	-0.6%	85	232	835	18/06/20
<b>VN30F2009</b>	840.8	0.7%	83	50	839	17/09/20

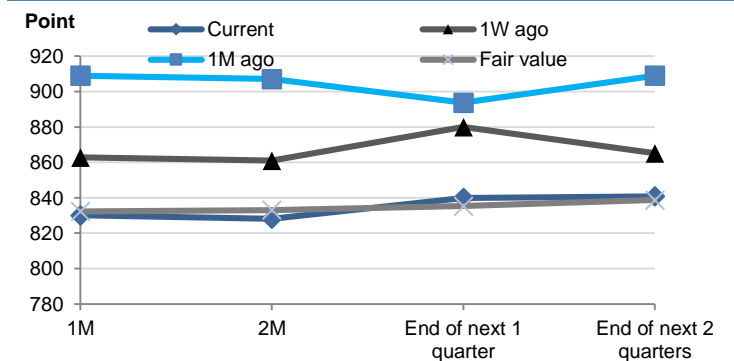
Source: Bloomberg

Basis Spread



Source: Bloomberg

Future Price Curves



Source: Bloomberg, KIS, Fiinpro

VN30 INDEX MEMBERS												
Quote	Name	Industry	Market Cap	Index Weight	Current Price	1D chg	PER	PBR	3M. Vol	Foreign Owned	52W High	52W Low
		Unit:	VND bn.	%	VND	%	x	x	'000 shares	%	VND	VND
BID	Bank for Investment and Development of Vietnam JSC	Financials	183,002	1.2%	45,500	-3.40%	19.0	2.5	877	18%	55,800	30,550
BVH	Bao Viet Holdings	Financials	40,754	0.6%	54,900	-2.66%	33.6	2.1	193	29%	98,500	54,500
CTD	Coteccons Construction JSC	Industrials	4,753	0.4%	62,300	-4.01%	7.0	0.6	134	47%	146,200	47,750
CTG	Vietnam Joint Stock Commercial Bank for Industry and Trade	Financials	95,878	1.4%	25,750	-1.72%	10.1	1.2	5,745	30%	28,450	19,500
EIB	Vietnam Export Import Commercial JSB	Financials	21,146	2.9%	17,200	-0.58%	24.4	1.3	106	30%	19,100	15,350
FPT	FPT Corp	Information Technology	37,373	4.9%	55,100	-1.61%	13.0	2.7	1,452	49%	61,300	40,136
GAS	PetroVietnam Gas JSC	Utilities	145,077	1.2%	75,800	-4.05%	12.4	3.0	270	4%	114,900	75,100
HDB	Ho Chi Minh City Development Joint Stock Commercial Bank	Financials	26,761	3.1%	27,800	-0.71%	7.6	1.4	1,485	24%	32,350	24,450
HPG	Hoa Phat Group JSC	Materials	61,710	6.1%	22,350	-2.61%	8.7	1.3	6,506	39%	27,385	20,300
MBB	Military Commercial Joint Stock Bank	Financials	47,881	4.7%	20,400	-2.39%	5.9	1.2	5,148	21%	23,900	18,611
MSN	Masan Group Corp	Consumer Staples	57,278	3.8%	49,000	-1.41%	10.3	1.3	1,166	39%	91,600	46,600
MWG	Mobile World Investment Corp	Consumer Discretionary	48,267	5.1%	106,500	-1.75%	12.3	3.9	673	49%	129,500	80,600
NVL	No Va Land Investment Group Corp	Real Estate	51,870	2.9%	53,500	-0.74%	15.6	2.3	389	7%	65,100	52,800
PLX	Vietnam National Petroleum Group	Energy	61,446	0.9%	51,600	0.78%	14.8	2.7	259	13%	67,500	49,300
PNJ	Phu Nhuan Jewelry JSC	Consumer Discretionary	18,398	2.4%	81,700	-2.16%	15.3	4.0	611	49%	92,500	71,000
POW	PetroVietnam Power Corp	Utilities	23,067	0.8%	9,850	-2.48%	9.3	0.9	1,936	13%	17,100	9,470
REE	Refrigeration Electrical Engineering Corp	Industrials	10,573	1.0%	34,100	-1.45%	6.5	1.0	670	49%	40,150	30,750
ROS	FLC Faros Construction JSC	Industrials	4,121	0.3%	7,260	-6.68%	23.1	0.7	15,493	4%	35,500	7,000
SAB	Saigon Beer Alcohol Beverage Corp	Consumer Staples	103,888	1.9%	162,000	-6.47%	21.7	5.5	45	63%	291,000	162,000
SBT	Thanh Thanh Cong - Bien Hoa JSC	Consumer Staples	12,703	0.9%	21,650	-2.04%	42.7	1.8	1,479	7%	22,700	15,400
SSI	SSI Securities Corp	Financials	8,237	0.8%	15,900	-3.64%	8.9	0.9	1,524	54%	29,600	15,800
STB	Saigon Thuong Tin Commercial JSB	Financials	20,922	3.4%	11,600	-0.43%	8.5	0.8	5,367	12%	13,150	9,750
TCB	Vietnam Technological & Commercial Joint Stock Bank	Financials	77,878	8.3%	22,250	-2.20%	7.7	1.3	2,121	22%	27,550	19,900
VCB	Bank for Foreign Trade of Vietnam JSC	Financials	305,612	4.0%	82,400	-1.90%	16.5	3.6	784	24%	95,000	60,500
VHM	Vinhomes JSC	Real Estate	264,477	4.9%	80,400	-0.50%	12.6	4.8	1,003	15%	102,300	76,300
VIC	Vingroup JSC	Real Estate	356,508	8.0%	105,400	-0.19%	46.5	4.7	464	15%	126,500	103,000
VJC	Vietjet Aviation JSC	Industrials	63,856	5.2%	121,900	-0.73%	15.5	4.2	409	20%	148,800	107,300
VNM	Vietnam Dairy Products JSC	Consumer Staples	181,974	9.5%	104,500	-2.70%	19.1	6.6	907	59%	148,500	101,000
VPB	Vietnam Prosperity JSC Bank	Financials	66,307	7.6%	27,200	-4.06%	8.1	1.6	2,835	23%	29,300	17,500
VRE	Vincom Retail JSC	Real Estate	64,761	1.9%	28,500	-1.72%	22.7	2.4	1,993	33%	39,950	27,950

## Contacts

### HCM City Head Office

Level 3, Maritime Bank Tower  
180-192 Nguyen Cong Tru St., District 1, HCM City  
Tel: (+84 28) 3914 8585  
Fax: (+84 28) 3821 6898

### Pham Ngoc Thach Transaction Office

Level 3, 62A Pham Ngoc Thach, District 3, HCM City  
Tel: (+84 28) 7108 1188  
Fax: (+84 28) 3820 9229

### Hanoi Branch

Level 6, CTM Tower  
299 Cau Giay, Cau Giay District, Hanoi  
Tel: (+84 24) 3974 4448  
Fax: (+84 24) 3974 4501

### Ba Trieu Transaction Office

Level 6, 74 Ba Trieu, Hoan Kiem District, Hanoi  
Tel: (+84 24) 7106 3555  
Fax: (+84 24) 3632 0809

### Lang Ha Transaction Office

Level 5, TDL Tower, 22 Lang Ha, Dong Da District, Hanoi  
Tel (+84 24) 7108 1188  
Fax: (+84 24) 3244 4150

## Research Department

### Mr. Hoang Huy

Head of Research  
(+84 28) 3914 8585 (x1450)  
huy.hoang@kisvn.vn

## Institutional Brokerage

### Ms. Uyen Lam

Head of Institutional Brokerage  
(+84 28) 3914 8585 (x1444)  
uyen.lh@kisvn.vn

## Disclaimer

This report has been issued by the **KIS VN Securities Corporation (KIS)** with the instructional contributions of **KIS VN Securities Corporation** whose employees are specified in the publication. This report is for information of its institutional and professional customers.

This report is and should not be construed as an offer to sell or a solicitation of an offer to purchase or subscribe for any investment. No consideration has been given to the particular investment objectives, financial situation or particular needs of any recipient. Investors are advised make their own financial decisions based on their independent financial advisors as they believe necessary and based on their particular circumstances such as their financial situation, investment objectives and other considerations.

In preparing this report, we have relied upon and assumed the accuracy and completeness of all information available from public and other sources which we believe to be reliable, but which we have not independently verified. KIS makes no express or implied guarantee, representation or warranty and accepts no responsibility or liability as to the accuracy or completeness of such information.

Opinions, estimates, and projections expressed are current opinions of the authors as of the original publication date appearing on this report only and the information, including the opinions contained herein, and are subject to change without notice.

KIS and its affiliates may from time to time perform investment banking or other services for, or solicit investment banking or other business from, companies mentioned herein. Further, KIS and its affiliates, and/or their officers, directors and employees involved in the preparation or issuance of this report may, from time to time, have long or short positions in, and buy or sell, the securities, or derivatives (including options) thereof, of companies mentioned herein, or related securities or derivatives in a manner that may be consistent or inconsistent with this report and opinions expressed therein. As a result, investors should be aware that KIS and its affiliates and/or their officers, directors and employees may have a conflict of interest that could affect this report.

This report shall not be copied, reproduced, distributed (in whole or in part) or disclosed by recipients to any other person without the express permission of KIS in writing.