

Vietnam Foreign Fund Flow

- Selling pressure decreased strongly last week, down 60% WoW. Net buy value across the market was recorded at \$8.7mn.
- Consumer Staples and Materials attracted the most foreign buying activities, recorded net buy value at \$3.6 and \$2.9, respectively. Specifically, Consumer Staples was mainly contributed by MSN and VNM whilst Materials was driven by HPG, which accounted for 84% in total buy value of this sector. Besides, this group accumulated more shares across Financials sector, focusing on BID and CTG. Notably, E1VFN30 has entered series of strong buy, signalling the positive inflow from foreign to Vietnam market through fund certificate. In contrast, Real Estate continued to experiencing an outflow due to strong divestment from VIC and VHM.

Stock Statistic	30-Dec-19	1W chg (%)
VNINDEX	965.03	0.58
Hanoi Index	102.16	-0.19
UPCOM Index	56.06	1.05

Source: Bloomberg

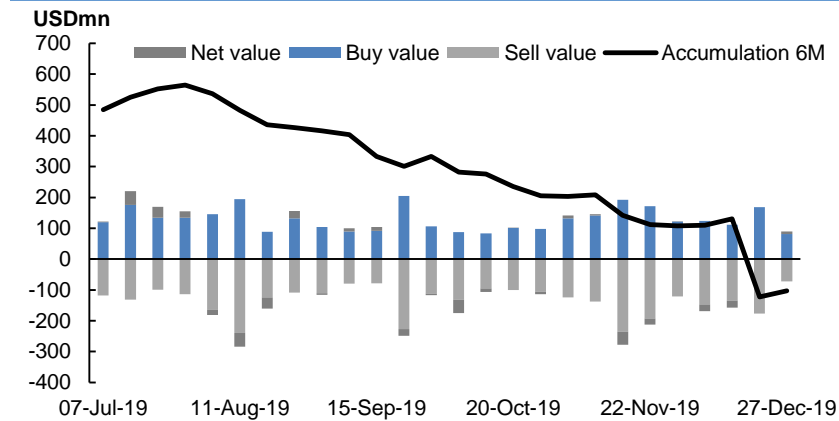
Mr. Dang Le

Strategy - Associate

(+84 28) 3914 8585 - Ext: 1471

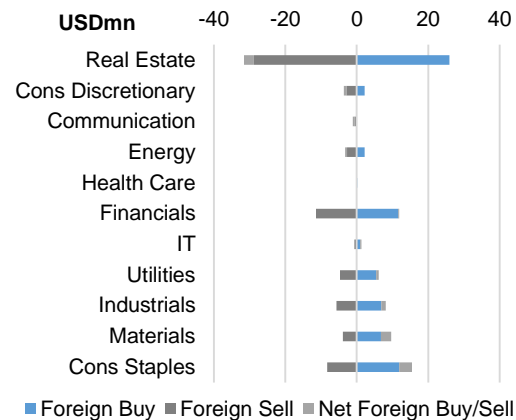
dang.lh@kisvn.vn

Weekly Net Foreign Buy/Sell



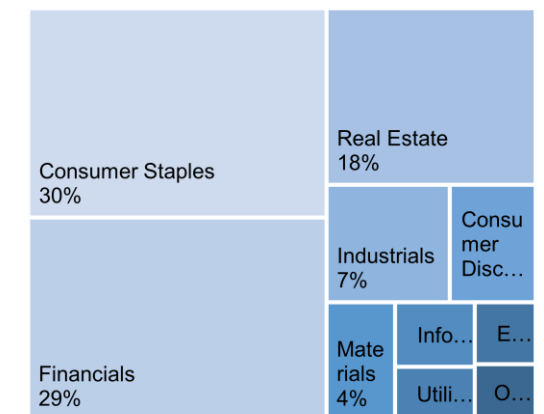
Source: Fiinpro

Net Buy & Sell by Sector, 16-20 Dec



Source: Bloomberg, Fiinpro

Foreign Holding Breakdown by Sector (GICS)



Source: Bloomberg, Fiinpro

Top 10 Foreign Net Buy Weekly

Ticker	Sector	Price	% Chg	Buy Value	Sell value	Net Value
		VND		USDmn	USDmn	USDmn
1	E1VFN30	14,610	1.74%	5.2	1.1	4.1
2	HPG	23,550	1.73%	5.6	2.3	3.2
3	MSN	56,900	2.34%	5.2	2.4	2.8
4	VNM	118,200	-0.66%	4.9	2.4	2.5
5	BID	46,200	8.07%	3.7	1.6	2.1
6	VRE	33,400	1.21%	15.8	13.7	2.0
7	CTG	20,650	1.23%	1.4	0.6	0.7
8	ROS	19,950	-15.11%	3.2	2.6	0.6
9	TCH	31,700	11.62%	0.6	0.0	0.6
10	GEG	26,800	0.37%	0.6	0.0	0.5

Source: Fiinpro

Top 10 Foreign Net Sell Weekly

Ticker	Sector	Price	% Chg	Buy Value	Sell value	Net Value
		VND		USDmn	USDmn	USDmn
1	VIC	115,200	-0.52%	2.9	7.1	-4.1
2	HDB	27,000	3.05%	0.5	2.5	-2.0
3	VHM	84,500	-0.59%	4.0	5.3	-1.3
4	SAB	230,500	-1.91%	0.6	1.5	-1.0
5	POW	11,750	-5.62%	0.9	1.8	-1.0
6	VPI	41,600	0.24%	0.0	0.8	-0.8
7	PHR	40,450	-9.49%	0.2	1.0	-0.8
8	FIT	9,770	-5.60%	0.1	0.7	-0.6
9	SED	15,799	0.00%	0.0	0.5	-0.5
10	PVD	15,000	-1.32%	0.6	1.0	-0.5

South East Asia ETFs Flow Review *

Total ETFs 60 Total AUM (USDmn) 5,912

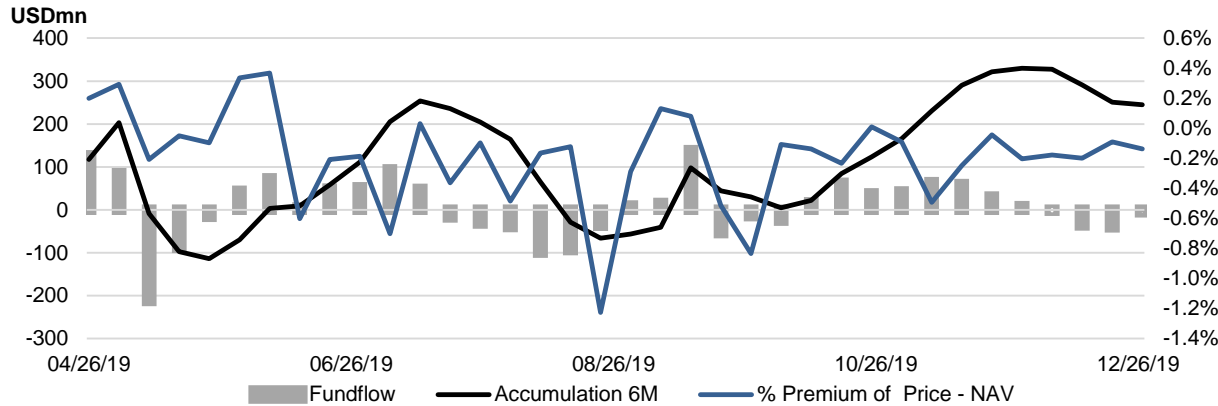
- Outflow from South East Asia fell 85% WoW, recorded at net value \$6mn. Particularly, divestment away from Indonesia and Thailand decreased strongly, recorded net outflow at \$14mn and \$3mn, down 70% and 88% WoW, respectively.
- Vietnam kept attracting inflow, reached \$4.3 mn last week. Of which, VFMVN30 ETF continued to be a main contributor, accounted for \$4.25mn inflow.

Key Indices	Close	% 1W chg
VNIndex	965.03	0.6%
SET	1,582.86	0.6%
StraitsTimes	3,224.73	0.3%
JCI	6,297.46	-0.1%
PCOMP	-	-
Malaysia	1,613.13	-0.1%

Source: Bloomberg

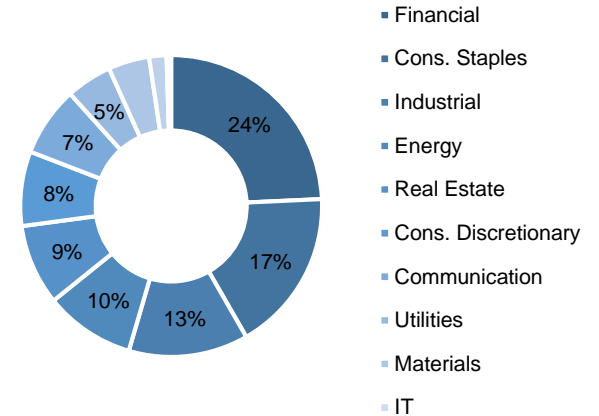
Weekly ETF Flow to South East Asia

(Indonesia, Malaysia, Philippines, Singapore, Thailand and Vietnam)



Source: Bloomberg

ETF Focus by Sector (GICS)



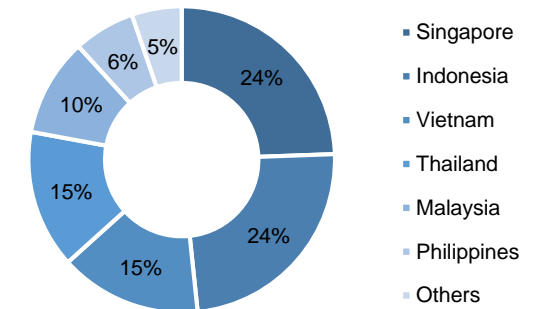
Source: Bloomberg

ETF Flow by Country, 16-20 Dec



Source: Bloomberg

ETF Focus by Country



Source: Bloomberg

Vietnam ETFs

Name	Type	Total AUM (USDmn)	NAV/share (USD)	Price (USD)	% 1W chg	% Premium	Net Fund Flow (USDmn)			
							1W	1M	6M	1Y
X FTSE VIETNAM SWAP	Swap ETF	282.97	30.47	30.09	-1.12	-1.24	0.00	-1.20	-23.10	9.62
VFMVN30 ETF FUND	ETF	276.16	0.63	0.63	1.74	0.72	4.25	10.95	-7.47	98.78
VANECK VIETNAM ETF	ETF	441.78	16.01	15.84	0.60	-1.08	0.00	-0.80	-23.20	100.95
SSIAM VNX50 ETF	ETF	7.53	0.54	0.54	0.40	0.09	-	-	-	-
PREMIA MSCI VIETNAM	ETF	24.05	9.67	9.70	-0.26	0.24	0.00	0.00	3.83	3.83

* Incl ETFs investing over 70% in Vietnam or other Southeast Asia markets. Refer next page for the list.

Source: Bloomberg

ETFs investing in Southeast Asia markets

No	Ticker	Name	AUM (USDmn)	Fund focus
1	9810 HK Equity	Premia Dow Jones Emerging Asea	46	ASEAN Countries
2	ASEA US Equity	Global X FTSE Southeast Asia E	27	ASEAN Countries
3	ASEAN SP Equity	CIMB FTSE ASEAN 40	19	ASEAN Countries
4	3099 HK Equity	Xtrackers MSCI Indonesia Swap	141	Indonesia
5	EIDO US Equity	iShares MSCI Indonesia ETF	501	Indonesia
6	H4ZT GR Equity	HSBC MSCI INDONESIA UCITS ETF	43	Indonesia
7	IDX US Equity	VanEck Vectors Indonesia Index	42	Indonesia
8	INDO FP Equity	Lyxor MSCI Indonesia UCITS ETF	29	Indonesia
9	R/LQ45X IJ Equity	Premier ETF LQ-45	126	Indonesia
10	XIIC IJ Equity	Premier ETF Indonesia Consumer	3	Indonesia
11	XIIF IJ Equity	Premier ETF Indonesia Financia	8	Indonesia
12	XIIT IJ Equity	Premier ETF IDX30	196	Indonesia
13	XIJI IJ Equity	Premier ETF Syariah JII	1	Indonesia
14	XISC IJ Equity	Premier ETF Indonesia State-Ow	96	Indonesia
15	XISI IJ Equity	Premier ETF SMINFRA18	6	Indonesia
16	XISR IJ Equity	Premier ETF Sri Kehati	43	Indonesia
17	XMID LN Equity	Xtrackers MSCI Indonesia Swap	141	Indonesia
18	XPDV IJ Equity	Pinnacle CORE High Dividend ET	1	Indonesia
19	XPLC IJ Equity	Pinnacle Indonesia Large-Cap E	1	Indonesia
20	XPLQ IJ Equity	Pinnacle Enhanced Liquid ETF	4	Indonesia
21	1560 JP Equity	NEXT FUNDS FTSE Bursa Malaysia	5	Malaysia
22	3082 HK Equity	Xtrackers MSCI Malaysia UCITS	43	Malaysia
23	EWM US Equity	iShares MSCI Malaysia ETF	485	Malaysia
24	FBM30 MK Equity	FTSE BURSA MALAYSIA KLCI ETF F	1	Malaysia
25	HMYR LN Equity	HSBC MSCI MALAYSIA UCITS ETF	3	Malaysia
26	MAL FP Equity	Lyxor MSCI Malaysia UCITS ETF	21	Malaysia
27	XCS3 GR Equity	Xtrackers MSCI Malaysia UCITS	43	Malaysia
28	3016 HK Equity	Xtrackers MSCI Philippines UCI	48	Philippines
29	EPHE US Equity	iShares MSCI Philippines ETF	242	Philippines
30	FMETF PM Equity	First Metro Philippine Equity	33	Philippines
31	XPQP GR Equity	Xtrackers MSCI Philippines UCI	48	Philippines
32	3065 HK Equity	Xtrackers MSCI Singapore UCITS	38	Singapore
33	DBSSTI SP Equity	Nikko AM Singapore STI ETF	244	Singapore

34	EWS US Equity	iShares MSCI Singapore ETF	546	Singapore
35	SINGINC SP Equity	Phillip SING Income ETF	36	Singapore
36	SREITS SP Equity	Lion-Phillip S-REIT ETF	113	Singapore
37	STTF SP Equity	SPDR Straits Times Index ETF	612	Singapore
38	XBAS GR Equity	Xtrackers MSCI Singapore UCITS	38	Singapore
39	1559 JP Equity	NEXT FUNDS Thai Equity SET50 E	7	Thailand
40	1DIV TB Equity	ThaiDEX SET High Dividend ETF	3	Thailand
41	3092 HK Equity	Xtrackers MSCI Thailand UCITS	44	Thailand
42	BMSCG TB Equity	BCAP Mid Small CG ETF	16	Thailand
43	BSET100 TB Equity	BCAP SET100 ETF	47	Thailand
44	EBANK TB Equity	KTAM SET Banking ETF Tracker	3	Thailand
45	ECOMM TB Equity	KTAM SET Commerce ETF Tracker	1	Thailand
46	EFOOD TB Equity	KTAM SET Food and Beverage ETF	1	Thailand
47	EICT TB Equity	KTAM SET ICT ETF Tracker	1	Thailand
48	ENGY TB Equity	MTrack Energy ETF	3	Thailand
49	ENY TB Equity	KTAM SET Energy ETF Tracker	3	Thailand
50	ESET50 TB Equity	KTAM SET50 ETF Tracker	1	Thailand
51	TDEX TB Equity	ThaiDEX SET50 ETF	103	Thailand
52	TH100 TB Equity	ThaiDEX SET100 ETF	0	Thailand
53	THA FP Equity	Lyxor MSCI Thailand UCITS ETF	25	Thailand
54	THD US Equity	iShares MSCI Thailand ETF	504	Thailand
55	XCS4 GR Equity	Xtrackers MSCI Thailand UCITS	44	Thailand
56	2804 HK Equity	Premia MSCI Vietnam ETF	24	Vietnam
57	E1VFN30 VN Equity	VFMVN30 ETF Fund	276	Vietnam
58	FUESSV50 VN Equity	SSIAM VNX50 ETF	8	Vietnam
59	VNM US Equity	VanEck Vectors Vietnam ETF	442	Vietnam
60	XFVT GR Equity	Xtrackers FTSE Vietnam Swap UC	283	Vietnam

Country	Total AUM (USDmn)
Singapore	1,629
Indonesia	1,382
Vietnam	1,032
Thailand	804
Malaysia	602
Philippines	370
ASEAN Countries	93

Contacts

HCM City Head Office

Level 3, Maritime Bank Tower
180-192 Nguyen Cong Tru St., District 1, HCM City
Tel: (+84 28) 3914 8585
Fax: (+84 28) 3821 6898

Pham Ngoc Thach Transaction Office

Level 3, 62A Pham Ngoc Thach, District 3, HCM City
Tel: (+84 28) 7108 1188
Fax: (+84 28) 3820 9229

Hanoi Branch

Level 6, CTM Tower
299 Cau Giay, Cau Giay District, Hanoi
Tel: (+84 24) 3974 4448
Fax: (+84 24) 3974 4501

Ba Trieu Transaction Office

Level 6, 74 Ba Trieu, Hoan Kiem District, Hanoi
Tel: (+84 24) 7106 3555
Fax: (+84 24) 3632 0809

Lang Ha Transaction Office

Level 5, TDL Tower, 22 Lang Ha, Dong Da District, Hanoi
Tel (+84 24) 7108 1188
Fax: (+84 24) 3244 4150

Research Department

Mr. Huy Hoang

Head of Research
(+84 28) 3914 8585 (x1450)
huy.hoang@kisvn.vn

Institutional Brokerage

Ms. Uyen Lam

Head of Institutional Brokerage
(+84 28) 3914 8585 (x1444)
uyen.lh@kisvn.vn

Disclaimer

This report has been issued by the **KIS VN Securities Corporation (KIS)** with the instructional contributions of **KIS VN Securities Corporation** whose employees are specified in the publication. This report is for information of its institutional and professional customers.

This report is and should not be construed as an offer to sell or a solicitation of an offer to purchase or subscribe for any investment. No consideration has been given to the particular investment objectives, financial situation or particular needs of any recipient. Investors are advised make their own financial decisions based on their independent financial advisors as they believe necessary and based on their particular circumstances such as their financial situation, investment objectives and other considerations.

In preparing this report, we have relied upon and assumed the accuracy and completeness of all information available from public and other sources which we believe to be reliable, but which we have not independently verified. KIS makes no express or implied guarantee, representation or warranty and accepts no responsibility or liability as to the accuracy or completeness of such information.

Opinions, estimates, and projections expressed are current opinions of the authors as of the original publication date appearing on this report only and the information, including the opinions contained herein, and are subject to change without notice.

KIS and its affiliates may from time to time perform investment banking or other services for, or solicit investment banking or other business from, companies mentioned herein. Further, KIS and its affiliates, and/or their officers, directors and employees involved in the preparation or issuance of this report may, from time to time, have long or short positions in, and buy or sell, the securities, or derivatives (including options) thereof, of companies mentioned herein, or related securities or derivatives in a manner that may be consistent or inconsistent with this report and opinions expressed therein. As a result, investors should be aware that KIS and its affiliates and/or their officers, directors and employees may have a conflict of interest that could affect this report.

This report shall not be copied, reproduced, distributed (in whole or in part) or disclosed by recipients to any other person without the express permission of KIS in writing.