

Corporate news

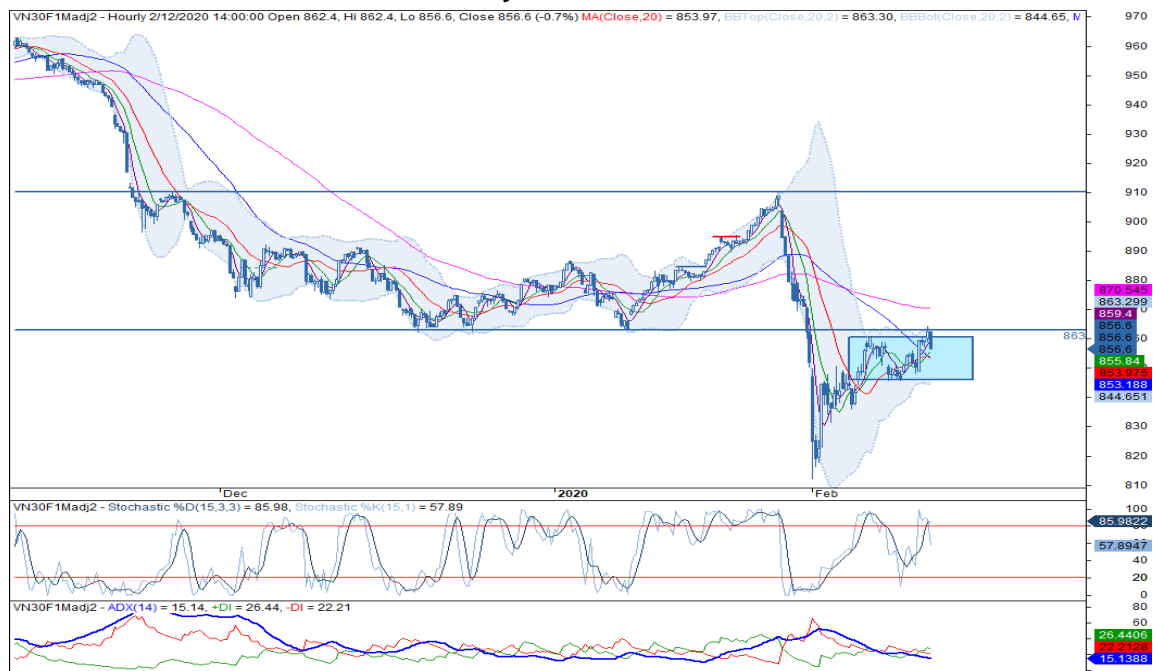
- VIC: Vingroup has submitted two projects in Chau Duc district, Ba Ria - Vung Tau province with a total area of 802.2 ha. Particularly, two projects proposed for investment in Chau Duc district, Ba Ria - Vung Tau province are urban, industrial and shopping center combined with shophouse. (Fiinpro)

Market commentary: The rectangle pattern

- **VN30 Index commentary:** The VN30 Index increased 0.8% to close at 863.23 pts with only 6 underperformers. Particularly, top 5 index movers were ROS (+7.0%), POW (+7.0%), SBT (+6.8%), CTD (+3.2%) and MWG (+2.3%). Among top 5 index weight tickers, TCB (+2.3%), VPB (+1.8%) and HPG (+0.8%) contributed to the Index gains whilst VNM (0%) and VIC (-1.2%) underperformed the benchmark. In contrast, CTG (-2.0%), SAB (-1.5%), EIB (-0.6%), VRE (-0.5%) and BVH (-0.5%) were index laggards. Regarding to foreign trading activities, selling pressure continued to overwhelm, recorded a net sell value at VND32bn. To be specific, Consumer Staples and Financials were sold the most due to high divestment away from MSN, VNM, SAB, BVH and HDB. Besides, Real Estate also experienced outflow driven by VIC and NVL. On the contrary, Materials was accumulated the most by this group, mainly focusing on HPG.
- **Future's technical view:** VN30F2002 has struggled for piercing the congestion zone (863 pts), faded the breakout of the rectangle pattern. However, the upward momentum remains in the medium term due to the crossing up Stochastic on daily time frame. Besides, on hourly time frame, MA5 and MA15 are moving parallel to each other, short-term uptrend is active. Additionally, breakout tends to occur with higher probability than breakdown in the rectangle pattern. In this case, traders should open positions when breakout occurs.

Trading strategy: Long at 860-863 pts zone on pullback after the breakout at 863 pts, take profit at 875 pts and stoploss at 855 pts.

Hourly candlestick chart



*Price is adjusted by Proportional Adjustment method
Source: Fiinpro, KIS

Mr. Dang Le

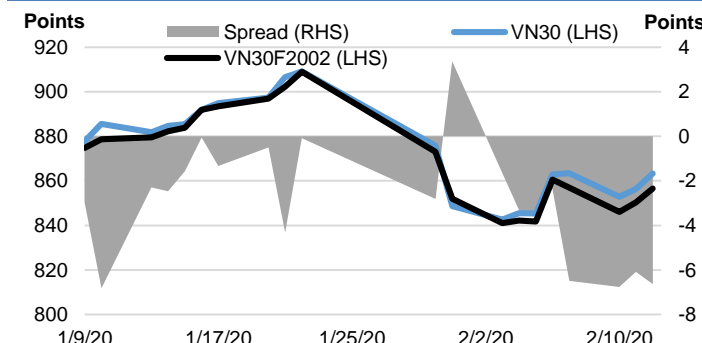
Strategy - Associate

(+84 28) 3914 8585 - Ext: 1471
dang.lh@kisvn.vn

	Close Price	+/- %	Trading Volume	Open Interest	Fair Value	Expire Date
	Points	%	contracts	contracts	Points	
VN30 Index	863.2	0.8%				
VN30F2002	856.6	0.7%	128,526	16,439	857	20/02/20
VN30F2003	858.3	1.0%	452	540	857	19/03/20
VN30F2006	862.0	0.6%	67	190	860	18/06/20
VN30F2009	865.5	0.8%	35	27	864	17/09/20

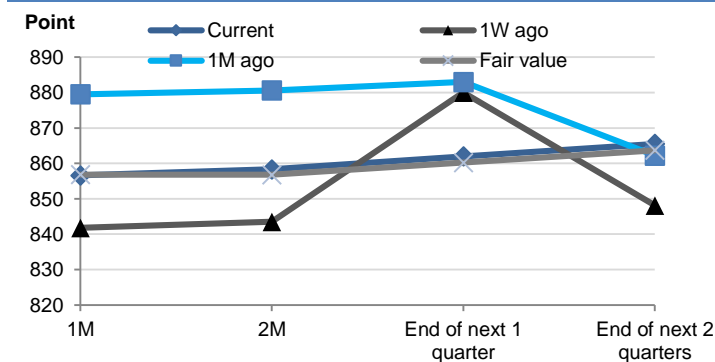
Source: Bloomberg

Basis Spread



Source: Bloomberg

Future Price Curves



Source: Bloomberg, KIS, Fiinpro

VN30 INDEX MEMBERS												
Quote	Name	Industry	Market Cap	Index Weight	Current Price	1D chg	PER	PBR	3M. Vol	Foreign Owned	52W High	52W Low
		Unit:	VND bn.	%	VND	%	x	x	'000 shares	%	VND	VND
BID	Bank for Investment and Development of Vietnam JSC	Financials	204,319	1.3%	50,800	0.00%	21.2	2.7	873	18%	55,800	30,550
BVH	Bao Viet Holdings	Financials	42,684	0.6%	57,500	-0.52%	35.2	2.2	177	30%	98,500	54,700
CTD	Coteccons Construction JSC	Industrials	4,959	0.4%	65,000	3.17%	7.3	0.6	110	47%	146,200	47,750
CTG	Vietnam Joint Stock Commercial Bank for Industry and Trade	Financials	101,277	1.4%	27,200	-1.98%	10.7	1.3	4,860	30%	28,450	19,500
EIB	Vietnam Export Import Commercial JSB	Financials	21,454	2.9%	17,450	-0.57%	24.8	1.4	126	30%	19,100	15,350
FPT	FPT Corp	Information Technology	36,695	4.6%	54,100	0.93%	12.8	2.6	1,593	49%	61,300	39,909
GAS	PetroVietnam Gas JSC	Utilities	164,600	1.3%	86,000	0.47%	14.1	3.4	294	4%	114,900	80,600
HDB	Ho Chi Minh City Development Joint Stock Commercial Bank	Financials	28,109	3.1%	29,200	0.69%	7.9	1.5	1,576	24%	32,350	24,450
HPG	Hoa Phat Group JSC	Materials	65,714	6.2%	23,800	0.85%	9.2	1.4	6,451	39%	27,385	20,300
MBB	Military Commercial Joint Stock Bank	Financials	50,815	4.8%	21,650	2.12%	6.2	1.3	4,624	21%	23,900	18,611
MSN	Masan Group Corp	Consumer Staples	59,032	3.7%	50,500	1.20%	10.6	1.4	1,026	39%	92,000	46,600
MWG	Mobile World Investment Corp	Consumer Discretionary	49,400	5.1%	109,000	2.35%	12.6	4.0	666	49%	129,500	80,600
NVL	No Va Land Investment Group Corp	Real Estate	52,743	2.9%	54,400	0.37%	15.3	2.4	368	7%	65,100	52,800
PLX	Vietnam National Petroleum Group	Energy	62,994	0.9%	52,900	0.19%	15.1	2.7	245	13%	67,500	49,300
PNJ	Phu Nhuan Jewelry JSC	Consumer Discretionary	18,578	2.3%	82,500	1.23%	15.5	4.1	591	49%	92,500	71,000
POW	PetroVietnam Power Corp	Utilities	24,707	0.8%	10,550	7.00%	9.9	0.9	1,787	13%	17,600	9,470
REE	Refrigeration Electrical Engineering Corp	Industrials	10,774	0.9%	34,750	1.46%	6.6	1.0	700	49%	40,150	30,750
ROS	FLC Faros Construction JSC	Industrials	5,233	0.4%	9,220	6.96%	29.4	0.9	20,155	4%	35,750	7,000
SAB	Saigon Beer Alcohol Beverage Corp	Consumer Staples	122,485	2.1%	191,000	-1.55%	25.5	6.5	37	63%	291,000	189,300
SBT	Thanh Thanh Cong - Bien Hoa JSC	Consumer Staples	11,588	0.8%	19,750	6.76%	38.9	1.6	1,226	6%	21,500	15,400
SSI	SSI Securities Corp	Financials	9,221	0.9%	17,800	2.01%	10.4	0.9	1,472	55%	29,600	16,500
STB	Saigon Thuong Tin Commercial JSB	Financials	20,832	3.3%	11,550	1.76%	8.5	0.8	3,981	12%	13,200	9,750
TCB	Vietnam Technological & Commercial Joint Stock Bank	Financials	79,278	8.1%	22,650	2.26%	7.9	1.3	1,797	22%	28,200	19,900
VCB	Bank for Foreign Trade of Vietnam JSC	Financials	331,574	4.2%	89,400	0.22%	17.9	3.9	786	24%	95,000	57,800
VHM	Vinhomes JSC	Real Estate	284,543	5.1%	86,500	0.35%	13.6	5.2	1,303	15%	102,300	76,300
VIC	Vingroup JSC	Real Estate	378,832	8.1%	112,000	-1.23%	49.4	5.0	439	15%	126,500	104,000
VJC	Vietjet Aviation JSC	Industrials	67,680	5.3%	129,200	0.16%	16.4	4.4	439	19%	148,800	107,300
VNM	Vietnam Dairy Products JSC	Consumer Staples	186,676	9.4%	107,200	0.00%	19.6	6.8	974	59%	152,600	101,000
VPB	Vietnam Prosperity JSC Bank	Financials	63,016	7.0%	25,850	1.77%	7.7	1.5	2,270	23%	26,850	17,500
VRE	Vincom Retail JSC	Real Estate	71,010	2.0%	31,250	-0.48%	24.9	2.6	2,796	33%	39,950	27,950

Contacts

HCM City Head Office

Level 3, Maritime Bank Tower
180-192 Nguyen Cong Tru St., District 1, HCM City
Tel: (+84 28) 3914 8585
Fax: (+84 28) 3821 6898

Pham Ngoc Thach Transaction Office

Level 3, 62A Pham Ngoc Thach, District 3, HCM City
Tel: (+84 28) 7108 1188
Fax: (+84 28) 3820 9229

Hanoi Branch

Level 6, CTM Tower
299 Cau Giay, Cau Giay District, Hanoi
Tel: (+84 24) 3974 4448
Fax: (+84 24) 3974 4501

Ba Trieu Transaction Office

Level 6, 74 Ba Trieu, Hoan Kiem District, Hanoi
Tel: (+84 24) 7106 3555
Fax: (+84 24) 3632 0809

Lang Ha Transaction Office

Level 5, TDL Tower, 22 Lang Ha, Dong Da District, Hanoi
Tel (+84 24) 7108 1188
Fax: (+84 24) 3244 4150

Research Department

Mr. Hoang Huy

Head of Research
(+84 28) 3914 8585 (x1450)
huy.hoang@kisvn.vn

Institutional Brokerage

Ms. Uyen Lam

Head of Institutional Brokerage
(+84 28) 3914 8585 (x1444)
uyen.lh@kisvn.vn

Disclaimer

This report has been issued by the **KIS VN Securities Corporation (KIS)** with the instructional contributions of **KIS VN Securities Corporation** whose employees are specified in the publication. This report is for information of its institutional and professional customers.

This report is and should not be construed as an offer to sell or a solicitation of an offer to purchase or subscribe for any investment. No consideration has been given to the particular investment objectives, financial situation or particular needs of any recipient. Investors are advised make their own financial decisions based on their independent financial advisors as they believe necessary and based on their particular circumstances such as their financial situation, investment objectives and other considerations.

In preparing this report, we have relied upon and assumed the accuracy and completeness of all information available from public and other sources which we believe to be reliable, but which we have not independently verified. KIS makes no express or implied guarantee, representation or warranty and accepts no responsibility or liability as to the accuracy or completeness of such information.

Opinions, estimates, and projections expressed are current opinions of the authors as of the original publication date appearing on this report only and the information, including the opinions contained herein, and are subject to change without notice.

KIS and its affiliates may from time to time perform investment banking or other services for, or solicit investment banking or other business from, companies mentioned herein. Further, KIS and its affiliates, and/or their officers, directors and employees involved in the preparation or issuance of this report may, from time to time, have long or short positions in, and buy or sell, the securities, or derivatives (including options) thereof, of companies mentioned herein, or related securities or derivatives in a manner that may be consistent or inconsistent with this report and opinions expressed therein. As a result, investors should be aware that KIS and its affiliates and/or their officers, directors and employees may have a conflict of interest that could affect this report.

This report shall not be copied, reproduced, distributed (in whole or in part) or disclosed by recipients to any other person without the express permission of KIS in writing.