

Corporate news

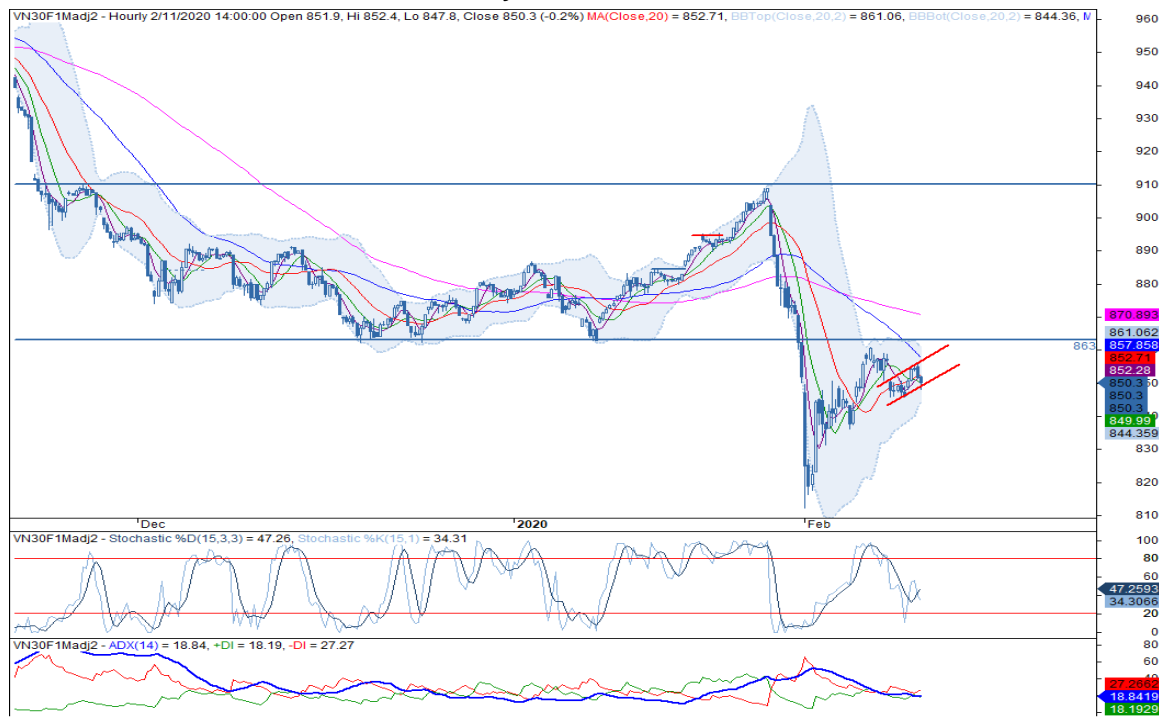
- REE: REE has announced to pay 16% cash dividend for 2019. The payment will be paid on 10 Apr 2020. (HOSE).
- HPG: HPG has planned to invest into Dung Quat expansion. Particularly, total investment of the expansion is VND60,000bn, including VND50,000bn of fixed capital and VND10,000bn of working capital. (ndh.vn)

Market commentary: Wait for the breakout

- **VN30 Index commentary:** The VN30 Index was added 0.41% to close at 856.39 pts thanks to 19 outperformers. Particularly, top 5 index movers were ROS (+6.95%), CTG (+4.32%), CTD (+3.79%), STB (+3.65%) and BID (+3.46%). In contrast, HPG (-3.08%), HDB (-1.69%) and VNM (-1.65%) dragged the benchmark down. Regarding to foreign trading activities, selling activities overwhelmed, recorded a net sell value at VND13bn. To be specific, Consumer Staples and Materials were sold the most driven by high divestment away from MSN, VNM and HPG. On the contrary, Real Estate and Financials attracted foreign demand thanks to VRE, VHM, VIC and VCB whilst HDB and BVH ended up to be net sold.
- **Future's technical view:** VN30F2002 is moving within the short-term upward trend channel with the tendency to retest 863 pts zone. However, Stochastic is on the fence as well as ADX < 25 is showing weakening upward momentum. Furthermore, major short-term MAs are tight, the short-term trend is unclear. In this case, traders should wait for the breakout at congestion zone (863 pts) to open long positions.

**Trading strategy:** Long VN30F2002 at 864 pts, take profit at 910 pts zone and stoploss at 845 pts zone. Short this instrument at 845 pts, take profit at 830 pts and stoploss at 850 pts.

Hourly candlestick chart



\*Price is adjusted by Proportional Adjustment method  
Source: Fiinpro, KIS

Mr. Dang Le

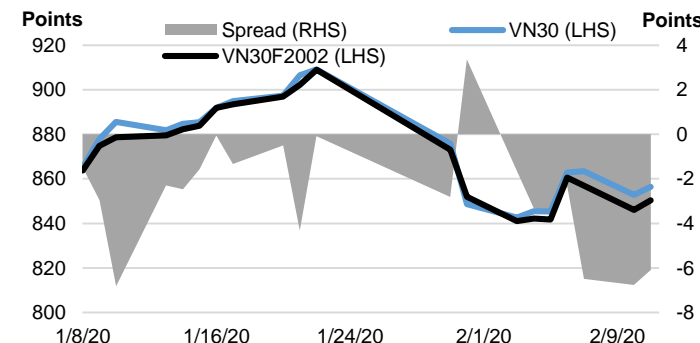
Strategy - Associate

(+84 28) 3914 8585 - Ext: 1471  
dang.lh@kisvn.vn

	Close Price	+/- %	Trading Volume	Open Interest	Fair Value	Expire Date
	Points	%	contracts	contracts	Points	
<b>VN30 Index</b>	856.4	0.4%				
<b>VN30F2002</b>	850.3	0.5%	103,659	17,632	853	20/02/20
<b>VN30F2003</b>	849.6	0.4%	484	418	853	19/03/20
<b>VN30F2006</b>	857.0	0.2%	36	181	857	18/06/20
<b>VN30F2009</b>	858.4	0.5%	82	20	860	17/09/20

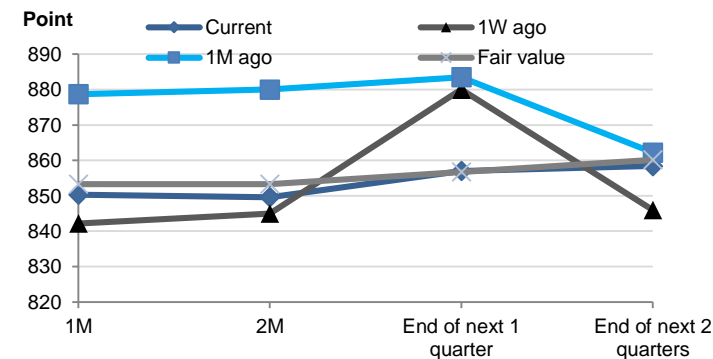
Source: Bloomberg

Basis Spread



Source: Bloomberg

Future Price Curves



Source: Bloomberg, KIS, Fiinpro

VN30 INDEX MEMBERS												
Quote	Name	Industry	Market Cap	Index Weight	Current Price	1D chg	PER	PBR	3M. Vol	Foreign Owned	52W High	52W Low
		Unit:	VND bn.	%	VND	%	x	x	'000 shares	%	VND	VND
BID	Bank for Investment and Development of Vietnam JSC	Financials	204,319	1.3%	50,800	3.46%	21.2	2.7	872	18%	55,800	30,550
BVH	Bao Viet Holdings	Financials	42,906	0.6%	57,800	0.52%	35.4	2.3	176	30%	98,500	54,700
CTD	Coteccons Construction JSC	Industrials	4,806	0.3%	63,000	3.79%	7.1	0.6	104	47%	146,200	47,750
CTG	Vietnam Joint Stock Commercial Bank for Industry and Trade	Financials	103,324	1.5%	27,750	4.32%	10.9	1.3	4,828	30%	28,100	19,500
EIB	Vietnam Export Import Commercial JSB	Financials	21,577	2.9%	17,550	0.57%	24.9	1.4	124	30%	19,100	15,350
FPT	FPT Corp	Information Technology	36,356	4.6%	53,600	1.90%	12.7	2.6	1,602	49%	61,300	38,818
GAS	PetroVietnam Gas JSC	Utilities	163,834	1.3%	85,600	-1.38%	14.0	3.4	295	4%	114,900	80,600
HDB	Ho Chi Minh City Development Joint Stock Commercial Bank	Financials	27,916	3.1%	29,000	-1.69%	7.9	1.8	1,558	24%	32,350	24,450
HPG	Hoa Phat Group JSC	Materials	65,161	6.2%	23,600	-3.08%	9.1	1.4	6,349	39%	27,385	20,300
MBB	Military Commercial Joint Stock Bank	Financials	49,759	4.7%	21,200	0.95%	6.1	1.3	4,629	21%	23,900	18,611
MSN	Masan Group Corp	Consumer Staples	58,330	3.7%	49,900	0.00%	10.5	1.4	1,009	39%	92,000	46,600
MWG	Mobile World Investment Corp	Consumer Discretionary	48,267	5.0%	106,500	0.66%	12.3	3.9	671	49%	129,500	80,600
NVL	No Va Land Investment Group Corp	Real Estate	52,549	2.9%	54,200	0.18%	15.2	2.4	367	7%	65,100	52,800
PLX	Vietnam National Petroleum Group	Energy	62,875	0.9%	52,800	2.33%	15.1	2.7	242	13%	67,500	49,300
PNJ	Phu Nhuan Jewelry JSC	Consumer Discretionary	18,353	2.3%	81,500	0.00%	15.3	4.0	594	49%	92,500	71,000
POW	PetroVietnam Power Corp	Utilities	23,091	0.7%	9,860	1.86%	9.3	0.9	1,788	13%	17,600	9,470
REE	Refrigeration Electrical Engineering Corp	Industrials	10,619	0.9%	34,250	2.09%	6.5	1.0	699	49%	40,150	30,750
ROS	FLC Faros Construction JSC	Industrials	4,893	0.4%	8,620	6.95%	27.5	0.8	20,404	4%	35,750	7,000
SAB	Saigon Beer Alcohol Beverage Corp	Consumer Staples	124,409	2.2%	194,000	-0.51%	25.9	6.6	37	63%	291,000	189,300
SBT	Thanh Thanh Cong - Bien Hoa JSC	Consumer Staples	10,855	0.8%	18,500	2.78%	36.5	1.5	1,223	6%	21,500	15,400
SSI	SSI Securities Corp	Financials	9,040	0.8%	17,450	-0.57%	10.2	0.9	1,472	55%	29,600	16,500
STB	Saigon Thuong Tin Commercial JSB	Financials	20,471	3.3%	11,350	3.65%	8.3	0.8	3,803	12%	13,200	9,750
TCB	Vietnam Technological & Commercial Joint Stock Bank	Financials	77,528	8.0%	22,150	1.37%	7.7	1.3	1,804	22%	28,200	19,900
VCB	Bank for Foreign Trade of Vietnam JSC	Financials	330,832	4.2%	89,200	0.34%	17.8	3.9	791	24%	95,000	56,800
VHM	Vinhomes JSC	Real Estate	283,556	5.1%	86,200	0.00%	13.5	5.2	1,315	15%	102,300	76,300
VIC	Vingroup JSC	Real Estate	383,568	8.3%	113,400	-0.26%	50.0	5.0	441	15%	126,500	101,200
VJC	Vietjet Aviation JSC	Industrials	67,575	5.4%	129,000	0.00%	16.4	4.4	441	19%	148,800	107,300
VNM	Vietnam Dairy Products JSC	Consumer Staples	186,676	9.4%	107,200	-1.65%	19.6	6.8	975	59%	152,600	101,000
VPB	Vietnam Prosperity JSC Bank	Financials	61,919	6.9%	25,400	3.25%	7.5	1.5	2,225	23%	25,650	17,500
VRE	Vincom Retail JSC	Real Estate	71,351	2.1%	31,400	0.96%	25.1	2.7	2,800	33%	39,950	27,950

## Contacts

### HCM City Head Office

Level 3, Maritime Bank Tower  
180-192 Nguyen Cong Tru St., District 1, HCM City  
Tel: (+84 28) 3914 8585  
Fax: (+84 28) 3821 6898

### Pham Ngoc Thach Transaction Office

Level 3, 62A Pham Ngoc Thach, District 3, HCM City  
Tel: (+84 28) 7108 1188  
Fax: (+84 28) 3820 9229

### Hanoi Branch

Level 6, CTM Tower  
299 Cau Giay, Cau Giay District, Hanoi  
Tel: (+84 24) 3974 4448  
Fax: (+84 24) 3974 4501

### Ba Trieu Transaction Office

Level 6, 74 Ba Trieu, Hoan Kiem District, Hanoi  
Tel: (+84 24) 7106 3555  
Fax: (+84 24) 3632 0809

### Lang Ha Transaction Office

Level 5, TDL Tower, 22 Lang Ha, Dong Da District, Hanoi  
Tel (+84 24) 7108 1188  
Fax: (+84 24) 3244 4150

## Research Department

### Mr. Hoang Huy

Head of Research  
(+84 28) 3914 8585 (x1450)  
huy.hoang@kisvn.vn

## Institutional Brokerage

### Ms. Uyen Lam

Head of Institutional Brokerage  
(+84 28) 3914 8585 (x1444)  
uyen.lh@kisvn.vn

## Disclaimer

This report has been issued by the **KIS VN Securities Corporation (KIS)** with the instructional contributions of **KIS VN Securities Corporation** whose employees are specified in the publication. This report is for information of its institutional and professional customers.

This report is and should not be construed as an offer to sell or a solicitation of an offer to purchase or subscribe for any investment. No consideration has been given to the particular investment objectives, financial situation or particular needs of any recipient. Investors are advised make their own financial decisions based on their independent financial advisors as they believe necessary and based on their particular circumstances such as their financial situation, investment objectives and other considerations.

In preparing this report, we have relied upon and assumed the accuracy and completeness of all information available from public and other sources which we believe to be reliable, but which we have not independently verified. KIS makes no express or implied guarantee, representation or warranty and accepts no responsibility or liability as to the accuracy or completeness of such information.

Opinions, estimates, and projections expressed are current opinions of the authors as of the original publication date appearing on this report only and the information, including the opinions contained herein, and are subject to change without notice.

KIS and its affiliates may from time to time perform investment banking or other services for, or solicit investment banking or other business from, companies mentioned herein. Further, KIS and its affiliates, and/or their officers, directors and employees involved in the preparation or issuance of this report may, from time to time, have long or short positions in, and buy or sell, the securities, or derivatives (including options) thereof, of companies mentioned herein, or related securities or derivatives in a manner that may be consistent or inconsistent with this report and opinions expressed therein. As a result, investors should be aware that KIS and its affiliates and/or their officers, directors and employees may have a conflict of interest that could affect this report.

This report shall not be copied, reproduced, distributed (in whole or in part) or disclosed by recipients to any other person without the express permission of KIS in writing.