

Trading activity drops

Market overview

The domestic CW market still showed positive signals during the last week, however, liquidity recorded fell slightly. Accordingly, the trading volume reached 268 million warrants/ VND248bn, up 4%/ 38% respectively, from the previous week. With trading value by an underlying asset, covered warrants that STB and HPG as the underlying asset attracted the most trading interest, recording nearly 36% of total trading volume. Besides, trading interest also spreads to other CWs with different underlying assets such as VHM, MWG, VPB, and VRE. The next time, the CW market is likely to "cool down" as the underlying market has confirmed a short-term consolidation phase.

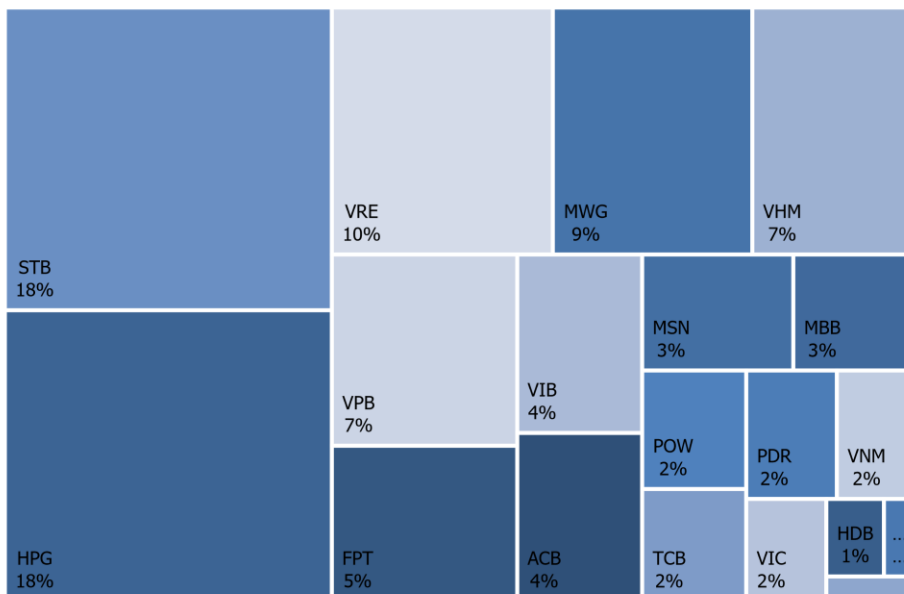
Foreign trading activity

The foreign selling pressure still maintained and intensified in the previous week, recorded at VND4.4bn in the previous week. By underlying asset, covered warrants which have HPG as the underlying asset absorbed the highest trading value from foreigners, accounting for 32% of foreign trading volume, followed by PDR and STB.

Selling pressure increased significantly and was spread evenly across most warrants with different underlying assets. On the other hand, the underlying market is currently in a consolidation phase, which is likely to have an impact on the domestic CW market.

Note: The covered warrant market is commonly used for short-term trading which means volatility level is extremely high. Notably, covered warrant has the positive correlation with its underlying, the short-term fluctuation in the underlying price could lead to the big move in covered warrant.

Figure 1. CW trading value by underlying asset

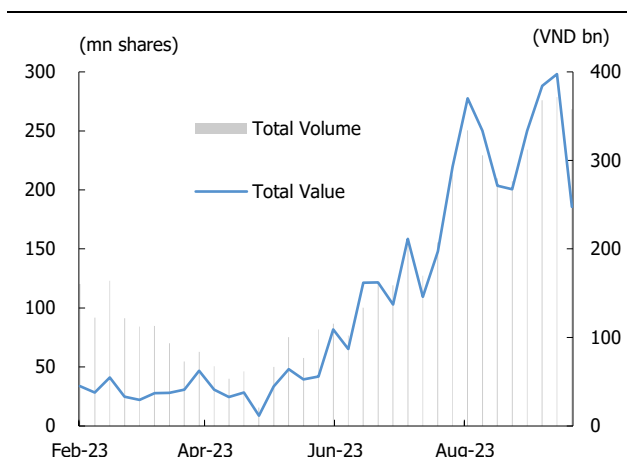


Source: FiinPro, KIS

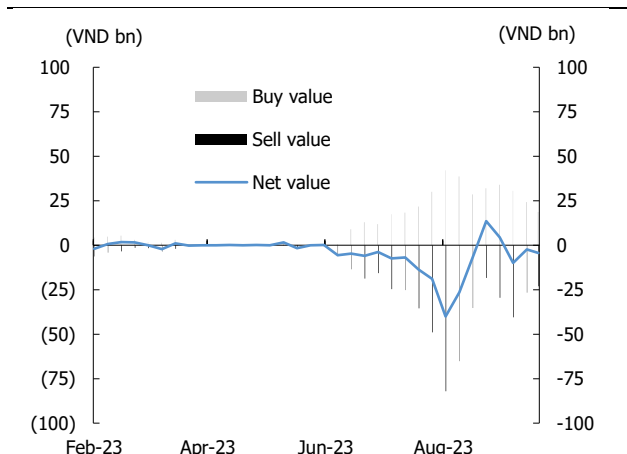
Table 1. Weekly market overview

Number of CW	192
Trading volume (share mn)	268,664,291
Trading value (VND bn)	248
Increasing CW	81
Decreasing CW	79
Unchanged CW	32

Source: Fiinpro, KIS

Figure 2. CW trading value and volume

Source: FiinPro, KIS

Figure 3. Weekly net foreign buy/sell

Source: FiinPro, KIS

Table 3. Top 10 foreign net buys

(VND, %WoW, USD bn)

Ticker	Last Trading Date	Price	% Chg	Buy	Sell	Net
CHPG2310	29/09/2023			59.9	(22.6)	37.3
CSTB2315	22/03/2024	760		31.0	(6.1)	24.9
CMSN2306	23/02/2024	1,020	(1.9)	26.8	(4.0)	22.8
CMBB2304	29/09/2023			19.0	(0.6)	18.4
CVNM2302	29/09/2023			16.0	(2.7)	13.3
CSTB2314	23/02/2024	830		18.0	(5.6)	12.4
CHPG2307	29/12/2023	1,270	(3.1)	53.5	(41.7)	11.8
CTPB2302	29/09/2023			13.7	(2.9)	10.8
CVRE2307	23/02/2024	470	17.5	10.5	(1.4)	9.1
CVPB2303	29/09/2023			10.2	(1.4)	8.8

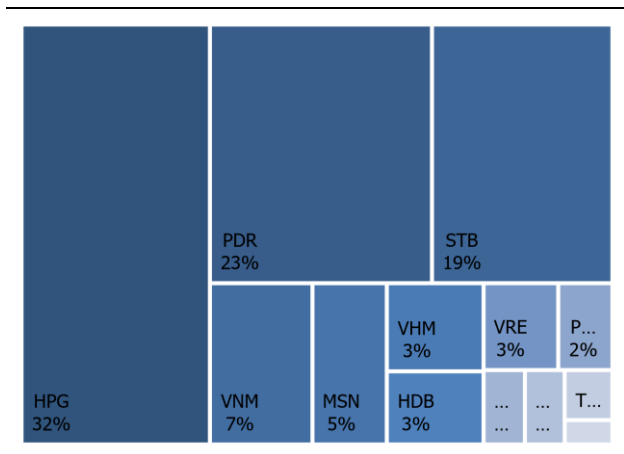
Source: FiinPro, KIS

Table 2. Top 10 trading value

(VND, %WoW, VND bn)

Ticker	Last Trading Date	Price	% Chg	Trading value
CSTB2321	29/01/2024	1,110	(0.9)	16.8
CFPT2307	29/01/2024	2,390	0.4	15.0
CMWG2307	29/01/2024	930	(3.1)	10.9
CSTB2325	02/08/2024	1,580	1.9	9.0
CFPT2306	01/12/2023	2,190	(3.9)	7.6
CHPG2323	01/12/2023	520	(10.3)	6.9
CSTB2324	03/05/2024	1,300	-	5.7
CHPG2309	22/05/2024	1,410	(9.0)	5.7
CMWG2306	01/12/2023	720	2.9	5.5
CSTB2225	30/10/2023	5,090	(1.5)	5.3

Source: FiinPro, KIS

Figure 4. Foreign trading by underlying asset

Source: FiinPro, KIS

Table 4. Top 10 foreign net sells

(VND, %WoW, USD bn)

Ticker	Last Trading Date	Price	% Chg	Buy	Sell	Net
CHPG2308	27/10/2023	1,130	(6.6)	18.0	(149.6)	(131.6)
CSTB2308	29/11/2023	900	(4.3)	14.6	(53.7)	(39.1)
CPDR2303	22/03/2024	1,770	7.3	23.5	(57.7)	(34.2)
CVHM2305	28/02/2024	400	17.6	12.9	(33.0)	(20.1)
CPDR2302	21/11/2023	1,510	9.4	9.1	(28.1)	(19.1)
CSTB2307	29/09/2023			22.7	(40.5)	(17.8)
CHPG2316	20/09/2024	1,240	(3.9)	6.1	(19.6)	(13.5)
CHPG2318	22/03/2024	730	(6.4)	13.1	(26.2)	(13.1)
CHPG2319	24/06/2024	980	(3.0)	0.2	(10.4)	(10.2)
CPDR2305	24/06/2024	2,010	5.2	53.1	(62.5)	(9.4)

Source: FiinPro, KIS

Table 5. Covered warrant statistic by VN30 constituent

(VND bn, %, Shares)

Underlying asset	Name	Industry	Market Cap	Foreign ownership	CW number	CW market cap	CW trading value	CW trading volume
ACB	Asia Commercial Bank	Financials	84,866.5	30.0%	2	14,100.0	3.0	5,567,500.0
BCM	Becamex IDC Corp.	Real Estate	71,932.5	2.4%				
BID	BIDV	Financials	224,345.5	17.2%				
BVH	Bao Viet Group	Financials	31,288.9	26.4%				
CTG	VietinBank	Financials	144,412.8	27.4%				
FPT	FPT Corp	Information Technology	117,853.1	49.0%	11	185,930.0	42.6	15,277,717.0
GAS	PetroVietnam Gas	Utilities	208,314.3	3.0%				
GVR	Viet Nam Rubber Group	Materials	78,000.0	0.3%				
HDB	HDBank	Financials	50,185.8	19.9%	6	8,420.0	1.8	3,115,200.0
HPG	Hoa Phat Group	Materials	152,928.9	25.0%	27	343,880.0	69.2	48,690,457.0
MBB	MBBank	Financials	96,460.6	23.2%	11	125,530.0	12.6	11,772,200.0
MSN	Masan Group	Consumer Staples	109,173.4	29.8%	12	49,820.0	6.3	7,262,131.0
MWG	Mobile World Investment	Consumer Discretionary	76,930.7	48.3%	11	124,762.0	34.6	29,447,765.0
SHB	SH Bank	Financials	40,169.8	6.2%				
SSB	SeABank	Financials	61,342.5	0.2%				
PLX	Petrolimex	Energy	47,647.2	17.0%				
POW	PV Power	Utilities	27,165.7	5.4%	11	17,170.0	4.0	7,536,367.0
SAB	SABECO	Consumer Staples	92,985.8	61.9%				
SSI	SSI Securities Corp.	Financials	47,672.6	43.9%				
STB	Sacombank	Financials	57,781.9	22.4%	24	361,580.0	155.3	63,927,396.0
TCB	Techcombank	Financials	118,355.1	22.5%	8	100,319.0	9.4	5,266,800.0
TPB	TPBank	Financials	39,299.2	29.9%	2	1,020.0	1.3	1,982,000.0
VCB	Vietcombank	Financials	489,045.5	23.5%				
VHM	Vinhomes	Real Estate	198,123.7	24.2%	13	35,460.0	9.8	20,528,871.0
VIB	VIBBank	Financials	49,087.2	20.5%	2	16,500.0	5.6	9,082,587.0
VIC	VinGroup	Real Estate	178,682.9	12.7%	7	26,040.0	4.2	4,057,330.0
VJC	Vietjet Air	Industrials	53,782.0	17.6%				
VNM	Vinamilk	Consumer Staples	155,074.7	55.2%	9	38,640.0	5.5	5,051,600.0
VPB	VPBank	Financials	145,676.5	16.5%	12	121,130.0	12.5	15,880,580.0
VRE	Vincom Retail	Real Estate	59,307.5	32.5%	14	107,480.0	6.2	17,002,800.0

Source: Bloomberg, Fiiipro, KIS

CW: Covered warrant

Table 6. Trading Covered warrant on HSX

(VND, %)

No	CW Code	Covered Warrant			Underlying asset			% Premium	Time to maturity	Last Trading Date	
		Executive ratio	Issue price	Closing price	Underlying	Exercise price	Breakeven price				Closing price
1	CVPB2301	4.00000 : 1	1,000		VPB	19,800		21,700		25/09/2023	
2	CHPG2302	2.00000 : 1	2,120		HPG	20,000		26,300		25/09/2023	
3	CVPB2303	16.00000 : 1	1,000		VPB	15,777		21,700		29/09/2023	
4	CTPB2302	7.18750 : 1	1,000		TPB	14,215		17,850		29/09/2023	
5	CMWG2303	19.80990 : 1	1,000		MWG	31,035		52,600		29/09/2023	
6	CMBB2304	8.48250 : 1	1,000		MBB	13,006		18,500		29/09/2023	
7	CVRE2304	5.00000 : 1	1,000		VRE	29,999		26,100		29/09/2023	
8	CVNM2302	9.68460 : 1	1,000		VNM	69,944		74,200		29/09/2023	
9	CVHM2303	8.00000 : 1	1,000		VHM	59,888		45,500		29/09/2023	
10	CSTB2307	5.00000 : 1	1,000		STB	29,999		30,650		29/09/2023	
11	CMSN2303	10.00000 : 1	1,000		MSN	77,999		76,300		29/09/2023	
12	CHPG2310	4.00000 : 1	1,000		HPG	23,222		26,300		29/09/2023	
13	CHPG2308	4.00000 : 1	1,000	1,130	HPG	22,111	26,631	26,300	(1.2)	19	27/10/2023
14	CMSN2301	10.00000 : 1	1,000	580	MSN	73,979	79,779	76,300	(6.7)	19	27/10/2023
15	CSTB2304	5.00000 : 1	1,000	610	STB	28,666	31,716	30,650	(1.5)	19	27/10/2023
16	CPOW2301	2.00000 : 1	1,000	90	POW	13,979	14,159	11,600	(17.6)	19	27/10/2023
17	CPDR2301	4.00000 : 1	1,000	2,490	PDR	14,222	24,182	23,950	(4.2)	19	27/10/2023
18	CNVL2301	4.00000 : 1	1,000	820	NVL	13,456	16,736	15,600	(6.5)	19	27/10/2023
19	CHDB2301	3.48150 : 1	1,000	400	HDB	16,827	18,220	17,350	(4.7)	19	27/10/2023
20	CVRE2302	5.00000 : 1	1,000	170	VRE	28,666	29,516	26,100	(11.9)	19	27/10/2023
21	CVNM2301	9.68460 : 1	1,000	1,010	VNM	66,715	76,496	74,200	(0.8)	19	27/10/2023
22	CVIC2301	8.00000 : 1	1,000	470	VIC	53,979	57,739	46,850	(20.8)	19	27/10/2023
23	CVHM2301	8.00000 : 1	1,000	120	VHM	56,879	57,839	45,500	(21.5)	19	27/10/2023
24	CVRE2221	4.00000 : 1	2,100	60	VRE	32,500	32,740	26,100	(20.6)	20	30/10/2023
25	CFPT2214	8.49830 : 1	1,900	3,420	FPT	64,588	93,652	92,800	0.1	20	30/10/2023
26	CHPG2227	2.00000 : 1	2,400	3,030	HPG	20,500	26,560	26,300	(0.9)	20	30/10/2023
27	CMBB2215	1.69650 : 1	2,500	1,930	MBB	15,269	18,543	18,500	(0.9)	20	30/10/2023
28	CMWG2215	9.90490 : 1	1,300	950	MWG	44,572	53,982	52,600	(3.6)	20	30/10/2023
29	CTCB2216	4.00000 : 1	1,800	1,630	TCB	27,500	34,020	33,650	(2.9)	20	30/10/2023
30	CSTB2225	2.00000 : 1	2,900	5,090	STB	20,500	30,680	30,650	1.8	20	30/10/2023
31	CVHM2220	5.00000 : 1	3,000	190	VHM	58,000	58,950	45,500	(23.0)	20	30/10/2023
32	CFPT2303	8.49830 : 1	1,510	2,400	FPT	73,085	93,481	92,800	0.3	26	07/11/2023
33	CHPG2306	3.00000 : 1	1,380	2,160	HPG	20,000	26,480	26,300	(0.6)	26	07/11/2023
34	CMWG2302	5.94300 : 1	1,350	750	MWG	49,525	53,982	52,600	(3.6)	26	07/11/2023
35	CSTB2303	2.00000 : 1	4,500	4,500	STB	22,000	31,000	30,650	0.8	26	07/11/2023
36	CHDB2302	3.48150 : 1	1,000	580	HDB	16,536	18,555	17,350	(6.4)	36	21/11/2023
37	CNVL2302	4.00000 : 1	1,000	800	NVL	16,333	19,533	15,600	(19.9)	36	21/11/2023
38	CPDR2302	4.00000 : 1	1,100	1,510	PDR	18,666	24,706	23,950	(6.3)	36	21/11/2023
39	CVIC2302	8.00000 : 1	1,000	790	VIC	55,666	61,986	46,850	(26.3)	36	21/11/2023
40	CPOW2302	2.00000 : 1	1,000	360	POW	14,333	15,053	11,600	(22.5)	36	21/11/2023
41	CSTB2311	2.00000 : 1	1,700	2,000	STB	27,700	31,700	30,650	(1.5)	41	28/11/2023
42	CHPG2311	4.00000 : 1	1,100	1,420	HPG	21,234	26,914	26,300	(2.2)	42	29/11/2023
43	CMSN2304	10.00000 : 1	1,200	770	MSN	75,678	83,378	76,300	(10.7)	42	29/11/2023
44	CVRE2305	5.00000 : 1	1,100	410	VRE	27,111	29,161	26,100	(10.8)	42	29/11/2023
45	CVNM2303	9.68460 : 1	1,000	1,090	VNM	67,791	78,347	74,200	(3.2)	42	29/11/2023
46	CVHM2304	8.00000 : 1	1,100	480	VHM	53,555	57,395	45,500	(20.9)	42	29/11/2023
47	CSTB2308	5.00000 : 1	1,100	900	STB	27,799	32,299	30,650	(3.3)	42	29/11/2023
48	CACB2302	4.00000 : 1	1,000	410	ACB	22,000	23,640	21,850	(7.4)	44	01/12/2023
49	CFPT2306	7.90750 : 1	1,700	2,190	FPT	78,087	95,404	92,800	(1.7)	44	01/12/2023
50	CHPG2323	4.00000 : 1	1,100	520	HPG	26,000	28,080	26,300	(6.3)	44	01/12/2023

51	CMBB2307	4.00000 : 1	1,000	410	MBB	18,000	19,640	18,500	(6.5)	44	01/12/2023
52	CMSN2308	8.00000 : 1	2,000	620	MSN	80,000	84,960	76,300	(12.4)	44	01/12/2023
53	CMWG2306	8.00000 : 1	1,000	720	MWG	50,000	55,760	52,600	(6.7)	44	01/12/2023
54	CSTB2320	4.00000 : 1	1,100	930	STB	28,500	32,220	30,650	(3.0)	44	01/12/2023
55	CVHM2308	8.00000 : 1	1,100	170	VHM	61,000	62,360	45,500	(27.2)	44	01/12/2023
56	CVIB2303	4.00000 : 1	1,000	240	VIB	20,500	21,460	19,350	(10.0)	44	01/12/2023
57	CVIC2307	8.00000 : 1	1,000	690	VIC	58,500	64,020	46,850	(28.6)	44	01/12/2023
58	CVNM2307	8.00000 : 1	1,100	730	VNM	75,000	80,840	74,200	(6.2)	44	01/12/2023
59	CVPB2307	4.00000 : 1	1,000	450	VPB	21,500	23,300	21,700	(10.1)	44	01/12/2023
60	CTCB2303	4.00000 : 1	1,200	680	TCB	33,500	36,220	33,650	(8.8)	44	01/12/2023
61	CVRE2309	6.00000 : 1	1,000	190	VRE	29,000	30,140	26,100	(13.7)	44	01/12/2023
62	CSTB2317	3.00000 : 1	2,600	1,190	STB	30,000	33,570	30,650	(6.9)	54	15/12/2023
63	CVPB2306	2.00000 : 1	2,800	1,600	VPB	20,000	23,200	21,700	(9.7)	54	15/12/2023
64	CFPT2304	9.88440 : 1	2,700	2,400	FPT	71,168	94,891	92,800	(1.2)	54	15/12/2023
65	CHPG2320	2.00000 : 1	2,900	1,300	HPG	27,000	29,600	26,300	(11.1)	54	15/12/2023
66	CPOW2307	2.00000 : 1	1,800	300	POW	13,500	14,100	11,600	(17.3)	54	15/12/2023
67	CNVL2304	4.00000 : 1	1,100	1,150	NVL	15,555	20,155	15,600	(22.4)	59	22/12/2023
68	CPOW2303	2.00000 : 1	1,100	280	POW	15,333	15,893	11,600	(26.6)	59	22/12/2023
69	CPDR2304	4.00000 : 1	1,100	1,760	PDR	17,999	25,039	23,950	(7.5)	59	22/12/2023
70	CHDB2303	3.48150 : 1	1,000	590	HDB	17,504	19,558	17,350	(11.2)	59	22/12/2023
71	CVIC2303	8.00000 : 1	1,100	890	VIC	57,777	64,897	46,850	(29.6)	59	22/12/2023
72	CHPG2312	4.00000 : 1	1,000	1,070	HPG	23,777	28,057	26,300	(6.2)	64	29/12/2023
73	CSTB2309	5.00000 : 1	1,000	720	STB	30,555	34,155	30,650	(8.5)	64	29/12/2023
74	CHPG2307	4.00000 : 1	1,000	1,270	HPG	22,666	27,746	26,300	(5.1)	64	29/12/2023
75	CVPB2304	16.00000 : 1	1,000	450	VPB	16,999	24,199	21,700	(13.4)	64	29/12/2023
76	CTPB2303	7.18750 : 1	1,000	510	TPB	15,812	19,478	17,850	(8.2)	64	29/12/2023
77	CMWG2304	19.80990 : 1	1,000	1,140	MWG	33,676	56,259	52,600	(7.5)	64	29/12/2023
78	CMBB2305	8.48250 : 1	1,000	600	MBB	14,419	19,509	18,500	(5.8)	64	29/12/2023
79	CSTB2305	5.00000 : 1	1,000	890	STB	29,111	33,561	30,650	(6.9)	64	29/12/2023
80	CHPG2324	4.00000 : 1	1,200	650	HPG	26,000	28,600	26,300	(8.0)	67	03/01/2024
81	CFPT2308	7.90750 : 1	1,400	2,230	FPT	80,064	97,698	92,800	(4.0)	80	22/01/2024
82	CHPG2327	2.00000 : 1	2,200	1,130	HPG	29,000	31,260	26,300	(15.8)	80	22/01/2024
83	CMBB2310	2.00000 : 1	1,400	960	MBB	19,000	20,920	18,500	(12.2)	80	22/01/2024
84	CMSN2310	8.00000 : 1	1,700	790	MSN	83,000	89,320	76,300	(16.7)	80	22/01/2024
85	CPOW2310	1.00000 : 1	2,000	670	POW	14,000	14,670	11,600	(20.5)	80	22/01/2024
86	CSTB2323	4.00000 : 1	1,200	1,160	STB	29,000	33,640	30,650	(7.1)	80	22/01/2024
87	CMWG2308	4.95250 : 1	1,800	1,510	MWG	52,001	59,479	52,600	(12.5)	80	22/01/2024
88	CTCB2305	4.00000 : 1	1,400	1,230	TCB	32,000	36,920	33,650	(10.6)	80	22/01/2024
89	CVHM2310	5.00000 : 1	2,000	360	VHM	59,000	60,800	45,500	(25.3)	80	22/01/2024
90	CVPB2310	2.00000 : 1	1,800	1,300	VPB	21,500	24,100	21,700	(13.1)	80	22/01/2024
91	CVRE2311	4.00000 : 1	1,100	540	VRE	29,000	31,160	26,100	(16.5)	80	22/01/2024
92	CTCB2304	4.00000 : 1	1,300	850	TCB	34,500	37,900	33,650	(12.9)	85	29/01/2024
93	CVHM2309	8.00000 : 1	1,300	190	VHM	62,000	63,520	45,500	(28.5)	85	29/01/2024
94	CVPB2308	4.00000 : 1	1,000	570	VPB	22,000	24,280	21,700	(13.7)	85	29/01/2024
95	CSTB2321	4.00000 : 1	1,200	1,110	STB	29,000	33,440	30,650	(6.6)	85	29/01/2024
96	CMWG2307	8.00000 : 1	1,100	930	MWG	50,000	57,440	52,600	(9.4)	85	29/01/2024
97	CHPG2325	4.00000 : 1	1,100	580	HPG	27,500	29,820	26,300	(11.7)	85	29/01/2024
98	CMSN2309	8.00000 : 1	1,900	750	MSN	85,000	91,000	76,300	(18.2)	85	29/01/2024
99	CMBB2308	4.00000 : 1	1,000	510	MBB	18,500	20,540	18,500	(10.6)	85	29/01/2024
100	CVRE2310	6.00000 : 1	1,000	250	VRE	30,000	31,500	26,100	(17.4)	85	29/01/2024
101	CACB2303	4.00000 : 1	1,000	530	ACB	22,500	24,620	21,850	(11.0)	85	29/01/2024
102	CFPT2307	7.90750 : 1	1,900	2,390	FPT	79,075	97,974	92,800	(4.3)	85	29/01/2024
103	CMSN2312	5.00000 : 1		480	MSN	98,100	100,500	76,300	(26.0)	96	13/02/2024
104	CMWG2311	3.00000 : 1		1,100	MWG	58,900	62,200	52,600	(16.4)	96	13/02/2024

105	CPOW2311	1.00000 : 1		230	POW	15,500	15,730	11,600	(25.9)	96	13/02/2024
106	CVNM2309	5.00000 : 1		960	VNM	82,000	86,800	74,200	(12.6)	96	13/02/2024
107	CVPB2313	2.00000 : 1		710	VPB	24,200	25,620	21,700	(18.2)	96	13/02/2024
108	CFPT2312	4.94220 : 1		2,120	FPT	91,529	102,006	92,800	(8.1)	96	13/02/2024
109	CVRE2314	3.00000 : 1		230	VRE	34,100	34,790	26,100	(25.2)	96	13/02/2024
110	CPOW2305	2.00000 : 1	1,200	320	POW	14,999	15,639	11,600	(25.4)	104	23/02/2024
111	CMSN2306	10.00000 : 1	1,200	1,020	MSN	79,999	90,199	76,300	(17.5)	104	23/02/2024
112	CSTB2314	5.00000 : 1	1,100	830	STB	32,222	36,372	30,650	(14.1)	104	23/02/2024
113	CVRE2307	5.00000 : 1	1,100	470	VRE	30,333	32,683	26,100	(20.4)	104	23/02/2024
114	CVNM2305	9.68460 : 1	1,100	1,210	VNM	71,020	82,738	74,200	(8.3)	104	23/02/2024
115	CHDB2305	3.48150 : 1	1,100	700	HDB	18,471	20,908	17,350	(16.9)	104	23/02/2024
116	CVIC2305	8.00000 : 1	1,100	1,040	VIC	61,111	69,431	46,850	(34.2)	104	23/02/2024
117	CHPG2317	4.00000 : 1	1,200	860	HPG	26,888	30,328	26,300	(13.2)	104	23/02/2024
118	CVHM2306	8.00000 : 1	1,100	580	VHM	60,666	65,306	45,500	(30.5)	104	23/02/2024
119	CHPG2314	2.00000 : 1	1,500	2,990	HPG	21,450	27,430	26,300	(4.0)	106	27/02/2024
120	CVRE2306	5.00000 : 1	1,200	560	VRE	29,333	32,133	26,100	(19.1)	107	28/02/2024
121	CVNM2304	9.68460 : 1	1,200	1,410	VNM	68,760	82,415	74,200	(8.0)	107	28/02/2024
122	CVHM2305	8.00000 : 1	1,200	400	VHM	57,777	60,977	45,500	(25.5)	107	28/02/2024
123	CSTB2310	5.00000 : 1	1,200	950	STB	30,333	35,083	30,650	(11.0)	107	28/02/2024
124	CHPG2313	4.00000 : 1	1,100	1,330	HPG	23,333	28,653	26,300	(8.1)	107	28/02/2024
125	CMSN2305	10.00000 : 1	1,300	1,140	MSN	76,789	88,189	76,300	(15.6)	107	28/02/2024
126	CMBB2313	2.00000 : 1		1,000	MBB	21,000	23,000	18,500	(20.1)	119	15/03/2024
127	CHPG2330	3.00000 : 1		980	HPG	31,000	33,940	26,300	(22.5)	119	15/03/2024
128	CTCB2308	3.00000 : 1		950	TCB	37,000	39,850	33,650	(17.1)	119	15/03/2024
129	CFPT2311	9.88440 : 1		1,360	FPT	88,960	102,403	92,800	(8.4)	119	15/03/2024
130	CHDB2304	3.48150 : 1	1,100	840	HDB	18,277	21,201	17,350	(18.1)	124	22/03/2024
131	CNVL2303	4.00000 : 1	1,300	1,070	NVL	17,333	21,613	15,600	(27.6)	124	22/03/2024
132	CPDR2303	4.00000 : 1	1,300	1,770	PDR	19,888	26,968	23,950	(14.1)	124	22/03/2024
133	CVIC2304	8.00000 : 1	1,200	1,110	VIC	59,888	68,768	46,850	(33.5)	124	22/03/2024
134	CHPG2318	4.00000 : 1	1,200	730	HPG	29,222	32,142	26,300	(18.1)	124	22/03/2024
135	CPOW2304	2.00000 : 1	1,300	280	POW	16,333	16,893	11,600	(31.0)	124	22/03/2024
136	CSTB2315	5.00000 : 1	1,100	760	STB	34,333	38,133	30,650	(18.1)	124	22/03/2024
137	CVPB2305	3.00000 : 1	2,900	1,920	VPB	18,000	23,760	21,700	(11.8)	140	15/04/2024
138	CFPT2305	9.88440 : 1	4,000	3,040	FPT	67,214	97,263	92,800	(3.6)	140	15/04/2024
139	CHPG2321	3.00000 : 1	3,400	1,870	HPG	24,500	30,110	26,300	(12.6)	140	15/04/2024
140	CSTB2319	9.00000 : 1	1,400	890	STB	27,000	35,010	30,650	(10.8)	140	15/04/2024
141	CPOW2308	5.00000 : 1	1,300	410	POW	12,000	14,050	11,600	(17.0)	140	15/04/2024
142	CMBB2309	4.00000 : 1	1,000	660	MBB	19,000	21,640	18,500	(15.1)	154	03/05/2024
143	CSTB2322	4.00000 : 1	1,400	1,660	STB	30,000	36,640	30,650	(14.7)	154	03/05/2024
144	CVPB2309	4.00000 : 1	1,100	740	VPB	22,500	25,460	21,700	(17.7)	154	03/05/2024
145	CHPG2326	4.00000 : 1	1,300	870	HPG	27,500	30,980	26,300	(15.0)	154	03/05/2024
146	CHPG2328	2.00000 : 1	2,400	1,910	HPG	28,500	32,320	26,300	(18.6)	154	03/05/2024
147	CFPT2309	7.90750 : 1	2,000	2,750	FPT	80,064	101,810	92,800	(7.9)	154	03/05/2024
148	CVRE2312	4.00000 : 1	1,600	990	VRE	27,500	31,460	26,100	(17.3)	154	03/05/2024
149	CVNM2308	8.00000 : 1	1,800	1,790	VNM	69,000	83,320	74,200	(9.0)	154	03/05/2024
150	CVPB2311	2.00000 : 1	2,500	2,100	VPB	20,500	24,700	21,700	(15.2)	154	03/05/2024
151	CVHM2312	5.00000 : 1	2,800	910	VHM	56,000	60,550	45,500	(25.0)	154	03/05/2024
152	CTCB2306	4.00000 : 1	1,900	1,630	TCB	32,000	38,520	33,650	(14.3)	154	03/05/2024
153	CMWG2309	5.00000 : 1	2,000	1,770	MWG	54,000	62,850	52,600	(17.2)	154	03/05/2024
154	CSTB2324	4.00000 : 1	1,200	1,300	STB	31,000	36,200	30,650	(13.7)	154	03/05/2024
155	CMBB2311	2.00000 : 1	1,700	1,380	MBB	19,000	21,760	18,500	(15.6)	154	03/05/2024
156	CSTB2318	4.00000 : 1	2,000	1,280	STB	32,000	37,120	30,650	(15.8)	162	15/05/2024
157	CPOW2309	2.00000 : 1	2,000	630	POW	14,500	15,760	11,600	(26.0)	162	15/05/2024
158	CVRE2303	3.00000 : 1	2,500	2,060	VRE	25,000	31,180	26,100	(16.6)	167	22/05/2024

159	CVIB2302	1.66520 : 1	2,000	1,300	VIB	19,150	21,315	19,350	(9.4)	167	22/05/2024
160	CVHM2302	4.00000 : 1	3,800	1,700	VHM	50,000	56,800	45,500	(20.0)	167	22/05/2024
161	CTCB2302	3.00000 : 1	3,100	2,510	TCB	27,000	34,530	33,650	(4.4)	167	22/05/2024
162	CSTB2306	2.00000 : 1	2,600	2,410	STB	30,000	34,820	30,650	(10.3)	167	22/05/2024
163	CMWG2305	3.96200 : 1	2,000	5,020	MWG	35,658	55,547	52,600	(6.4)	167	22/05/2024
164	CMSN2302	6.00000 : 1	3,300	2,810	MSN	66,000	82,860	76,300	(10.2)	167	22/05/2024
165	CMBB2306	1.69650 : 1	1,800	1,850	MBB	16,965	20,104	18,500	(8.6)	167	22/05/2024
166	CHPG2309	3.00000 : 1	1,200	1,410	HPG	24,000	28,230	26,300	(6.8)	167	22/05/2024
167	CHPG2315	4.00000 : 1	1,400	1,610	HPG	27,777	34,217	26,300	(23.1)	189	21/06/2024
168	CSTB2312	5.00000 : 1	1,400	1,120	STB	33,333	38,933	30,650	(19.8)	189	21/06/2024
169	CVNM2306	9.68460 : 1	1,300	1,590	VNM	73,172	88,571	74,200	(14.4)	190	24/06/2024
170	CVRE2308	5.00000 : 1	1,300	700	VRE	31,333	34,833	26,100	(25.3)	190	24/06/2024
171	CSTB2316	5.00000 : 1	1,300	950	STB	36,333	41,083	30,650	(24.0)	190	24/06/2024
172	CHPG2319	4.00000 : 1	1,400	980	HPG	30,111	34,031	26,300	(22.7)	190	24/06/2024
173	CVHM2307	8.00000 : 1	1,300	540	VHM	62,666	66,986	45,500	(32.2)	190	24/06/2024
174	CVIC2306	8.00000 : 1	1,300	1,680	VIC	62,222	75,662	46,850	(39.6)	190	24/06/2024
175	CHDB2306	3.48150 : 1	1,200	900	HDB	19,341	22,474	17,350	(22.7)	190	24/06/2024
176	CNVL2305	4.00000 : 1	1,300	1,500	NVL	16,999	22,999	15,600	(32.0)	190	24/06/2024
177	CMSN2307	10.00000 : 1	1,400	1,410	MSN	82,999	97,099	76,300	(23.4)	190	24/06/2024
178	CPOW2306	2.00000 : 1	1,400	540	POW	15,999	17,079	11,600	(31.7)	190	24/06/2024
179	CPDR2305	4.00000 : 1	1,300	2,010	PDR	20,222	28,262	23,950	(18.1)	190	24/06/2024
180	CHPG2322	2.00000 : 1	2,900	2,600	HPG	30,000	35,200	26,300	(25.2)	205	15/07/2024
181	CFPT2310	7.90750 : 1	2,000	2,670	FPT	84,512	105,625	92,800	(11.2)	219	02/08/2024
182	CHPG2329	2.00000 : 1	2,800	2,180	HPG	29,000	33,360	26,300	(21.1)	219	02/08/2024
183	CMBB2312	2.00000 : 1	1,900	1,460	MBB	19,500	22,420	18,500	(18.1)	219	02/08/2024
184	CMSN2311	8.00000 : 1	2,400	1,500	MSN	88,500	100,500	76,300	(26.0)	219	02/08/2024
185	CSTB2325	4.00000 : 1	1,400	1,580	STB	31,500	37,820	30,650	(17.4)	219	02/08/2024
186	CMWG2310	5.00000 : 1	2,400	2,130	MWG	54,500	65,150	52,600	(20.2)	219	02/08/2024
187	CTCB2307	4.00000 : 1	2,000	1,700	TCB	34,000	40,800	33,650	(19.1)	219	02/08/2024
188	CVHM2311	5.00000 : 1	2,800	1,060	VHM	60,500	65,800	45,500	(31.0)	219	02/08/2024
189	CVPB2312	2.00000 : 1	2,700	2,310	VPB	21,000	25,620	21,700	(18.2)	219	02/08/2024
190	CVRE2313	4.00000 : 1	1,600	1,170	VRE	29,500	34,180	26,100	(23.9)	219	02/08/2024
191	CSTB2313	5.00000 : 1	1,500	1,170	STB	35,555	41,405	30,650	(24.6)	254	20/09/2024
192	CHPG2316	4.00000 : 1	1,500	1,240	HPG	28,888	33,848	26,300	(22.2)	254	20/09/2024

Source: Bloomberg, Fiinpro, KIS

CW: Covered warrant, Sort by % Premium

Global Disclaimer

■ General

This research report and marketing materials for Vietnamese securities are originally prepared and issued by the Research Center of KIS Vietnam Securities Corp., an organization licensed with the State Securities Commission of Vietnam. The analyst(s) who participated in preparing and issuing this research report and marketing materials is/are licensed and regulated by the State Securities Commission of Vietnam in Vietnam only. This report and marketing materials are copyrighted and may not be copied, redistributed, forwarded or altered in any way without the consent of KIS Vietnam Securities Corp..

This research report and marketing materials are for information purposes only. They are not and should not be construed as an offer or solicitation of an offer to purchase or sell any securities or other financial instruments or to participate in any trading strategy. This research report and marketing materials do not provide individually tailored investment advice. This research report and marketing materials do not take into account individual investor circumstances, objectives or needs, and are not intended as recommendations of particular securities, financial instruments or strategies to any particular investor. The securities and other financial instruments discussed in this research report and marketing materials may not be suitable for all investors. The recipient of this research report and marketing materials must make their own independent decisions regarding any securities or financial instruments mentioned herein and investors should seek the advice of a financial adviser. KIS Vietnam Securities Corp. does not undertake that investors will obtain any profits, nor will it share with investors any investment profits. KIS Vietnam Securities Corp., its affiliates, or their affiliates and directors, officers, employees or agents of each of them disclaim any and all responsibility or liability whatsoever for any loss (director consequential) or damage arising out of the use of all or any part of this report or its contents or otherwise arising in connection therewith. Information and opinions contained herein are subject to change without notice and may differ or be contrary to opinions expressed by other business areas or KIS Vietnam Securities Corp. The final investment decision is based on the client's judgment, and this research report and marketing materials cannot be used as evidence in any legal dispute related to investment decisions.

■ Country-specific disclaimer

United States: This report is distributed in the U.S. by Korea Investment & Securities America, Inc., a member of FINRA/SIPC, and is only intended for major U.S. institutional investors as defined in Rule 15a-6(a)(2) under the U.S. Securities Exchange Act of 1934. All U.S. persons that receive this document by their acceptance thereof represent and warrant that they are a major U.S. institutional investor and have not received this report under any express or implied understanding that they will direct commission income to Korea Investment & Securities, Co., Ltd. or its affiliates. Pursuant to Rule 15a-6(a)(3), any U.S. recipient of this document wishing to effect a transaction in any securities discussed herein should contact and place orders with Korea Investment & Securities America, Inc., which accepts responsibility for the contents of this report in the U.S. The securities described in this report may not have been registered under the U.S. Securities Act of 1933, as amended, and, in such case, may not be offered or sold in the U.S. or to U.S. person absent registration or an applicable exemption from the registration requirement.

United Kingdom: This report is not an invitation nor is it intended to be an inducement to engage in investment activity for the purpose of section 21 of the Financial Services and Markets Act 2000 of the United Kingdom ("FSMA"). To the extent that this report does constitute such an invitation or inducement, it is directed only at (i) persons who are investment professionals within the meaning of Article 19(5) of the Financial Services and Markets Act 2000 (Financial Promotion) Order 2005 (as amended) of the United Kingdom (the "Financial Promotion Order"); (ii) persons who fall within Articles 49(2)(a) to (d) ("high net worth companies, unincorporated associations etc.") of the Financial Promotion Order; and (iii) any other persons to whom this report can, for the purposes of section 21 of FSMA, otherwise lawfully be made (all such persons together being referred to as "relevant persons"). Any investment or investment activity to which this report relates is available only to relevant persons and will be engaged in only with relevant persons. Persons who are not relevant persons must not act or rely on this report.

Hong Kong: This research report and marketing materials may be distributed in Hong Kong to institutional clients by Korea Investment & Securities Asia Limited (KISA), a Hong Kong representative subsidiary of Korea Investment & Securities Co., Ltd., and may not otherwise be distributed to any other party. KISA provides equity sales service to institutional clients in Hong Kong for Korean securities under its sole discretion, and is thus solely responsible for provision of the aforementioned equity selling activities in Hong Kong. All requests by and correspondence with Hong Kong investors involving securities discussed in this report and marketing materials must be effected through KISA, which is registered with The Securities & Futures Commission (SFC) of Hong Kong. Korea Investment & Securities Co., Ltd. is not a registered financial institution under Hong Kong's SFC.

Singapore: This report is provided pursuant to the financial advisory licensing exemption under Regulation 27(1)(e) of the Financial Advisers Regulation of Singapore and accordingly may only be provided to persons in Singapore who are "institutional investors" as defined in Section 4A of the Securities and Futures Act, Chapter 289 of Singapore. This report is intended only for the person to whom Korea Investment & Securities Co., Ltd. has provided this report and such person may not send, forward or transmit in any way this report or any copy of this report to any other person. Please contact Korea Investment & Securities Singapore Pte Ltd in respect of any matters arising from, or in connection with, the analysis or report (Contact Number: 65 6501 5600).

Copyright © 2023 KIS Vietnam Securities Corp. All rights reserved. No part of this report may be reproduced or distributed in any manner without permission of KIS Vietnam Securities Corp.