

The CW market is still vibrancy

Market overview

The domestic CW market still showed positive signals as it kept its vibrancy beat during the week. Accordingly, the trading volume reached 278 million warrants/VND398bn, up 1%/ 4% respectively, from the previous week. With trading value by an underlying asset, covered warrants that STB and HPG as the underlying asset attracted the most trading interest, recording nearly 40% of total trading volume. Besides, trading interest also spreads to other CWs with different underlying assets such as VHM, MWG, VPB, and VRE. The next time, the uptrend of the underlying market is expected to create positive impacts on the CW market.

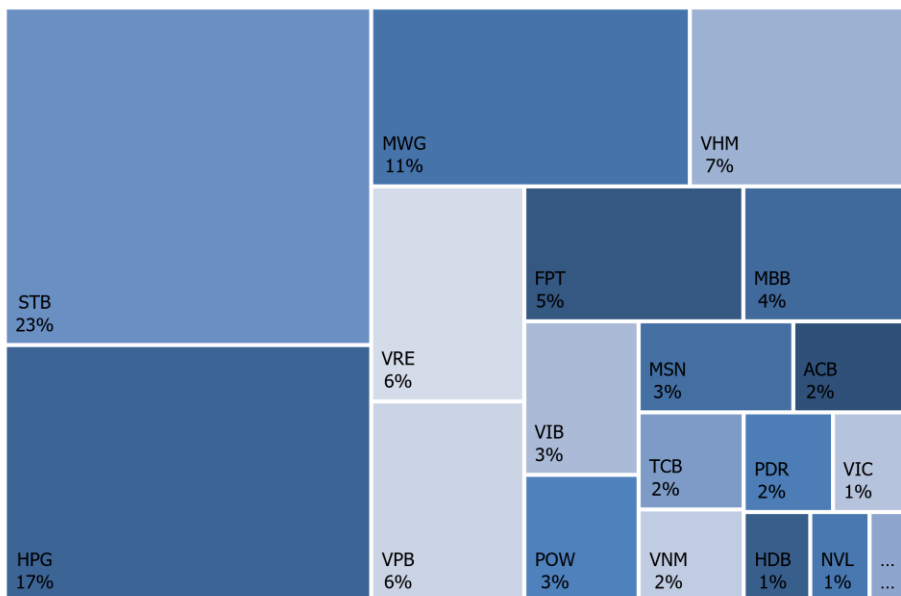
Foreign trading activity

The foreign selling pressure still maintained, however, declined significantly, recorded at VND2.4bn in the previous week. By underlying asset, covered warrants which have HPG as the underlying asset absorbed the highest trading value from foreigners, accounting for 29% of foreign trading volume, followed by PDR and STB.

Selling pressure decreased significantly and was spread evenly across most warrants with different underlying assets. However, demand is still anchored at a high level with the positive of the underlying market expected to have positive impacts on the CW market in the next time.

Note: The covered warrant market is commonly used for short-term trading which means volatility level is extremely high. Notably, covered warrant has the positive correlation with its underlying, the short-term fluctuation in the underlying price could lead to the big move in covered warrant.

Figure 1. CW trading value by underlying asset

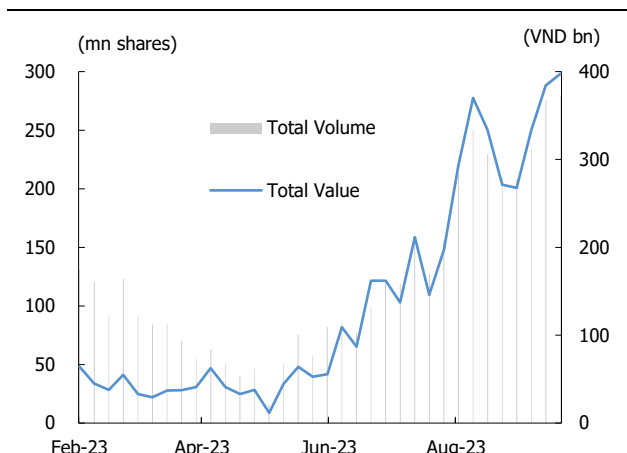


Source: FiinPro, KIS

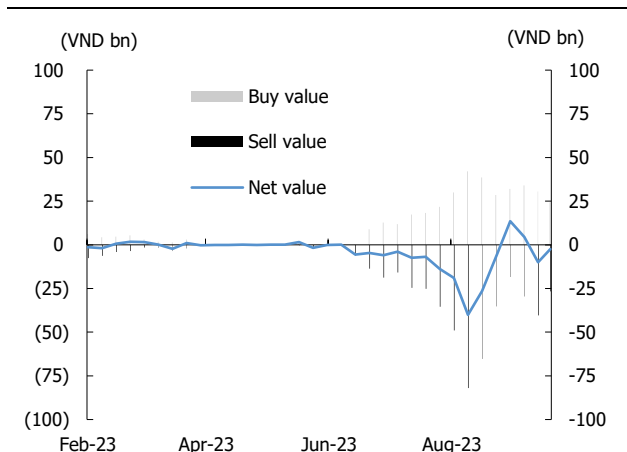
Table 1. Weekly market overview

Number of CW	192
Trading volume (share mn)	278,809,201
Trading value (VND bn)	398
Increasing CW	17
Decreasing CW	152
Unchanged CW	23

Source: Fiinpro, KIS

Figure 2. CW trading value and volume

Source: FiinPro, KIS

Figure 3. Weekly net foreign buy/sell

Source: FiinPro, KIS

Table 3. Top 10 foreign net buys

(VND, %WoW, USD bn)

Ticker	Last Trading Date	Price	% Chg	Buy	Sell	Net
CPDR2301	27/10/2023	2,760	(10.1)	72.1	(24.2)	47.9
CHPG2310	29/09/2023	1,070	(20.1)	143.9	(103.4)	40.5
CPDR2302	21/11/2023	1,770	(18.1)	65.8	(42.0)	23.8
CSTB2304	27/10/2023	940	(1.1)	35.2	(11.5)	23.7
CTPB2302	29/09/2023	620	(8.8)	28.4	(9.8)	18.6
CSTB2305	29/12/2023	1,240	4.2	26.6	(13.3)	13.4
CSTB2307	29/09/2023	540		50.3	(37.8)	12.5
CMWG2303	29/09/2023	1,130	(3.4)	23.1	(14.0)	9.1
CPDR2305	24/06/2024	2,270	(9.9)	29.2	(20.8)	8.5
CHDB2306	24/06/2024	900	(3.2)	7.0	(0.9)	6.1

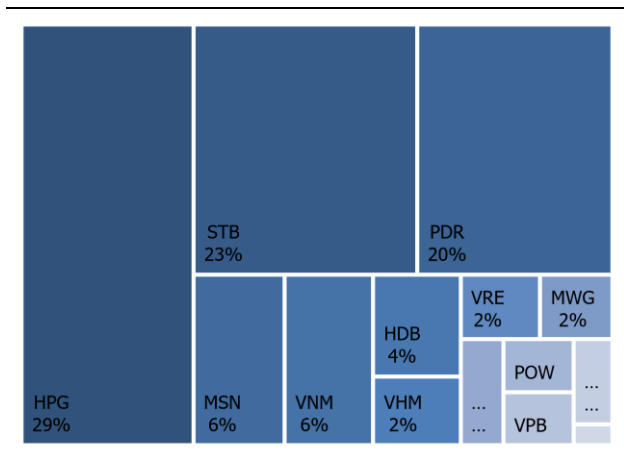
Source: FiinPro, KIS

Table 2. Top 10 trading value

(VND, %WoW, VND bn)

Ticker	Last Trading Date	Price	% Chg	Trading value
CSTB2225	30/10/2023	6,350	4.1	62.7
CFPT2307	29/01/2024	2,790	(2.8)	25.0
CSTB2322	03/05/2024	1,710	(1.2)	17.6
CMWG2307	29/01/2024	900	(15.9)	15.9
CSTB2303	07/11/2023	5,500	-	14.4
CSTB2325	02/08/2024	1,920	2.1	9.7
CSTB2321	29/01/2024	1,440	(0.7)	8.9
CHPG2323	01/12/2023	740	(22.1)	8.2
CHPG2227	30/10/2023	3,530	(11.8)	7.7
CFPT2306	01/12/2023	2,650	(0.7)	7.5

Source: FiinPro, KIS

Figure 4. Foreign trading by underlying asset

Source: FiinPro, KIS

Table 4. Top 10 foreign net sells

(VND, %WoW, USD bn)

Ticker	Last Trading Date	Price	% Chg	Buy	Sell	Net
CVNM2303	29/11/2023	1,350	0.7	6.0	(55.9)	(49.9)
CPDR2304	22/12/2023	2,050	(12.4)	34.1	(70.0)	(35.9)
CPDR2303	22/03/2024	2,020	(11.4)	11.6	(41.8)	(30.2)
CSTB2315	22/03/2024	980		5.0	(35.1)	(30.1)
CSTB2310	28/02/2024	1,230		22.0	(42.1)	(20.1)
CVHM2305	28/02/2024	510	(16.4)	6.6	(25.5)	(18.9)
CSTB2314	23/02/2024	1,060		2.4	(20.5)	(18.1)
CMSN2304	29/11/2023	830	(19.4)	24.5	(41.2)	(16.8)
CHDB2301	27/10/2023	460	(9.8)	14.8	(27.5)	(12.8)
CVNM2302	29/09/2023	830	3.8	8.9	(20.8)	(12.0)

Source: FiinPro, KIS

Table 5. Covered warrant statistic by VN30 constituent

(VND bn, %, Shares)

Underlying asset	Name	Industry	Market Cap	Foreign ownership	CW number	CW market cap	CW trading value	CW trading volume
ACB	Asia Commercial Bank	Financials	86,614.3	30.0%	2	16,650.0	3.0	5,567,500.0
BCM	Becamex IDC Corp.	Real Estate	71,932.5	2.4%				
BID	BIDV	Financials	232,945.0	17.2%				
BVH	Bao Viet Group	Financials	32,365.3	26.3%				
CTG	VietinBank	Financials	152,102.0	27.4%				
FPT	FPT Corp	Information Technology	122,806.0	49.0%	11	203,900.0	42.6	15,277,717.0
GAS	PetroVietnam Gas	Utilities	208,773.7	2.9%				
GVR	Viet Nam Rubber Group	Materials	87,400.0	0.4%				
HDB	HDBank	Financials	50,764.3	19.9%	6	8,820.0	1.8	3,115,200.0
HPG	Hoa Phat Group	Materials	158,743.6	25.0%	27	434,570.0	69.2	48,690,457.0
MBB	MBBank	Financials	97,503.4	23.2%	11	136,780.0	12.6	11,772,200.0
MSN	Masan Group	Consumer Staples	107,885.6	29.8%	12	56,010.0	6.3	7,262,131.0
MWG	Mobile World Investment	Consumer Discretionary	76,199.4	48.3%	11	123,689.0	34.6	29,447,765.0
SHB	SH Bank	Financials	42,703.0	6.3%				
SSB	SeABank	Financials	62,569.4	0.2%				
PLX	Petrolimex	Energy	49,743.7	17.1%				
POW	PV Power	Utilities	28,805.0	5.5%	11	22,520.0	4.0	7,536,367.0
SAB	SABECO	Consumer Staples	100,809.4	61.9%				
SSI	SSI Securities Corp.	Financials	48,871.9	43.9%				
STB	Sacombank	Financials	62,023.6	22.6%	24	466,100.0	155.3	63,927,396.0
TCB	Techcombank	Financials	119,586.1	22.5%	8	114,453.0	9.4	5,266,800.0
TPB	TPBank	Financials	40,840.3	29.8%	2	2,400.0	1.3	1,982,000.0
VCB	Vietcombank	Financials	499,105.8	23.5%				
VHM	Vinhomes	Real Estate	209,009.6	24.2%	13	44,530.0	9.8	20,528,871.0
VIB	VIBBank	Financials	51,497.2	20.5%	2	25,730.0	5.6	9,082,587.0
VIC	VinGroup	Real Estate	190,696.8	12.8%	7	30,950.0	4.2	4,057,330.0
VJC	Vietjet Air	Industrials	52,861.3	17.6%				
VNM	Vinamilk	Consumer Staples	161,971.5	55.2%	9	43,210.0	5.5	5,051,600.0
VPB	VPBank	Financials	142,655.6	16.5%	12	118,580.0	12.5	15,880,580.0
VRE	Vincom Retail	Real Estate	62,261.5	32.5%	14	123,190.0	6.2	17,002,800.0

Source: Bloomberg, Fiiipro, KIS

CW: Covered warrant

Table 6. Trading Covered warrant on HSX

(VND, %)

No	CW Code	Covered Warrant			Underlying asset			% Premium	Time to maturity	Last Trading Date
		Executive ratio	Issue price	Closing price	Underlying	Exercise price	Breakeven price			
1	CVPB2301	4.00000 : 1	1,000	350	VPB	19,800	21,200	21,250	2.7	25/09/2023
2	CHPG2302	2.00000 : 1	2,120	3,620	HPG	20,000	27,240	27,300	2.7	25/09/2023
3	CVPB2303	16.00000 : 1	1,000	340	VPB	15,777	21,217	21,250	2.6	29/09/2023
4	CTPB2302	7.18750 : 1	1,000	620	TPB	14,215	18,671	18,550	1.9	29/09/2023
5	CMWG2303	19.80990 : 1	1,000	1,130	MWG	31,035	53,420	52,100	2.1	29/09/2023
6	CMBB2304	8.48250 : 1	1,000	670	MBB	13,006	18,689	18,700	1.7	29/09/2023
7	CVRE2304	5.00000 : 1	1,000	30	VRE	29,999	30,149	27,400	(7.8)	29/09/2023
8	CVNM2302	9.68460 : 1	1,000	830	VNM	69,944	77,982	77,500	0.4	29/09/2023
9	CVHM2303	8.00000 : 1	1,000	50	VHM	59,888	60,288	48,000	(18.0)	29/09/2023
10	CSTB2307	5.00000 : 1	1,000	540	STB	29,999	32,699	32,900	0.6	29/09/2023
11	CMSN2303	10.00000 : 1	1,000	110	MSN	77,999	79,099	75,400	(1.0)	29/09/2023
12	CHPG2310	4.00000 : 1	1,000	1,070	HPG	23,222	27,502	27,300	1.7	29/09/2023
13	CHPG2308	4.00000 : 1	1,000	1,420	HPG	22,111	27,791	27,300	0.6	27/10/2023
14	CMSN2301	10.00000 : 1	1,000	840	MSN	73,979	82,379	75,400	(5.0)	27/10/2023
15	CSTB2304	5.00000 : 1	1,000	940	STB	28,666	33,366	32,900	(1.5)	27/10/2023
16	CPOW2301	2.00000 : 1	1,000	210	POW	13,979	14,399	12,300	(12.2)	27/10/2023
17	CPDR2301	4.00000 : 1	1,000	2,760	PDR	14,222	25,262	24,500	2.3	27/10/2023
18	CNVL2301	4.00000 : 1	1,000	1,240	NVL	13,456	18,416	17,400	(2.7)	27/10/2023
19	CHDB2301	3.48150 : 1	1,000	460	HDB	16,827	18,428	17,550	(4.2)	27/10/2023
20	CVRE2302	5.00000 : 1	1,000	240	VRE	28,666	29,866	27,400	(7.0)	27/10/2023
21	CVNM2301	9.68460 : 1	1,000	1,290	VNM	66,715	79,208	77,500	(1.1)	27/10/2023
22	CVIC2301	8.00000 : 1	1,000	710	VIC	53,979	59,659	50,000	(12.7)	27/10/2023
23	CVHM2301	8.00000 : 1	1,000	140	VHM	56,879	57,999	48,000	(14.8)	27/10/2023
24	CVRE2221	4.00000 : 1	2,100	130	VRE	32,500	33,020	27,400	(15.8)	30/10/2023
25	CFPT2214	8.49830 : 1	1,900	3,720	FPT	64,588	96,202	96,700	1.3	25/30/10/2023
26	CHPG2227	2.00000 : 1	2,400	3,530	HPG	20,500	27,560	27,300	1.5	25/30/10/2023
27	CMBB2215	1.69650 : 1	2,500	2,140	MBB	15,269	18,900	18,700	0.5	25/30/10/2023
28	CMWG2215	9.90490 : 1	1,300	980	MWG	44,572	54,279	52,100	0.4	25/30/10/2023
29	CTCB2216	4.00000 : 1	1,800	1,700	TCB	27,500	34,300	34,000	(0.5)	25/30/10/2023
30	CSTB2225	2.00000 : 1	2,900	6,350	STB	20,500	33,200	32,900	(1.0)	25/30/10/2023
31	CVHM2220	5.00000 : 1	3,000	220	VHM	58,000	59,100	48,000	(16.3)	25/30/10/2023
32	CFPT2303	8.49830 : 1	1,510	2,980	FPT	73,085	98,410	96,700	(1.0)	31/07/11/2023
33	CHPG2306	3.00000 : 1	1,380	2,420	HPG	20,000	27,260	27,300	2.6	31/07/11/2023
34	CMWG2302	5.94300 : 1	1,350	840	MWG	49,525	54,517	52,100	0.0	31/07/11/2023
35	CSTB2303	2.00000 : 1	4,500	5,500	STB	22,000	33,000	32,900	(0.4)	31/07/11/2023
36	CHDB2302	3.48150 : 1	1,000	620	HDB	16,536	18,695	17,550	(5.6)	41/21/11/2023
37	CNVL2302	4.00000 : 1	1,000	1,050	NVL	16,333	20,533	17,400	(12.8)	41/21/11/2023
38	CPDR2302	4.00000 : 1	1,100	1,770	PDR	18,666	25,746	24,500	0.4	41/21/11/2023
39	CVIC2302	8.00000 : 1	1,000	1,030	VIC	55,666	63,906	50,000	(18.5)	41/21/11/2023
40	CPOW2302	2.00000 : 1	1,000	390	POW	14,333	15,113	12,300	(16.4)	41/21/11/2023
41	CSTB2311	2.00000 : 1	1,700	2,900	STB	27,700	33,500	32,900	(1.9)	46/28/11/2023
42	CHPG2311	4.00000 : 1	1,100	1,690	HPG	21,234	27,994	27,300	(0.1)	47/29/11/2023
43	CMSN2304	10.00000 : 1	1,200	830	MSN	75,678	83,978	75,400	(6.8)	47/29/11/2023
44	CVRE2305	5.00000 : 1	1,100	550	VRE	27,111	29,861	27,400	(6.9)	47/29/11/2023
45	CVNM2303	9.68460 : 1	1,000	1,350	VNM	67,791	80,865	77,500	(3.1)	47/29/11/2023
46	CVHM2304	8.00000 : 1	1,100	500	VHM	53,555	57,555	48,000	(14.1)	47/29/11/2023
47	CSTB2308	5.00000 : 1	1,100	1,230	STB	27,799	33,949	32,900	(3.1)	47/29/11/2023
48	CACB2302	4.00000 : 1	1,000	490	ACB	22,000	23,960	22,300	(6.6)	49/01/12/2023
49	CFPT2306	7.90750 : 1	1,700	2,650	FPT	78,087	99,042	96,700	(1.6)	49/01/12/2023
50	CHPG2323	4.00000 : 1	1,100	740	HPG	26,000	28,960	27,300	(3.4)	49/01/12/2023

51	CMBB2307	4.00000 : 1	1,000	460	MBB	18,000	19,840	18,700	(4.2)	49	01/12/2023
52	CMSN2308	8.00000 : 1	2,000	720	MSN	80,000	85,760	75,400	(8.7)	49	01/12/2023
53	CMWG2306	8.00000 : 1	1,000	720	MWG	50,000	55,760	52,100	(2.2)	49	01/12/2023
54	CSTB2320	4.00000 : 1	1,100	1,290	STB	28,500	33,660	32,900	(2.3)	49	01/12/2023
55	CVHM2308	8.00000 : 1	1,100	220	VHM	61,000	62,760	48,000	(21.2)	49	01/12/2023
56	CVIB2303	4.00000 : 1	1,000	400	VIB	20,500	22,100	20,300	(6.2)	49	01/12/2023
57	CVIC2307	8.00000 : 1	1,000	840	VIC	58,500	65,220	50,000	(20.1)	49	01/12/2023
58	CVNM2307	8.00000 : 1	1,100	940	VNM	75,000	82,520	77,500	(5.1)	49	01/12/2023
59	CVPB2307	4.00000 : 1	1,000	460	VPB	21,500	23,340	21,250	(6.7)	49	01/12/2023
60	CTCB2303	4.00000 : 1	1,200	800	TCB	33,500	36,700	34,000	(7.0)	49	01/12/2023
61	CVRE2309	6.00000 : 1	1,000	260	VRE	29,000	30,560	27,400	(9.1)	49	01/12/2023
62	CSTB2317	3.00000 : 1	2,600	1,620	STB	30,000	34,860	32,900	(5.7)	59	15/12/2023
63	CVPB2306	2.00000 : 1	2,800	1,580	VPB	20,000	23,160	21,250	(6.0)	59	15/12/2023
64	CFPT2304	9.88440 : 1	2,700	2,730	FPT	71,168	98,152	96,700	(0.7)	59	15/12/2023
65	CHPG2320	2.00000 : 1	2,900	1,690	HPG	27,000	30,380	27,300	(7.9)	59	15/12/2023
66	CPOW2307	2.00000 : 1	1,800	440	POW	13,500	14,380	12,300	(12.1)	59	15/12/2023
67	CNVL2304	4.00000 : 1	1,100	1,310	NVL	15,555	20,795	17,400	(13.9)	64	22/12/2023
68	CPOW2303	2.00000 : 1	1,100	310	POW	15,333	15,953	12,300	(20.8)	64	22/12/2023
69	CPDR2304	4.00000 : 1	1,100	2,050	PDR	17,999	26,199	24,500	(1.3)	64	22/12/2023
70	CHDB2303	3.48150 : 1	1,000	650	HDB	17,504	19,767	17,550	(10.7)	64	22/12/2023
71	CVIC2303	8.00000 : 1	1,100	1,200	VIC	57,777	67,377	50,000	(22.7)	64	22/12/2023
72	CHPG2312	4.00000 : 1	1,000	1,330	HPG	23,777	29,097	27,300	(3.9)	69	29/12/2023
73	CSTB2309	5.00000 : 1	1,000	1,010	STB	30,555	35,605	32,900	(7.7)	69	29/12/2023
74	CHPG2307	4.00000 : 1	1,000	1,370	HPG	22,666	28,146	27,300	(0.6)	69	29/12/2023
75	CVPB2304	16.00000 : 1	1,000	460	VPB	16,999	24,359	21,250	(10.6)	69	29/12/2023
76	CTPB2303	7.18750 : 1	1,000	580	TPB	15,812	19,981	18,550	(4.8)	69	29/12/2023
77	CMWG2304	19.80990 : 1	1,000	1,100	MWG	33,676	55,467	52,100	(1.7)	69	29/12/2023
78	CMBB2305	8.48250 : 1	1,000	630	MBB	14,419	19,763	18,700	(3.9)	69	29/12/2023
79	CSTB2305	5.00000 : 1	1,000	1,240	STB	29,111	35,311	32,900	(6.9)	69	29/12/2023
80	CHPG2324	4.00000 : 1	1,200	840	HPG	26,000	29,360	27,300	(4.7)	72	03/01/2024
81	CFPT2308	7.90750 : 1	1,400	2,550	FPT	80,064	100,228	96,700	(2.8)	85	22/01/2024
82	CHPG2327	2.00000 : 1	2,200	1,420	HPG	29,000	31,840	27,300	(12.2)	85	22/01/2024
83	CMBB2310	2.00000 : 1	1,400	1,180	MBB	19,000	21,360	18,700	(11.0)	85	22/01/2024
84	CMSN2310	8.00000 : 1	1,700	980	MSN	83,000	90,840	75,400	(13.8)	85	22/01/2024
85	CPOW2310	1.00000 : 1	2,000	1,220	POW	14,000	15,220	12,300	(17.0)	85	22/01/2024
86	CSTB2323	4.00000 : 1	1,200	1,630	STB	29,000	35,520	32,900	(7.4)	85	22/01/2024
87	CMWG2308	4.95250 : 1	1,800	1,550	MWG	52,001	59,677	52,100	(8.6)	85	22/01/2024
88	CTCB2305	4.00000 : 1	1,400	1,390	TCB	32,000	37,560	34,000	(9.1)	85	22/01/2024
89	CVHM2310	5.00000 : 1	2,000	530	VHM	59,000	61,650	48,000	(19.8)	85	22/01/2024
90	CVPB2310	2.00000 : 1	1,800	1,310	VPB	21,500	24,120	21,250	(9.7)	85	22/01/2024
91	CVRE2311	4.00000 : 1	1,100	720	VRE	29,000	31,880	27,400	(12.8)	85	22/01/2024
92	CTCB2304	4.00000 : 1	1,300	990	TCB	34,500	38,460	34,000	(11.3)	90	29/01/2024
93	CVHM2309	8.00000 : 1	1,300	220	VHM	62,000	63,760	48,000	(22.5)	90	29/01/2024
94	CVPB2308	4.00000 : 1	1,000	570	VPB	22,000	24,280	21,250	(10.3)	90	29/01/2024
95	CSTB2321	4.00000 : 1	1,200	1,440	STB	29,000	34,760	32,900	(5.4)	90	29/01/2024
96	CMWG2307	8.00000 : 1	1,100	900	MWG	50,000	57,200	52,100	(4.7)	90	29/01/2024
97	CHPG2325	4.00000 : 1	1,100	750	HPG	27,500	30,500	27,300	(8.3)	90	29/01/2024
98	CMSN2309	8.00000 : 1	1,900	850	MSN	85,000	91,800	75,400	(14.7)	90	29/01/2024
99	CMBB2308	4.00000 : 1	1,000	550	MBB	18,500	20,700	18,700	(8.2)	90	29/01/2024
100	CVRE2310	6.00000 : 1	1,000	340	VRE	30,000	32,040	27,400	(13.3)	90	29/01/2024
101	CACB2303	4.00000 : 1	1,000	620	ACB	22,500	24,980	22,300	(10.4)	90	29/01/2024
102	CFPT2307	7.90750 : 1	1,900	2,790	FPT	79,075	101,137	96,700	(3.6)	90	29/01/2024
103	CMSN2312	5.00000 : 1		960	MSN	98,100	102,900	75,400	(23.9)	101	13/02/2024
104	CMWG2311	3.00000 : 1		1,530	MWG	58,900	63,490	52,100	(14.1)	101	13/02/2024

105	CPOW2311	1.00000 : 1		460	POW	15,500	15,960	12,300	(20.8)	101	13/02/2024
106	CVNM2309	5.00000 : 1		1,420	VNM	82,000	89,100	77,500	(12.1)	101	13/02/2024
107	CVPB2313	2.00000 : 1		860	VPB	24,200	25,920	21,250	(16.0)	101	13/02/2024
108	CFPT2312	4.94220 : 1		2,720	FPT	91,529	104,972	96,700	(7.2)	101	13/02/2024
109	CVRE2314	3.00000 : 1		440	VRE	34,100	35,420	27,400	(21.5)	101	13/02/2024
110	CPOW2305	2.00000 : 1	1,200	480	POW	14,999	15,959	12,300	(20.8)	109	23/02/2024
111	CMSN2306	10.00000 : 1	1,200	1,050	MSN	79,999	90,499	75,400	(13.5)	109	23/02/2024
112	CSTB2314	5.00000 : 1	1,100	1,060	STB	32,222	37,522	32,900	(12.4)	109	23/02/2024
113	CVRE2307	5.00000 : 1	1,100	600	VRE	30,333	33,333	27,400	(16.6)	109	23/02/2024
114	CVNM2305	9.68460 : 1	1,100	1,450	VNM	71,020	85,063	77,500	(7.9)	109	23/02/2024
115	CHDB2305	3.48150 : 1	1,100	720	HDB	18,471	20,978	17,550	(15.9)	109	23/02/2024
116	CVIC2305	8.00000 : 1	1,100	930	VIC	61,111	68,551	50,000	(24.0)	109	23/02/2024
117	CHPG2317	4.00000 : 1	1,200	960	HPG	26,888	30,728	27,300	(9.0)	109	23/02/2024
118	CVHM2306	8.00000 : 1	1,100	600	VHM	60,666	65,466	48,000	(24.5)	109	23/02/2024
119	CHPG2314	2.00000 : 1	1,500	3,490	HPG	21,450	28,430	27,300	(1.6)	111	27/02/2024
120	CVRE2306	5.00000 : 1	1,200	690	VRE	29,333	32,783	27,400	(15.2)	112	28/02/2024
121	CVNM2304	9.68460 : 1	1,200	1,630	VNM	68,760	84,546	77,500	(7.4)	112	28/02/2024
122	CVHM2305	8.00000 : 1	1,200	510	VHM	57,777	61,857	48,000	(20.1)	112	28/02/2024
123	CSTB2310	5.00000 : 1	1,200	1,230	STB	30,333	36,483	32,900	(9.9)	112	28/02/2024
124	CHPG2313	4.00000 : 1	1,100	1,610	HPG	23,333	29,773	27,300	(6.1)	112	28/02/2024
125	CMSN2305	10.00000 : 1	1,300	1,220	MSN	76,789	88,989	75,400	(12.0)	112	28/02/2024
126	CMBB2313	2.00000 : 1		1,020	MBB	21,000	23,040	18,700	(17.5)	124	15/03/2024
127	CHPG2330	3.00000 : 1		1,040	HPG	31,000	34,120	27,300	(18.0)	124	15/03/2024
128	CTCB2308	3.00000 : 1		1,000	TCB	37,000	40,000	34,000	(14.7)	124	15/03/2024
129	CFPT2311	9.88440 : 1		1,800	FPT	88,960	106,752	96,700	(8.7)	124	15/03/2024
130	CHDB2304	3.48150 : 1	1,100	830	HDB	18,277	21,167	17,550	(16.6)	129	22/03/2024
131	CNVL2303	4.00000 : 1	1,300	1,260	NVL	17,333	22,373	17,400	(19.9)	129	22/03/2024
132	CPDR2303	4.00000 : 1	1,300	2,020	PDR	19,888	27,968	24,500	(7.6)	129	22/03/2024
133	CVIC2304	8.00000 : 1	1,200	1,200	VIC	59,888	69,488	50,000	(25.1)	129	22/03/2024
134	CHPG2318	4.00000 : 1	1,200	1,020	HPG	29,222	33,302	27,300	(16.0)	129	22/03/2024
135	CPOW2304	2.00000 : 1	1,300	430	POW	16,333	17,193	12,300	(26.5)	129	22/03/2024
136	CSTB2315	5.00000 : 1	1,100	980	STB	34,333	39,233	32,900	(16.2)	129	22/03/2024
137	CVPB2305	3.00000 : 1	2,900	1,880	VPB	18,000	23,640	21,250	(7.9)	145	15/04/2024
138	CFPT2305	9.88440 : 1	4,000	3,410	FPT	67,214	100,920	96,700	(3.4)	145	15/04/2024
139	CHPG2321	3.00000 : 1	3,400	2,180	HPG	24,500	31,040	27,300	(9.9)	145	15/04/2024
140	CSTB2319	9.00000 : 1	1,400	1,060	STB	27,000	36,540	32,900	(10.0)	145	15/04/2024
141	CPOW2308	5.00000 : 1	1,300	500	POW	12,000	14,500	12,300	(12.8)	145	15/04/2024
142	CMBB2309	4.00000 : 1	1,000	690	MBB	19,000	21,760	18,700	(12.7)	159	03/05/2024
143	CSTB2322	4.00000 : 1	1,400	1,710	STB	30,000	36,840	32,900	(10.7)	159	03/05/2024
144	CVPB2309	4.00000 : 1	1,100	750	VPB	22,500	25,500	21,250	(14.6)	159	03/05/2024
145	CHPG2326	4.00000 : 1	1,300	1,060	HPG	27,500	31,740	27,300	(11.9)	159	03/05/2024
146	CHPG2328	2.00000 : 1	2,400	2,670	HPG	28,500	33,840	27,300	(17.3)	159	03/05/2024
147	CFPT2309	7.90750 : 1	2,000	3,000	FPT	80,064	103,787	96,700	(6.1)	159	03/05/2024
148	CVRE2312	4.00000 : 1	1,600	1,260	VRE	27,500	32,540	27,400	(14.6)	159	03/05/2024
149	CVNM2308	8.00000 : 1	1,800	2,050	VNM	69,000	85,400	77,500	(8.3)	159	03/05/2024
150	CVPB2311	2.00000 : 1	2,500	1,980	VPB	20,500	24,460	21,250	(11.0)	159	03/05/2024
151	CVHM2312	5.00000 : 1	2,800	1,100	VHM	56,000	61,500	48,000	(19.6)	159	03/05/2024
152	CTCB2306	4.00000 : 1	1,900	1,790	TCB	32,000	39,160	34,000	(12.8)	159	03/05/2024
153	CMWG2309	5.00000 : 1	2,000	1,650	MWG	54,000	62,250	52,100	(12.4)	159	03/05/2024
154	CSTB2324	4.00000 : 1	1,200	1,710	STB	31,000	37,840	32,900	(13.1)	159	03/05/2024
155	CMBB2311	2.00000 : 1	1,700	1,460	MBB	19,000	21,920	18,700	(13.3)	159	03/05/2024
156	CSTB2318	4.00000 : 1	2,000	1,550	STB	32,000	38,200	32,900	(13.9)	167	15/05/2024
157	CPOW2309	2.00000 : 1	2,000	760	POW	14,500	16,020	12,300	(21.1)	167	15/05/2024
158	CVRE2303	3.00000 : 1	2,500	2,270	VRE	25,000	31,810	27,400	(12.6)	172	22/05/2024

159	CVIB2302	1.66520 : 1	2,000	1,970	VIB	19,150	22,430	20,300	(7.6)	172	22/05/2024
160	CVHM2302	4.00000 : 1	3,800	2,200	VHM	50,000	58,800	48,000	(15.9)	172	22/05/2024
161	CTCB2302	3.00000 : 1	3,100	3,070	TCB	27,000	36,210	34,000	(5.7)	172	22/05/2024
162	CSTB2306	2.00000 : 1	2,600	3,650	STB	30,000	37,300	32,900	(11.8)	172	22/05/2024
163	CMWG2305	3.96200 : 1	2,000	5,300	MWG	35,658	56,657	52,100	(3.8)	172	22/05/2024
164	CMSN2302	6.00000 : 1	3,300	3,600	MSN	66,000	87,600	75,400	(10.6)	172	22/05/2024
165	CMBB2306	1.69650 : 1	1,800	1,990	MBB	16,965	20,341	18,700	(6.6)	172	22/05/2024
166	CHPG2309	3.00000 : 1	1,200	1,950	HPG	24,000	29,850	27,300	(6.3)	172	22/05/2024
167	CHPG2315	4.00000 : 1	1,400	1,330	HPG	27,777	33,097	27,300	(15.5)	194	21/06/2024
168	CSTB2312	5.00000 : 1	1,400	1,350	STB	33,333	40,083	32,900	(18.0)	194	21/06/2024
169	CVNM2306	9.68460 : 1	1,300	1,740	VNM	73,172	90,023	77,500	(13.0)	195	24/06/2024
170	CVRE2308	5.00000 : 1	1,300	830	VRE	31,333	35,483	27,400	(21.7)	195	24/06/2024
171	CSTB2316	5.00000 : 1	1,300	1,190	STB	36,333	42,283	32,900	(22.2)	195	24/06/2024
172	CHPG2319	4.00000 : 1	1,400	1,140	HPG	30,111	34,671	27,300	(19.3)	195	24/06/2024
173	CVHM2307	8.00000 : 1	1,300	690	VHM	62,666	68,186	48,000	(27.5)	195	24/06/2024
174	CVIC2306	8.00000 : 1	1,300	1,680	VIC	62,222	75,662	50,000	(31.2)	195	24/06/2024
175	CHDB2306	3.48150 : 1	1,200	900	HDB	19,341	22,474	17,550	(21.5)	195	24/06/2024
176	CNVL2305	4.00000 : 1	1,300	1,550	NVL	16,999	23,199	17,400	(22.8)	195	24/06/2024
177	CMSN2307	10.00000 : 1	1,400	1,430	MSN	82,999	97,299	75,400	(19.5)	195	24/06/2024
178	CPOW2306	2.00000 : 1	1,400	680	POW	15,999	17,359	12,300	(27.2)	195	24/06/2024
179	CPDR2305	4.00000 : 1	1,300	2,270	PDR	20,222	29,302	24,500	(11.8)	195	24/06/2024
180	CHPG2322	2.00000 : 1	2,900	2,900	HPG	30,000	35,800	27,300	(21.9)	210	15/07/2024
181	CFPT2310	7.90750 : 1	2,000	2,930	FPT	84,512	107,681	96,700	(9.5)	224	02/08/2024
182	CHPG2329	2.00000 : 1	2,800	2,590	HPG	29,000	34,180	27,300	(18.2)	224	02/08/2024
183	CMBB2312	2.00000 : 1	1,900	1,670	MBB	19,500	22,840	18,700	(16.8)	224	02/08/2024
184	CMSN2311	8.00000 : 1	2,400	1,430	MSN	88,500	99,940	75,400	(21.7)	224	02/08/2024
185	CSTB2325	4.00000 : 1	1,400	1,920	STB	31,500	39,180	32,900	(16.1)	224	02/08/2024
186	CMWG2310	5.00000 : 1	2,400	2,150	MWG	54,500	65,250	52,100	(16.4)	224	02/08/2024
187	CTCB2307	4.00000 : 1	2,000	1,850	TCB	34,000	41,400	34,000	(17.6)	224	02/08/2024
188	CVHM2311	5.00000 : 1	2,800	1,220	VHM	60,500	66,600	48,000	(25.8)	224	02/08/2024
189	CVPB2312	2.00000 : 1	2,700	2,310	VPB	21,000	25,620	21,250	(15.0)	224	02/08/2024
190	CVRE2313	4.00000 : 1	1,600	1,300	VRE	29,500	34,700	27,400	(19.9)	224	02/08/2024
191	CSTB2313	5.00000 : 1	1,500	1,320	STB	35,555	42,155	32,900	(22.0)	259	20/09/2024
192	CHPG2316	4.00000 : 1	1,500	1,440	HPG	28,888	34,648	27,300	(19.3)	259	20/09/2024

Source: Bloomberg, Fiinpro, KIS

CW: Covered warrant, Sort by % Premium

Global Disclaimer

■ General

This research report and marketing materials for Vietnamese securities are originally prepared and issued by the Research Center of KIS Vietnam Securities Corp., an organization licensed with the State Securities Commission of Vietnam. The analyst(s) who participated in preparing and issuing this research report and marketing materials is/are licensed and regulated by the State Securities Commission of Vietnam in Vietnam only. This report and marketing materials are copyrighted and may not be copied, redistributed, forwarded or altered in any way without the consent of KIS Vietnam Securities Corp..

This research report and marketing materials are for information purposes only. They are not and should not be construed as an offer or solicitation of an offer to purchase or sell any securities or other financial instruments or to participate in any trading strategy. This research report and marketing materials do not provide individually tailored investment advice. This research report and marketing materials do not take into account individual investor circumstances, objectives or needs, and are not intended as recommendations of particular securities, financial instruments or strategies to any particular investor. The securities and other financial instruments discussed in this research report and marketing materials may not be suitable for all investors. The recipient of this research report and marketing materials must make their own independent decisions regarding any securities or financial instruments mentioned herein and investors should seek the advice of a financial adviser. KIS Vietnam Securities Corp. does not undertake that investors will obtain any profits, nor will it share with investors any investment profits. KIS Vietnam Securities Corp., its affiliates, or their affiliates and directors, officers, employees or agents of each of them disclaim any and all responsibility or liability whatsoever for any loss (director consequential) or damage arising out of the use of all or any part of this report or its contents or otherwise arising in connection therewith. Information and opinions contained herein are subject to change without notice and may differ or be contrary to opinions expressed by other business areas or KIS Vietnam Securities Corp. The final investment decision is based on the client's judgment, and this research report and marketing materials cannot be used as evidence in any legal dispute related to investment decisions.

■ Country-specific disclaimer

United States: This report is distributed in the U.S. by Korea Investment & Securities America, Inc., a member of FINRA/SIPC, and is only intended for major U.S. institutional investors as defined in Rule 15a-6(a)(2) under the U.S. Securities Exchange Act of 1934. All U.S. persons that receive this document by their acceptance thereof represent and warrant that they are a major U.S. institutional investor and have not received this report under any express or implied understanding that they will direct commission income to Korea Investment & Securities, Co., Ltd. or its affiliates. Pursuant to Rule 15a-6(a)(3), any U.S. recipient of this document wishing to effect a transaction in any securities discussed herein should contact and place orders with Korea Investment & Securities America, Inc., which accepts responsibility for the contents of this report in the U.S. The securities described in this report may not have been registered under the U.S. Securities Act of 1933, as amended, and, in such case, may not be offered or sold in the U.S. or to U.S. person absent registration or an applicable exemption from the registration requirement.

United Kingdom: This report is not an invitation nor is it intended to be an inducement to engage in investment activity for the purpose of section 21 of the Financial Services and Markets Act 2000 of the United Kingdom ("FSMA"). To the extent that this report does constitute such an invitation or inducement, it is directed only at (i) persons who are investment professionals within the meaning of Article 19(5) of the Financial Services and Markets Act 2000 (Financial Promotion) Order 2005 (as amended) of the United Kingdom (the "Financial Promotion Order"); (ii) persons who fall within Articles 49(2)(a) to (d) ("high net worth companies, unincorporated associations etc.") of the Financial Promotion Order; and (iii) any other persons to whom this report can, for the purposes of section 21 of FSMA, otherwise lawfully be made (all such persons together being referred to as "relevant persons"). Any investment or investment activity to which this report relates is available only to relevant persons and will be engaged in only with relevant persons. Persons who are not relevant persons must not act or rely on this report.

Hong Kong: This research report and marketing materials may be distributed in Hong Kong to institutional clients by Korea Investment & Securities Asia Limited (KISA), a Hong Kong representative subsidiary of Korea Investment & Securities Co., Ltd., and may not otherwise be distributed to any other party. KISA provides equity sales service to institutional clients in Hong Kong for Korean securities under its sole discretion, and is thus solely responsible for provision of the aforementioned equity selling activities in Hong Kong. All requests by and correspondence with Hong Kong investors involving securities discussed in this report and marketing materials must be effected through KISA, which is registered with The Securities & Futures Commission (SFC) of Hong Kong. Korea Investment & Securities Co., Ltd. is not a registered financial institution under Hong Kong's SFC.

Singapore: This report is provided pursuant to the financial advisory licensing exemption under Regulation 27(1)(e) of the Financial Advisers Regulation of Singapore and accordingly may only be provided to persons in Singapore who are "institutional investors" as defined in Section 4A of the Securities and Futures Act, Chapter 289 of Singapore. This report is intended only for the person to whom Korea Investment & Securities Co., Ltd. has provided this report and such person may not send, forward or transmit in any way this report or any copy of this report to any other person. Please contact Korea Investment & Securities Singapore Pte Ltd in respect of any matters arising from, or in connection with, the analysis or report (Contact Number: 65 6501 5600).

Copyright © 2023 KIS Vietnam Securities Corp. All rights reserved. No part of this report may be reproduced or distributed in any manner without permission of KIS Vietnam Securities Corp.