

# Covered Warrant market is negatively impacted

## Market overview

Last week, trading volume remained at high level, reaching the new peak. With trading value by underlying asset, covered warrants which have STB and HPG as the underlying asset attracted the most of trading interest, recording nearly 30% of total trading volume. Trading interest also spread to other CWs with different underlying assets such as MWG, NVL, and MBB, signaling the active market environment where trading opportunities are rich. The correction from the major market has negatively impacted the Cover Warrant market.

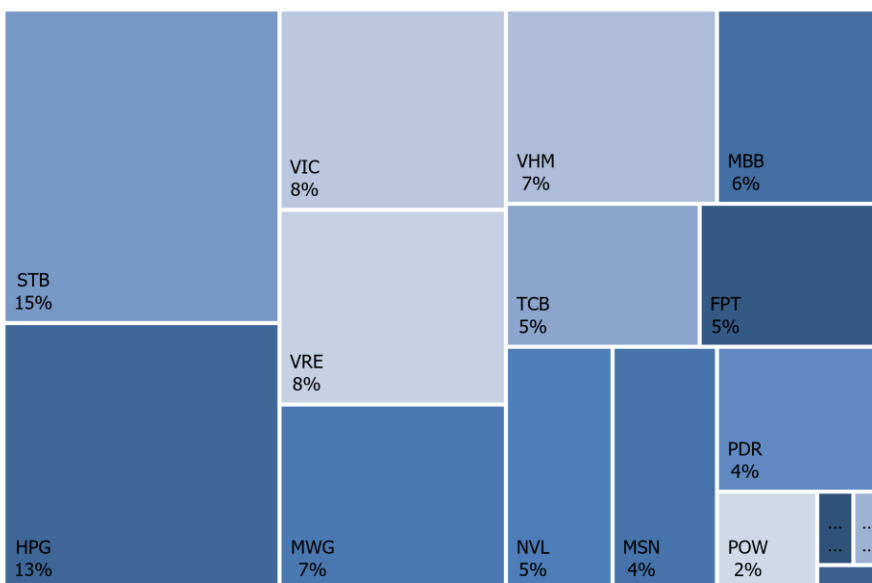
## Foreign trading activity

With foreign trading activity, buying and selling activity both ticked up, demand reached yearly high whilst selling value was recorded at the largest figure since Mar 2022, pushing the market to end up to be net sold. Net sell value was VND15bn, a 2-year high. By underlying asset, covered warrants which have NVL, MSN, and PDR as the underlying asset absorbed the highest trading value from foreigners, accounting for more than 45% of foreign trading volume.

The trading interest has started to spread to all cover warrants which have different underlying assets as well as trading activity also surged across groups. This is the sign for the active market. However, the correction from the major market has negatively impacted the Cover Warrant market.

*Note: The covered warrant market is commonly used for short-term trading which means volatility level is extremely high. Notably, covered warrant has the positive correlation with its underlying, the short-term fluctuation in the underlying price could lead to the big move in covered warrant.*

**Figure 1. CW trading value by underlying asset**



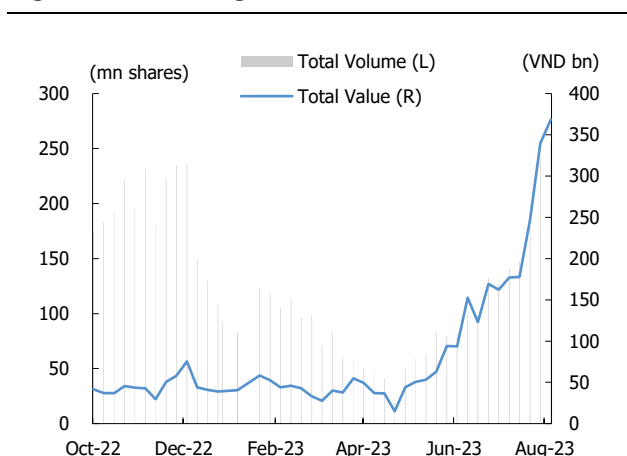
Source: FiinPro, KIS

**Table 1. Weekly market overview**

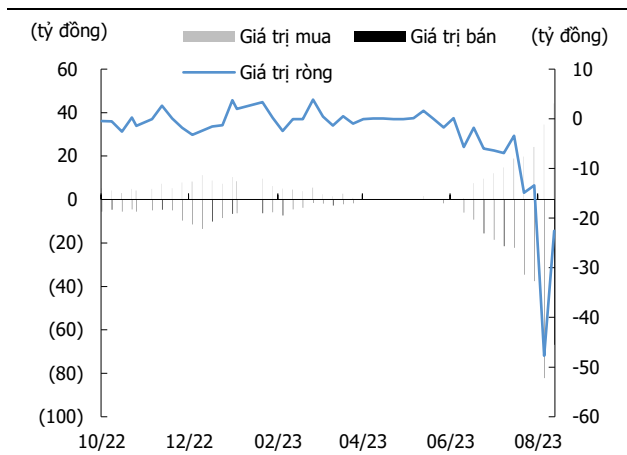
Number of CW	139
Trading volume (share mn)	256
Trading value (VND bn)	368
Increasing CW	52
Decreasing CW	79
Unchanged CW	8

Source: Fiinpro, KIS

**KIS Research**  
Researchdept@kisvn.vn

**Figure 2. CW trading value and volume**

Source: FiinPro, KIS

**Figure 3. Weekly net foreign buy/sell**

Source: FiinPro, KIS

**Table 3. Top 10 foreign net buys**

(VND, %WoW, VND bn)

Ticker	Last Trading Date	Price	% Chg	Buy	Sell	Net
CPDR2301	27/10/2023	1,720	(11.3)	2,049.9	408.7	1,641
CPDR2302	21/11/2023	1,110	(5.1)	2,595.0	1,151.1	1,444
CHPG2308	27/10/2023	1,290	(17.3)	675.3	332.1	343
CHPG2316	20/09/2024	1,650	(5.7)	223	80	143
CVHM2303	29/09/2023	540	31.7	1,073	943	129
CVNM2306	24/06/2024	1,750	-	127	17	110
CVRE2306	28/02/2024	990	(2.9)	248	146	102
CHPG2317	23/02/2024	1,180	(8.5)	92	33	59
CSTB2309	29/12/2023	1,130	13.0	87	54	33
CHPG2313	28/02/2024	1,640	(3.5)	206	178	28

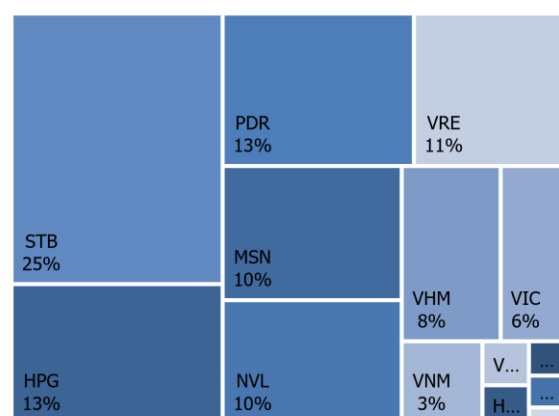
Source: FiinPro, KIS

**Table 2. Top 10 trading value**

(VND, %WoW, VND bn)

Ticker	Last Trading Date	Price	% Chg	Trading value
CMWG2305	24/05/2024	4,430	(9.6)	11.7
CMBB2306	24/05/2024	1,910	3.2	10.9
CSTB2304	30/10/2023	1,030	15.7	10.5
CHPG2309	24/05/2024	1,680	(12.5)	9.1
CVHM2302	24/05/2024	3,800	8.6	6.5
CVPB2214	05/09/2023	960	(1.0)	6.2
CVPB2306	18/12/2023	1,790	1.7	5.6
CSTB2224	05/09/2023	5,790	3.6	5.6
CVIC2301	30/10/2023	2,300	(12.5)	5.5
CVIB2302	24/05/2024	1,980	(2.0)	5.3

Source: FiinPro, KIS

**Figure 4. Foreign trading by underlying asset**

Source: FiinPro, KIS

**Table 4. Top 10 foreign net sells**

(VND, %WoW, VND bn)

Ticker	Last Trading Date	Price	% Chg	Buy	Sell	Net
CSTB2304	27/10/2023	1,030	15.7	4,012	8,268	(4,257)
CSTB2313	20/09/2024	1,630	3.2	20	2,610	(2,590)
CNVL2305	24/06/2024	1,820	0.6	1,094	3,132	(2,038)
CNVL2303	22/03/2024	1,600	0.0	893	2,678	(1,785)
CVIC2306	24/06/2024	2,220	(17.2)	909	2,524	(1,615)
CMSN2306	23/02/2024	1,450	0.0	33	1,619	(1,587)
CVRE2302	27/10/2023	650	10.2	1,704	3,021	(1,317)
CVRE2305	29/11/2023	940	5.6	956	2,254	(1,298)
CPDR2304	22/12/2023	1,370	(9.9)	2,143	3,285	(1,142)
CMSN2304	29/11/2023	1,260	0.0	604	1,698	(1,094)

Source: FiinPro, KIS

Table 5. Covered warrant statistic by VN30 constituent

(VND bn, %, Shares)

Underlying asset	Name	Industry	Market Cap	Foreign ownership	CW number	CW market cap	CW trading value	CW trading volume
ACB	Asia Commercial Bank	Financials	89,527	30.0	1	12	1.2	842,600
BCM	Becamex IDC Corp.	Real Estate	76,073	2.7	-	-	-	-
BID	BIDV	Financials	240,786	17.1	-	-	-	-
BVH	Bao Viet Group	Financials	34,815	27.0	-	-	-	-
CTG	VietinBank	Financials	155,226	27.2	-	-	-	-
FPT	FPT Corp	Information Technology	104,899	49.0	6	95	12.1	8,485,659
GAS	PetroVietnam Gas	Utilities	192,543	2.9	-	-	-	-
GVR	Viet Nam Rubber Group	Materials	86,200	0.5	-	-	-	-
HDB	HDBank	Financials	49,607	20.0	6	8	0.8	1,166,800
HPG	Hoa Phat Group	Materials	163,686	26.4	20	311	33.8	15,456,861
MBB	MBBank	Financials	98,807	23.2	6	76	14.9	14,155,751
MSN	Masan Group	Consumer Staples	117,615	30.5	8	34	11.7	9,240,235
MWG	Mobile World Investment	Consumer Discretionary	79,271	49.0	6	62	19.3	9,506,929
NVL	Novaland	Real Estate	51,523	17.3	-	-	-	-
PDR	Phat Dat Real Estate	Real Estate	32,201	6.2	9	27	4.5	5,591,500
PLX	Petrolimex	Energy	101,322	62.3	-	-	-	-
POW	PV Power	Utilities	46,865	6.9	-	-	-	-
SAB	SABECO	Consumer Staples	72,998	0.3	-	-	-	-
SSI	SSI Securities Corp.	Financials	43,700	46.1	-	-	-	-
STB	Sacombank	Financials	60,138	24.4	19	373	39.8	25,568,268
TCB	Techcombank	Financials	118,883	22.5	4	64	12.7	7,586,638
TPB	TPBank	Financials	41,060	28.8	2	3	1.0	1,452,800
VCB	Vietcombank	Financials	497,429	23.5	-	-	-	-
VHM	Vinhomes	Real Estate	266,487	24.2	10	60	18.8	16,204,365
VIB	VIBBank	Financials	52,512	20.5	-	36	-	-
VIC	VinGroup	Real Estate	279,561	13.0	6	39	20.8	7,042,623
VJC	Vietjet Air	Industrials	54,269	17.6	-	-	-	-
VNM	Vinamilk	Consumer Staples	153,403	54.4	-	20	-	-
VPB	VPBank	Financials	147,355	16.6	-	44	-	-
VRE	Vincom Retail	Real Estate	68,851	32.1	10	125	20.2	-

Source: Bloomberg, Fiinpro, KIS

CW: Covered warrant

Table 6. Trading Covered warrant on HSX

(VND, %)

No	CW Code	Covered Warrant			Underlying asset				% Premium	Time to maturity	Last Trading Date
		Executive ratio	Issue price	Closing price	Underlying	Exercise price	Breakeven price	Closing price			
1	CHPG2226	2.00000 : 1	2,300	3,310	HPG	19,500	26,120	26,500	4.67	8	01/09/2023
2	CPDR2301	4.00000 : 1	1,000	1,720	PDR	14,222	21,102	21,300	4.11	48	27/10/2023
3	CVPB2214	4.00000 : 1	1,100	960	VPB	17,000	20,840	20,600	3.60	8	01/09/2023
4	CHPG2302	2.00000 : 1	2,120	3,200	HPG	20,000	26,400	26,500	3.56	24	25/09/2023
5	CTCB2215	4.00000 : 1	1,700	1,550	TCB	26,500	32,700	32,500	3.55	8	01/09/2023
6	CMWG2214	9.90490 : 1	1,100	450	MWG	46,058	50,515	50,200	3.30	8	01/09/2023
7	CVHM2219	5.00000 : 1	2,800	440	VHM	56,000	58,200	56,800	2.54	8	01/09/2023
8	CVIB2201	1.55720 : 1	2,400	2,530	VIB	15,960	19,900	19,550	1.86	8	01/09/2023
9	CHPG2227	2.00000 : 1	2,400	3,180	HPG	20,500	26,860	26,500	1.79	49	30/10/2023
10	CACB2208	3.33860 : 1	1,400	1,240	ACB	17,945	22,085	21,900	1.74	8	01/09/2023
11	CMBB2214	1.69650 : 1	2,400	2,320	MBB	14,420	18,356	18,100	1.38	8	01/09/2023
12	CSTB2224	2.00000 : 1	2,700	5,790	STB	20,000	31,580	31,300	1.23	8	01/09/2023
13	CHPG2310	4.00000 : 1	1,000	960	HPG	23,222	27,062	26,500	1.03	28	29/09/2023
14	CHPG2306	3.00000 : 1	1,380	2,370	HPG	20,000	27,110	26,500	0.85	55	07/11/2023
15	CHPG2308	4.00000 : 1	1,000	1,290	HPG	22,111	27,271	26,500	0.25	48	27/10/2023
16	CTCB2216	4.00000 : 1	1,800	1,670	TCB	27,500	34,180	32,500	(0.94)	49	30/10/2023
17	CFPT2210	8.59770 : 1	2,350	1,030	FPT	77,379	86,235	85,500	(1.08)	5	29/08/2023
18	CMWG2215	9.90490 : 1	1,300	850	MWG	44,572	52,991	50,200	(1.53)	49	30/10/2023
19	CMBB2215	1.69650 : 1	2,500	2,150	MBB	15,269	18,916	18,100	(1.62)	49	30/10/2023
20	CTPB2302	7.18750 : 1	1,000	670	TPB	14,215	19,031	18,100	(1.68)	28	29/09/2023
21	CFPT2213	8.59770 : 1	1,800	2,650	FPT	64,053	86,837	85,500	(1.77)	8	01/09/2023
22	CHPG2311	4.00000 : 1	1,100	1,660	HPG	21,234	27,874	26,500	(1.92)	71	29/11/2023
23	CSTB2225	2.00000 : 1	2,900	6,050	STB	20,500	32,600	31,300	(1.93)	49	30/10/2023
24	CMWG2305	3.96200 : 1	2,000	4,430	MWG	35,658	53,210	50,200	(1.94)	196	22/05/2024
25	CHPG2314	2.00000 : 1	1,500	3,220	HPG	21,450	27,890	26,500	(1.97)	135	27/02/2024
26	CMBB2304	8.48250 : 1	1,000	710	MBB	13,006	19,029	18,100	(2.20)	28	29/09/2023
27	CFPT2303	8.59770 : 1	1,510	1,550	FPT	73,940	87,266	85,500	(2.25)	55	07/11/2023
28	CMWG2304	19.80990 : 1	1,000	1,000	MWG	33,676	53,486	50,200	(2.44)	93	29/12/2023
29	CFPT2214	8.59770 : 1	1,900	2,590	FPT	65,343	87,611	85,500	(2.64)	49	30/10/2023
30	CVPB2301	4.00000 : 1	1,000	610	VPB	19,800	22,240	20,600	(2.92)	24	25/09/2023
31	CVIC2301	8.00000 : 1	1,000	2,300	VIC	53,979	72,379	66,900	(3.04)	48	27/10/2023
32	CMWG2303	19.80990 : 1	1,000	1,150	MWG	31,035	53,816	50,200	(3.04)	28	29/09/2023
33	CVRE2220	4.00000 : 1	2,100	340	VRE	30,000	31,360	29,100	(3.06)	8	01/09/2023
34	CSTB2303	2.00000 : 1	4,500	5,510	STB	22,000	33,020	31,300	(3.18)	55	07/11/2023
35	CVRE2216	4.00000 : 1	1,650	140	VRE	31,000	31,560	29,100	(3.68)	5	29/08/2023
36	CNVL2302	4.00000 : 1	1,000	1,100	NVL	16,333	20,733	19,250	(3.73)	65	21/11/2023
37	CMWG2302	5.94300 : 1	1,350	820	MWG	49,525	54,398	50,200	(4.08)	55	07/11/2023
38	CVHM2304	8.00000 : 1	1,100	1,090	VHM	53,555	62,275	56,800	(4.17)	71	29/11/2023
39	CVNM2302	9.68460 : 1	1,000	670	VNM	69,944	76,433	73,300	(4.31)	28	29/09/2023
40	CSTB2311	2.00000 : 1	1,700	2,860	STB	27,700	33,420	31,300	(4.34)	70	28/11/2023
41	CVRE2305	5.00000 : 1	1,100	940	VRE	27,111	31,811	29,100	(4.44)	71	29/11/2023
42	CVHM2301	8.00000 : 1	1,000	710	VHM	56,879	62,559	56,800	(4.60)	48	27/10/2023
43	CHPG2307	4.00000 : 1	1,000	1,500	HPG	22,666	28,666	26,500	(4.63)	93	29/12/2023
44	CVNM2301	9.68460 : 1	1,000	1,030	VNM	66,715	76,690	73,300	(4.63)	48	27/10/2023
45	CVHM2216	8.00000 : 1	1,900	80	VHM	62,000	62,640	56,800	(4.73)	5	29/08/2023
46	CVRE2302	5.00000 : 1	1,000	650	VRE	28,666	31,916	29,100	(4.75)	48	27/10/2023
47	CPDR2302	4.00000 : 1	1,100	1,110	PDR	18,666	23,106	21,300	(4.92)	65	21/11/2023

48	CNVL2301	4.00000	: 1	1,000	1,890	NVL	13,456	21,016	19,250	(5.02)	48	27/10/2023
49	CMSN2301	10.00000	: 1	1,000	1,110	MSN	73,979	85,079	79,000	(5.10)	48	27/10/2023
50	CVHM2220	5.00000	: 1	3,000	990	VHM	58,000	62,950	56,800	(5.19)	49	30/10/2023
51	CVIC2302	8.00000	: 1	1,000	2,300	VIC	55,666	74,066	66,900	(5.25)	65	21/11/2023
52	CMSN2303	10.00000	: 1	1,000	740	MSN	77,999	85,399	79,000	(5.46)	28	29/09/2023
53	CSTB2304	5.00000	: 1	1,000	1,030	STB	28,666	33,816	31,300	(5.46)	48	27/10/2023
54	CHPG2312	4.00000	: 1	1,000	1,310	HPG	23,777	29,017	26,500	(5.78)	93	29/12/2023
55	CHPG2309	3.00000	: 1	1,200	1,680	HPG	24,000	29,040	26,500	(5.85)	196	22/05/2024
56	CSTB2307	5.00000	: 1	1,000	800	STB	29,999	33,999	31,300	(5.97)	28	29/09/2023
57	CVRE2304	5.00000	: 1	1,000	490	VRE	29,999	32,449	29,100	(6.31)	28	29/09/2023
58	CPDR2304	4.00000	: 1	1,100	1,370	PDR	17,999	23,479	21,300	(6.43)	88	22/12/2023
59	CVRE2303	3.00000	: 1	2,500	2,530	VRE	25,000	32,590	29,100	(6.72)	196	22/05/2024
60	CVHM2303	8.00000	: 1	1,000	540	VHM	59,888	64,208	56,800	(7.05)	28	29/09/2023
61	CSTB2308	5.00000	: 1	1,100	1,320	STB	27,799	34,399	31,300	(7.06)	71	29/11/2023
62	CVNM2303	9.68460	: 1	1,000	1,150	VNM	67,791	78,928	73,300	(7.33)	71	29/11/2023
63	CVNM2212	7.61160	: 1	2,200	120	VNM	78,019	78,932	73,300	(7.34)	8	01/09/2023
64	CTCB2302	3.00000	: 1	3,100	3,190	TCB	27,000	36,570	32,500	(7.41)	196	22/05/2024
65	CMBB2306	1.69650	: 1	1,800	1,910	MBB	16,965	20,205	18,100	(7.90)	196	22/05/2024
66	CVPB2303	16.00000	: 1	1,000	480	VPB	15,777	23,457	20,600	(7.96)	28	29/09/2023
67	CFPT2304	10.00000	: 1	2,700	2,070	FPT	72,000	92,700	85,500	(7.98)	83	15/12/2023
68	CVIC2303	8.00000	: 1	1,100	2,330	VIC	57,777	76,417	66,900	(8.16)	88	22/12/2023
69	CVPB2306	2.00000	: 1	2,800	1,790	VPB	20,000	23,580	20,600	(8.44)	83	15/12/2023
70	CVHM2302	4.00000	: 1	3,800	3,800	VHM	50,000	65,200	56,800	(8.47)	196	22/05/2024
71	CMSN2304	10.00000	: 1	1,200	1,260	MSN	75,678	88,278	79,000	(8.54)	71	29/11/2023
72	CHPG2313	4.00000	: 1	1,100	1,640	HPG	23,333	29,893	26,500	(8.54)	136	28/02/2024
73	CNVL2304	4.00000	: 1	1,100	1,590	NVL	15,555	21,915	19,250	(8.92)	88	22/12/2023
74	CVIC2304	8.00000	: 1	1,200	2,150	VIC	59,888	77,088	66,900	(8.96)	153	22/03/2024
75	CTPB2303	7.18750	: 1	1,000	660	TPB	15,812	20,556	18,100	(8.98)	93	29/12/2023
76	CHDB2301	3.48150	: 1	1,000	460	HDB	16,827	18,428	16,200	(9.11)	48	27/10/2023
77	CMBB2305	8.48250	: 1	1,000	720	MBB	14,419	20,526	18,100	(9.34)	93	29/12/2023
78	CMSN2302	6.00000	: 1	3,300	3,870	MSN	66,000	89,220	79,000	(9.50)	196	22/05/2024
79	CHDB2302	3.48150	: 1	1,000	570	HDB	16,536	18,520	16,200	(9.56)	65	21/11/2023
80	CVIB2302	1.66520	: 1	2,000	1,980	VIB	19,150	22,447	19,550	(9.70)	196	22/05/2024
81	CPOW2301	2.00000	: 1	1,000	560	POW	13,979	15,099	13,050	(10.13)	48	27/10/2023
82	CPOW2307	2.00000	: 1	1,800	840	POW	13,500	15,180	13,050	(10.61)	83	15/12/2023
83	CHPG2321	3.00000	: 1	3,400	2,030	HPG	24,500	30,590	26,500	(10.62)	169	15/04/2024
84	CHPG2320	2.00000	: 1	2,900	1,850	HPG	27,000	30,700	26,500	(10.94)	83	15/12/2023
85	CVRE2221	4.00000	: 1	2,100	420	VRE	32,500	34,180	29,100	(11.06)	49	30/10/2023
86	CPOW2302	2.00000	: 1	1,000	470	POW	14,333	15,273	13,050	(11.15)	65	21/11/2023
87	CSTB2305	5.00000	: 1	1,000	1,380	STB	29,111	36,011	31,300	(11.22)	93	29/12/2023
88	CVRE2306	5.00000	: 1	1,200	990	VRE	29,333	34,283	29,100	(11.33)	136	28/02/2024
89	CVHM2305	8.00000	: 1	1,200	1,220	VHM	57,777	67,537	56,800	(11.63)	136	28/02/2024
90	CSTB2317	3.00000	: 1	2,600	2,060	STB	30,000	36,180	31,300	(11.64)	83	15/12/2023
91	CVNM2304	9.68460	: 1	1,200	1,450	VNM	68,760	82,803	73,300	(11.67)	136	28/02/2024
92	CSTB2309	5.00000	: 1	1,000	1,130	STB	30,555	36,205	31,300	(11.70)	93	29/12/2023
93	CVPB2305	3.00000	: 1	2,900	2,170	VPB	18,000	24,510	20,600	(11.91)	169	15/04/2024
94	CVIC2306	8.00000	: 1	1,300	2,220	VIC	62,222	79,982	66,900	(12.26)	219	24/06/2024
95	CSTB2310	5.00000	: 1	1,200	1,240	STB	30,333	36,533	31,300	(12.49)	136	28/02/2024
96	CVIC2305	8.00000	: 1	1,100	2,390	VIC	61,111	80,231	66,900	(12.53)	133	23/02/2024
97	CVPB2212	2.66420	: 1	1,700	20	VPB	24,644	24,697	20,600	(12.58)	5	29/08/2023
98	CFPT2305	10.00000	: 1	4,000	2,980	FPT	68,000	97,800	85,500	(12.78)	169	15/04/2024

99	CMSN2305	10.00000	: 1	1,300	1,630	MSN	76,789	93,089	79,000	(13.27)	136	28/02/2024
100	CSTB2319	9.00000	: 1	1,400	1,100	STB	27,000	36,900	31,300	(13.36)	169	15/04/2024
101	CHPG2317	4.00000	: 1	1,200	1,180	HPG	26,888	31,608	26,500	(13.50)	133	23/02/2024
102	CVNM2305	9.68460	: 1	1,100	1,400	VNM	71,020	84,578	73,300	(13.52)	133	23/02/2024
103	CVHM2306	8.00000	: 1	1,100	1,070	VHM	60,666	69,226	56,800	(13.79)	133	23/02/2024
104	CVRE2307	5.00000	: 1	1,100	1,000	VRE	30,333	35,333	29,100	(13.96)	133	23/02/2024
105	CHDB2303	3.48150	: 1	1,000	580	HDB	17,504	19,523	16,200	(14.21)	88	22/12/2023
106	CMSN2306	10.00000	: 1	1,200	1,450	MSN	79,999	94,499	79,000	(14.56)	133	23/02/2024
107	CPOW2308	5.00000	: 1	1,300	780	POW	12,000	15,900	13,050	(14.65)	169	15/04/2024
108	CSTB2306	2.00000	: 1	2,600	3,800	STB	30,000	37,600	31,300	(14.97)	196	22/05/2024
109	CVPB2304	16.00000	: 1	1,000	530	VPB	16,999	25,479	20,600	(15.26)	93	29/12/2023
110	CPDR2303	4.00000	: 1	1,300	1,540	PDR	19,888	26,048	21,300	(15.66)	153	22/03/2024
111	CNVL2303	4.00000	: 1	1,300	1,600	NVL	17,333	23,733	19,250	(15.90)	153	22/03/2024
112	CSTB2314	5.00000	: 1	1,100	1,220	STB	32,222	38,322	31,300	(16.58)	133	23/02/2024
113	CPOW2303	2.00000	: 1	1,100	530	POW	15,333	16,393	13,050	(17.22)	88	22/12/2023
114	CNVL2305	4.00000	: 1	1,300	1,820	NVL	16,999	24,279	19,250	(17.79)	219	24/06/2024
115	CPOW2305	2.00000	: 1	1,200	760	POW	14,999	16,519	13,050	(17.85)	133	23/02/2024
116	CHPG2315	4.00000	: 1	1,400	1,430	HPG	27,777	33,497	26,500	(18.38)	218	21/06/2024
117	CHPG2318	4.00000	: 1	1,200	1,080	HPG	29,222	33,542	26,500	(18.49)	153	22/03/2024
118	CVRE2308	5.00000	: 1	1,300	1,200	VRE	31,333	37,333	29,100	(18.57)	219	24/06/2024
119	CSTB2318	4.00000	: 1	2,000	1,820	STB	32,000	39,280	31,300	(18.61)	191	15/05/2024
120	CVNM2306	9.68460	: 1	1,300	1,750	VNM	73,172	90,120	73,300	(18.84)	219	24/06/2024
121	CMBB2211	3.39300	: 1	1,200	20	MBB	22,903	22,971	18,100	(18.98)	5	29/08/2023
122	CVHM2307	8.00000	: 1	1,300	1,410	VHM	62,666	73,946	56,800	(19.29)	219	24/06/2024
123	CPDR2305	4.00000	: 1	1,300	1,750	PDR	20,222	27,222	21,300	(19.29)	219	24/06/2024
124	CPOW2309	2.00000	: 1	2,000	1,180	POW	14,500	16,860	13,050	(19.51)	191	15/05/2024
125	CMSN2307	10.00000	: 1	1,400	1,750	MSN	82,999	100,499	79,000	(19.66)	219	24/06/2024
126	CSTB2315	5.00000	: 1	1,100	1,150	STB	34,333	40,083	31,300	(20.24)	153	22/03/2024
127	CHDB2305	3.48150	: 1	1,100	730	HDB	18,471	21,012	16,200	(20.29)	133	23/02/2024
128	CHDB2304	3.48150	: 1	1,100	800	HDB	18,277	21,062	16,200	(20.47)	153	22/03/2024
129	CMSN2215	10.00000	: 1	2,600	40	MSN	102,000	102,400	79,000	(21.15)	8	01/09/2023
130	CHPG2322	2.00000	: 1	2,900	2,500	HPG	30,000	35,000	26,500	(21.89)	234	15/07/2024
131	CSTB2312	5.00000	: 1	1,400	1,610	STB	33,333	41,383	31,300	(22.75)	218	21/06/2024
132	CHPG2319	4.00000	: 1	1,400	1,330	HPG	30,111	35,431	26,500	(22.84)	219	24/06/2024
133	CHPG2316	4.00000	: 1	1,500	1,650	HPG	28,888	35,488	26,500	(22.96)	283	20/09/2024
134	CTCB2212	4.00000	: 1	2,100	40	TCB	44,000	44,160	32,500	(23.32)	5	29/08/2023
135	CPOW2304	2.00000	: 1	1,300	720	POW	16,333	17,773	13,050	(23.65)	153	22/03/2024
136	CHDB2306	3.48150	: 1	1,200	840	HDB	19,341	22,265	16,200	(24.77)	219	24/06/2024
137	CPOW2306	2.00000	: 1	1,400	1,060	POW	15,999	18,119	13,050	(25.11)	219	24/06/2024
138	CSTB2316	5.00000	: 1	1,300	1,360	STB	36,333	43,133	31,300	(25.88)	219	24/06/2024
139	CSTB2313	5.00000	: 1	1,500	1,630	STB	35,555	43,705	31,300	(26.85)	283	20/09/2024

Source: Bloomberg, Fiinpro, KIS

CW: Covered warrant, Sort by % Premium

## Global Disclaimer

### ■ General

This research report and marketing materials for Vietnamese securities are originally prepared and issued by the Research Center of KIS Vietnam Securities Corp., an organization licensed with the State Securities Commission of Vietnam. The analyst(s) who participated in preparing and issuing this research report and marketing materials is/are licensed and regulated by the State Securities Commission of Vietnam in Vietnam only. This report and marketing materials are copyrighted and may not be copied, redistributed, forwarded or altered in any way without the consent of KIS Vietnam Securities Corp..

This research report and marketing materials are for information purposes only. They are not and should not be construed as an offer or solicitation of an offer to purchase or sell any securities or other financial instruments or to participate in any trading strategy. This research report and marketing materials do not provide individually tailored investment advice. This research report and marketing materials do not take into account individual investor circumstances, objectives or needs, and are not intended as recommendations of particular securities, financial instruments or strategies to any particular investor. The securities and other financial instruments discussed in this research report and marketing materials may not be suitable for all investors. The recipient of this research report and marketing materials must make their own independent decisions regarding any securities or financial instruments mentioned herein and investors should seek the advice of a financial adviser. KIS Vietnam Securities Corp. does not undertake that investors will obtain any profits, nor will it share with investors any investment profits. KIS Vietnam Securities Corp., its affiliates, or their affiliates and directors, officers, employees or agents of each of them disclaim any and all responsibility or liability whatsoever for any loss (director consequential) or damage arising out of the use of all or any part of this report or its contents or otherwise arising in connection therewith. Information and opinions contained herein are subject to change without notice and may differ or be contrary to opinions expressed by other business areas or KIS Vietnam Securities Corp. The final investment decision is based on the client's judgment, and this research report and marketing materials cannot be used as evidence in any legal dispute related to investment decisions.

### ■ Country-specific disclaimer

**United States:** This report is distributed in the U.S. by Korea Investment & Securities America, Inc., a member of FINRA/SIPC, and is only intended for major U.S. institutional investors as defined in Rule 15a-6(a)(2) under the U.S. Securities Exchange Act of 1934. All U.S. persons that receive this document by their acceptance thereof represent and warrant that they are a major U.S. institutional investor and have not received this report under any express or implied understanding that they will direct commission income to Korea Investment & Securities, Co., Ltd. or its affiliates. Pursuant to Rule 15a-6(a)(3), any U.S. recipient of this document wishing to effect a transaction in any securities discussed herein should contact and place orders with Korea Investment & Securities America, Inc., which accepts responsibility for the contents of this report in the U.S. The securities described in this report may not have been registered under the U.S. Securities Act of 1933, as amended, and, in such case, may not be offered or sold in the U.S. or to U.S. person absent registration or an applicable exemption from the registration requirement.

**United Kingdom:** This report is not an invitation nor is it intended to be an inducement to engage in investment activity for the purpose of section 21 of the Financial Services and Markets Act 2000 of the United Kingdom ("FSMA"). To the extent that this report does constitute such an invitation or inducement, it is directed only at (i) persons who are investment professionals within the meaning of Article 19(5) of the Financial Services and Markets Act 2000 (Financial Promotion) Order 2005 (as amended) of the United Kingdom (the "Financial Promotion Order"); (ii) persons who fall within Articles 49(2)(a) to (d) ("high net worth companies, unincorporated associations etc.") of the Financial Promotion Order; and (iii) any other persons to whom this report can, for the purposes of section 21 of FSMA, otherwise lawfully be made (all such persons together being referred to as "relevant persons"). Any investment or investment activity to which this report relates is available only to relevant persons and will be engaged in only with relevant persons. Persons who are not relevant persons must not act or rely on this report.

**Hong Kong:** This research report and marketing materials may be distributed in Hong Kong to institutional clients by Korea Investment & Securities Asia Limited (KISA), a Hong Kong representative subsidiary of Korea Investment & Securities Co., Ltd., and may not otherwise be distributed to any other party. KISA provides equity sales service to institutional clients in Hong Kong for Korean securities under its sole discretion, and is thus solely responsible for provision of the aforementioned equity selling activities in Hong Kong. All requests by and correspondence with Hong Kong investors involving securities discussed in this report and marketing materials must be effected through KISA, which is registered with The Securities & Futures Commission (SFC) of Hong Kong. Korea Investment & Securities Co., Ltd. is not a registered financial institution under Hong Kong's SFC.

**Singapore:** This report is provided pursuant to the financial advisory licensing exemption under Regulation 27(1)(e) of the Financial Advisers Regulation of Singapore and accordingly may only be provided to persons in Singapore who are "institutional investors" as defined in Section 4A of the Securities and Futures Act, Chapter 289 of Singapore. This report is intended only for the person to whom Korea Investment & Securities Co., Ltd. has provided this report and such person may not send, forward or transmit in any way this report or any copy of this report to any other person. Please contact Korea Investment & Securities Singapore Pte Ltd in respect of any matters arising from, or in connection with, the analysis or report (Contact Number: 65 6501 5600).

Copyright © 2023 KIS Vietnam Securities Corp. All rights reserved. No part of this report may be reproduced or distributed in any manner without permission of KIS Vietnam Securities Corp.