

Market is moving upward

Market overview

Last week, trading volume surged, up 40% WoW, a 7-month high. With trading value by underlying asset, covered warrants which have STB and HPG attracted the most of trading interest, recording nearly 40% of total trading volume. Trading interest also spread to other CWs with different underlying assets such as MBB, FPT, and VIB, signaling the active market environment where trading opportunities are rich. By tickers, CSTB2303 (+1.1%), CSTB2306 (+3.5%), and CVIB2302 (+7.8%) absorbed the most of trading interest across the market.

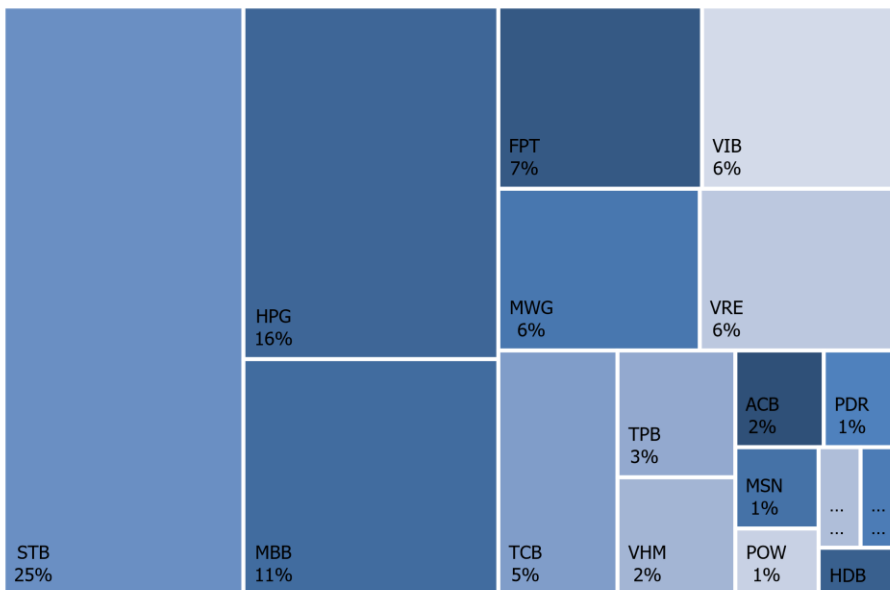
Foreign trading activity

With foreign trading activity, buying and selling activity both ticked up, demand reached yearly high whilst selling value was recorded at the largest figure since Mar 2022, pushing the market to end up to be net sold. Net sell value was VND6.4bn. By underlying asset, covered warrants which have STB, TPB, and VRE as the underlying asset absorbed the highest trading value from foreigners, accounting for more than 40% of foreign trading volume.

The trading interest has started to spread to all cover warrants which have different underlying assets as well as trading activity also surged across groups. This is the sign for the active market.

Note: The covered warrant market is commonly used for short-term trading which means volatility level is extremely high. Notably, covered warrant has the positive correlation with its underlying, the short-term fluctuation in the underlying price could lead to the big move in covered warrant.

Figure 1. CW trading value by underlying asset

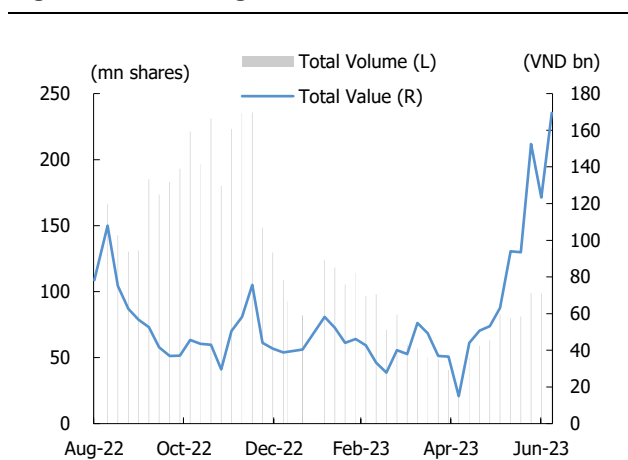


Source: FiinPro, KIS

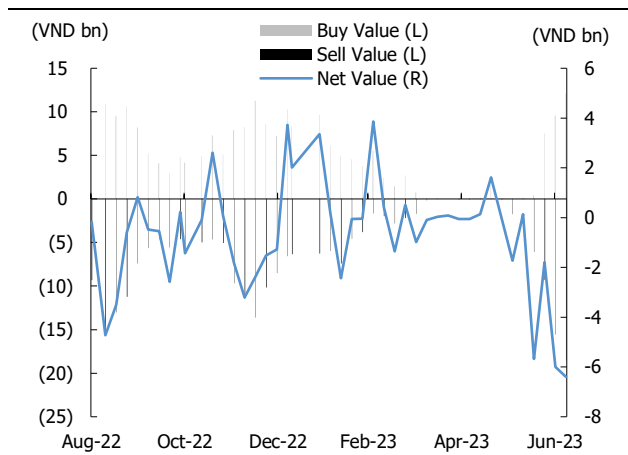
Table 1. Weekly market overview

| | |
|---------------------------|-----|
| Number of CW | 97 |
| Trading volume (share mn) | 133 |
| Trading value (VND bn) | 169 |
| Increasing CW | 66 |
| Decreasing CW | 22 |
| Unchanged CW | 9 |

Source: Fiinpro, KIS

Figure 2. CW trading value and volume

Source: FiinPro, KIS

Figure 3. Weekly net foreign buy/sell

Source: FiinPro, KIS

Table 3. Top 10 foreign net buys

(VND, %WoW, VND bn)

| Ticker | Last Trading Date | Price | % Chg | Buy | Sell | Net |
|----------|-------------------|-------|-------|-------|-------|-----|
| CMWG2304 | 29/12/2023 | 920 | 12.2 | 520.4 | 246.8 | 274 |
| CVRE2302 | 27/10/2023 | 520 | (3.7) | 464.9 | 272.1 | 193 |
| CHPG2306 | 07/11/2023 | 2,620 | 3.1 | 144.0 | 12.3 | 132 |
| CVHM2301 | 27/10/2023 | 720 | (5.3) | 262 | 190 | 73 |
| CSTB2309 | 29/12/2023 | 1,000 | 3.1 | 453 | 391 | 62 |
| CHDB2301 | 27/10/2023 | 560 | 3.7 | 500 | 441 | 59 |
| CHPG2310 | 29/09/2023 | 1,500 | 4.9 | 216 | 169 | 46 |
| CMSN2303 | 29/09/2023 | 860 | 11.7 | 294 | 249 | 45 |
| CHPG2307 | 29/12/2023 | 1,990 | 4.2 | 219 | 187 | 33 |
| CVRE2304 | 29/09/2023 | 340 | (2.9) | 407 | 383 | 24 |

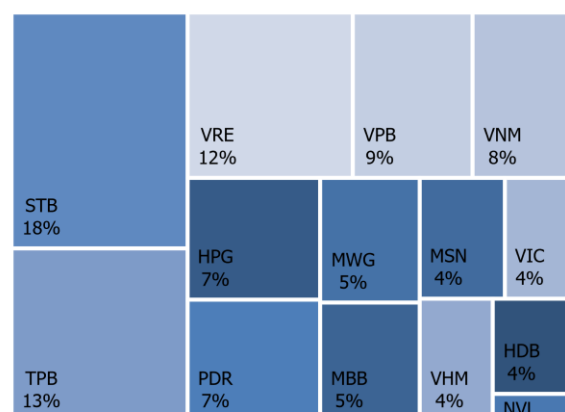
Source: FiinPro, KIS

Table 2. Top 10 trading value

(VND, %WoW, VND bn)

| Ticker | Last Trading Date | Price | % Chg | Trading value |
|----------|-------------------|-------|-------|---------------|
| CSTB2303 | 09/11/2023 | 4,450 | 1.1 | 9.4 |
| CSTB2306 | 24/05/2024 | 2,670 | 3.5 | 9.2 |
| CVIB2302 | 24/05/2024 | 2,220 | 11.6 | 7.8 |
| CSTB2225 | 01/11/2023 | 5,140 | 2.2 | 7.3 |
| CHPG2306 | 09/11/2023 | 2,620 | 3.1 | 6.5 |
| CHPG2309 | 24/05/2024 | 2,330 | 6.9 | 6.3 |
| CMBB2306 | 24/05/2024 | 2,230 | 7.2 | 5.6 |
| CMBB2215 | 01/11/2023 | 2,120 | (0.9) | 4.7 |
| CMWG2305 | 24/05/2024 | 4,000 | 16.3 | 4.2 |
| CSTB2224 | 05/09/2023 | 5,100 | 2.4 | 3.6 |

Source: FiinPro, KIS

Figure 4. Foreign trading by underlying asset

Source: FiinPro, KIS

Table 4. Top 10 foreign net sells

(VND, %WoW, VND bn)

| Ticker | Last Trading Date | Price | % Chg | Buy | Sell | Net |
|----------|-------------------|-------|-------|-------|-------|-------|
| CSTB2307 | 29/09/2023 | 650 | 1.6 | 763 | 1,607 | (844) |
| CVIC2301 | 27/10/2023 | 680 | 6.3 | 198 | 834 | (635) |
| CVRE2305 | 29/11/2023 | 770 | 0.0 | 370.3 | 704.7 | (334) |
| CVNM2301 | 27/10/2023 | 950 | 8.0 | 75 | 359 | (284) |
| CVPB2304 | 29/12/2023 | 580 | 1.8 | 838 | 1,114 | (275) |
| CVRE2306 | 28/02/2024 | 810 | (2.4) | 108 | 376 | (268) |
| CNVL2301 | 27/10/2023 | 1,250 | 4.2 | 11 | 250 | (238) |
| CPDR2301 | 27/10/2023 | 1,520 | 17.8 | 819 | 1,009 | (189) |
| CVNM2303 | 29/11/2023 | 1,020 | 6.3 | 63 | 239 | (176) |
| CMBB2305 | 29/12/2023 | 690 | 1.5 | 390 | 557 | (167) |

Source: FiinPro, KIS

Table 5. Covered warrant statistic by VN30 constituent

(VND bn, %, Shares)

| Underlying asset | Name | Industry | Market Cap | Foreign ownership | CW number | CW market cap | CW trading value | CW trading volume |
|------------------|-------------------------|------------------------|------------|-------------------|-----------|---------------|------------------|-------------------|
| ACB | Asia Commercial Bank | Financials | 84,284 | 30.0 | 2 | 14 | 2.1 | 2,522,200 |
| BCM | Becamex IDC Corp. | Real Estate | 82,904 | 2.7 | - | - | - | - |
| BID | BIDV | Financials | 224,093 | 17.1 | - | - | - | - |
| BVH | Bao Viet Group | Financials | 33,590 | 26.9 | - | - | - | - |
| CTG | VietinBank | Financials | 142,250 | 27.2 | - | - | - | - |
| FPT | FPT Corp | Information Technology | 95,630 | 49.0 | 5 | 38 | 9.1 | 15,517,500 |
| GAS | PetroVietnam Gas | Utilities | 183,739 | 2.9 | - | - | - | - |
| GVR | Viet Nam Rubber Group | Materials | 85,000 | 0.5 | - | - | - | - |
| HDB | HDBank | Financials | 46,155 | 19.6 | 1 | 2 | 1.0 | 1,730,800 |
| HPG | Hoa Phat Group | Materials | 159,616 | 25.9 | 14 | 326 | 22.1 | 9,626,712 |
| MBB | MBBank | Financials | 92,720 | 23.2 | 7 | 84 | 14.8 | 11,016,405 |
| MSN | Masan Group | Consumer Staples | 107,064 | 30.2 | 6 | 27 | 1.7 | 2,299,800 |
| MWG | Mobile World Investment | Consumer Discretionary | 66,567 | 49.0 | 7 | 55 | 8.0 | 10,381,902 |
| NVL | Novaland | Real Estate | 28,277 | 3.5 | 1 | 4 | 1.0 | 822,700 |
| PDR | Phat Dat Real Estate | Real Estate | 11,619 | 2.8 | 1 | 5 | 1.8 | 1,469,200 |
| PLX | Petrolimex | Energy | 51,205 | 17.7 | - | - | - | - |
| POW | PV Power | Utilities | 30,679 | 7.7 | 1 | 3 | 1.4 | 1,743,900 |
| SAB | SABECO | Consumer Staples | 96,833 | 62.4 | - | - | - | - |
| SSI | SSI Securities Corp. | Financials | 39,652 | 45.3 | - | - | - | - |
| STB | Sacombank | Financials | 55,802 | 25.3 | 12 | 265 | 34.7 | 14,233,500 |
| TCB | Techcombank | Financials | 110,969 | 22.5 | 5 | 69 | 7.2 | 4,839,000 |
| TPB | TPBank | Financials | 39,740 | 29.2 | 3 | 6 | 3.7 | 5,320,000 |
| VCB | Vietcombank | Financials | 496,914 | 23.6 | - | - | - | - |
| VHM | Vinhomes | Real Estate | 235,136 | 24.1 | 8 | 51 | 3.4 | 4,208,200 |
| VIB | VIBBank | Financials | 50,229 | 20.5 | 3 | 43 | 8.9 | 5,673,101 |
| VIC | VinGroup | Real Estate | 191,078 | 13.0 | 1 | 3 | 1.0 | 1,537,100 |
| VJC | Vietjet Air | Industrials | 50,803 | 17.5 | - | - | - | - |
| VNM | Vinamilk | Consumer Staples | 148,178 | 54.0 | - | 14 | - | - |
| VPB | VPBank | Financials | 133,257 | 16.9 | - | 21 | - | - |
| VRE | Vincom Retail | Real Estate | 61,353 | 32.6 | 9 | 97 | 8.0 | - |

Source: Bloomberg, Fiinpro, KIS

CW: Covered warrant

Table 6. Trading Covered warrant on HSX

(VND, %)

| No | CW Code | Covered Warrant | | | Underlying asset | | | | % Premium | Time to maturity | Last Trading Date |
|----|----------|-----------------|-------------|---------------|------------------|----------------|-----------------|---------------|-----------|------------------|-------------------|
| | | Executive ratio | Issue price | Closing price | Underlying | Exercise price | Breakeven price | Closing price | | | |
| 1 | CSTB2301 | 3.00000 : 1 | 2,500 | 1,130 | STB | 26,400 | 29,790 | 29,600 | (0.44) | 4 | 14/07/2023 |
| 2 | CSTB2302 | 2.00000 : 1 | 1,700 | 950 | STB | 28,200 | 30,100 | 29,600 | (1.46) | 19 | 04/08/2023 |
| 3 | CSTB2224 | 2.00000 : 1 | 2,700 | 5,100 | STB | 20,000 | 30,200 | 29,600 | (1.79) | 39 | 01/09/2023 |
| 4 | CHPG2305 | 2.00000 : 1 | 1,700 | 2,200 | HPG | 23,200 | 27,600 | 27,450 | (1.92) | 19 | 04/08/2023 |
| 5 | CACB2208 | 3.33860 : 1 | 1,400 | 1,320 | ACB | 17,945 | 22,352 | 21,700 | (2.20) | 39 | 01/09/2023 |
| 6 | CFPT2213 | 8.59770 : 1 | 1,800 | 1,510 | FPT | 64,053 | 77,036 | 75,300 | (2.70) | 39 | 01/09/2023 |
| 7 | CTPB2301 | 1.94320 : 1 | 1,000 | 930 | TPB | 16,841 | 18,648 | 18,050 | (2.73) | 19 | 04/08/2023 |
| 8 | CHPG2306 | 3.00000 : 1 | 1,380 | 2,620 | HPG | 20,000 | 27,860 | 27,450 | (2.84) | 86 | 07/11/2023 |
| 9 | CHPG2303 | 1.00000 : 1 | 2,800 | 4,000 | HPG | 23,900 | 27,900 | 27,450 | (2.98) | 3 | 13/07/2023 |
| 10 | CMBB2303 | 1.95070 : 1 | 1,100 | 420 | MBB | 20,288 | 21,107 | 20,450 | (3.21) | 19 | 04/08/2023 |
| 11 | CTCB2215 | 4.00000 : 1 | 1,700 | 1,610 | TCB | 26,500 | 32,940 | 31,550 | (3.43) | 39 | 01/09/2023 |
| 12 | CSTB2225 | 2.00000 : 1 | 2,900 | 5,140 | STB | 20,500 | 30,780 | 29,600 | (3.64) | 80 | 30/10/2023 |
| 13 | CMBB2214 | 1.95070 : 1 | 2,400 | 2,370 | MBB | 16,581 | 21,204 | 20,450 | (3.65) | 39 | 01/09/2023 |
| 14 | CFPT2302 | 8.59770 : 1 | 2,300 | 560 | FPT | 73,080 | 77,895 | 75,300 | (3.77) | 25 | 14/08/2023 |
| 15 | CHPG2226 | 2.00000 : 1 | 2,300 | 4,330 | HPG | 19,500 | 28,160 | 27,450 | (3.87) | 39 | 01/09/2023 |
| 16 | CHPG2227 | 2.00000 : 1 | 2,400 | 3,830 | HPG | 20,500 | 28,160 | 27,450 | (3.87) | 80 | 30/10/2023 |
| 17 | CSTB2303 | 2.00000 : 1 | 4,500 | 4,450 | STB | 22,000 | 30,900 | 29,600 | (4.01) | 86 | 07/11/2023 |
| 18 | CVIB2201 | 1.55720 : 1 | 2,400 | 3,100 | VIB | 15,960 | 20,787 | 19,800 | (4.51) | 39 | 01/09/2023 |
| 19 | CHPG2302 | 2.00000 : 1 | 2,120 | 4,180 | HPG | 20,000 | 28,360 | 27,450 | (4.55) | 55 | 25/09/2023 |
| 20 | CHPG2304 | 2.00000 : 1 | 2,700 | 2,680 | HPG | 23,000 | 28,360 | 27,450 | (4.55) | 25 | 14/08/2023 |
| 21 | CVIB2301 | 1.55720 : 1 | 1,700 | 430 | VIB | 20,212 | 20,882 | 19,800 | (4.94) | 19 | 04/08/2023 |
| 22 | CTPB2302 | 7.18750 : 1 | 1,000 | 690 | TPB | 14,215 | 19,174 | 18,050 | (5.39) | 59 | 29/09/2023 |
| 23 | CFPT2214 | 8.59770 : 1 | 1,900 | 1,620 | FPT | 65,343 | 79,271 | 75,300 | (5.44) | 80 | 30/10/2023 |
| 24 | CVPB2214 | 4.00000 : 1 | 1,100 | 1,000 | VPB | 17,000 | 21,000 | 19,850 | (5.48) | 39 | 01/09/2023 |
| 25 | CFPT2303 | 8.59770 : 1 | 1,510 | 630 | FPT | 73,940 | 79,357 | 75,300 | (5.54) | 86 | 07/11/2023 |
| 26 | CMBB2215 | 1.95070 : 1 | 2,500 | 2,120 | MBB | 17,557 | 21,692 | 20,450 | (5.82) | 80 | 30/10/2023 |
| 27 | CFPT2210 | 8.59770 : 1 | 2,350 | 350 | FPT | 77,379 | 80,388 | 75,300 | (6.76) | 36 | 29/08/2023 |
| 28 | CVPB2302 | 2.00000 : 1 | 2,400 | 1,370 | VPB | 18,600 | 21,340 | 19,850 | (6.98) | 25 | 14/08/2023 |
| 29 | CMBB2304 | 9.75370 : 1 | 1,000 | 720 | MBB | 14,955 | 21,978 | 20,450 | (7.04) | 59 | 29/09/2023 |
| 30 | CACB2301 | 1.66930 : 1 | 1,300 | 270 | ACB | 23,120 | 23,571 | 21,700 | (7.26) | 19 | 04/08/2023 |
| 31 | CHPG2310 | 4.00000 : 1 | 1,000 | 1,500 | HPG | 23,222 | 29,222 | 27,450 | (7.36) | 59 | 29/09/2023 |
| 32 | CTCB2216 | 4.00000 : 1 | 1,800 | 1,710 | TCB | 27,500 | 34,340 | 31,550 | (7.37) | 80 | 30/10/2023 |
| 33 | CTCB2301 | 3.00000 : 1 | 2,500 | 1,460 | TCB | 30,000 | 34,380 | 31,550 | (7.48) | 25 | 14/08/2023 |
| 34 | CVHM2219 | 5.00000 : 1 | 2,800 | 720 | VHM | 56,000 | 59,600 | 54,000 | (7.75) | 39 | 01/09/2023 |
| 35 | CHPG2308 | 4.00000 : 1 | 1,000 | 1,810 | HPG | 22,111 | 29,351 | 27,450 | (7.77) | 79 | 27/10/2023 |
| 36 | CHPG2311 | 4.00000 : 1 | 1,100 | 2,070 | HPG | 21,234 | 29,514 | 27,450 | (8.28) | 102 | 29/11/2023 |
| 37 | CVNM2301 | 10.00000 : 1 | 1,000 | 950 | VNM | 68,888 | 78,388 | 70,900 | (9.71) | 79 | 27/10/2023 |
| 38 | CMWG2303 | 20.00000 : 1 | 1,000 | 910 | MWG | 31,333 | 49,533 | 45,500 | (9.94) | 59 | 29/09/2023 |
| 39 | CVRE2301 | 4.00000 : 1 | 1,900 | 120 | VRE | 29,700 | 30,180 | 27,000 | (10.14) | 4 | 14/07/2023 |
| 40 | CVNM2302 | 10.00000 : 1 | 1,000 | 700 | VNM | 72,222 | 79,222 | 70,900 | (10.66) | 59 | 29/09/2023 |
| 41 | CSTB2307 | 5.00000 : 1 | 1,000 | 650 | STB | 29,999 | 33,249 | 29,600 | (10.79) | 59 | 29/09/2023 |
| 42 | CMSN2302 | 6.00000 : 1 | 3,300 | 3,270 | MSN | 66,000 | 85,620 | 75,200 | (11.12) | 227 | 22/05/2024 |
| 43 | CVHM2304 | 8.00000 : 1 | 1,100 | 1,040 | VHM | 53,555 | 61,875 | 54,000 | (11.14) | 102 | 29/11/2023 |
| 44 | CSTB2304 | 5.00000 : 1 | 1,000 | 960 | STB | 28,666 | 33,466 | 29,600 | (11.37) | 79 | 27/10/2023 |
| 45 | CTCB2302 | 3.00000 : 1 | 3,100 | 2,970 | TCB | 27,000 | 35,910 | 31,550 | (11.42) | 227 | 22/05/2024 |
| 46 | CMWG2301 | 7.00000 : 1 | 1,800 | 580 | MWG | 46,300 | 50,360 | 45,500 | (11.42) | 4 | 14/07/2023 |
| 47 | CHPG2307 | 4.00000 : 1 | 1,000 | 1,990 | HPG | 22,666 | 30,626 | 27,450 | (11.61) | 124 | 29/12/2023 |

| | | | | | | | | | | | | |
|----|----------|----------|-----|-------|-------|-----|---------|---------|--------|---------|-----|------------|
| 48 | CVNM2303 | 10.00000 | : 1 | 1,000 | 1,020 | VNM | 69,999 | 80,199 | 70,900 | (11.74) | 102 | 29/11/2023 |
| 49 | CVHM2302 | 4.00000 | : 1 | 3,800 | 3,080 | VHM | 50,000 | 62,320 | 54,000 | (11.78) | 227 | 22/05/2024 |
| 50 | CMSN2301 | 10.00000 | : 1 | 1,000 | 1,250 | MSN | 73,979 | 86,479 | 75,200 | (12.00) | 79 | 27/10/2023 |
| 51 | CSTB2308 | 5.00000 | : 1 | 1,100 | 1,190 | STB | 27,799 | 33,749 | 29,600 | (12.12) | 102 | 29/11/2023 |
| 52 | CMSN2303 | 10.00000 | : 1 | 1,000 | 860 | MSN | 77,999 | 86,599 | 75,200 | (12.12) | 59 | 29/09/2023 |
| 53 | CVPB2301 | 4.00000 | : 1 | 1,000 | 700 | VPB | 19,800 | 22,600 | 19,850 | (12.17) | 55 | 25/09/2023 |
| 54 | CVHM2301 | 8.00000 | : 1 | 1,000 | 720 | VHM | 56,879 | 62,639 | 54,000 | (12.23) | 79 | 27/10/2023 |
| 55 | CHPG2312 | 4.00000 | : 1 | 1,000 | 1,770 | HPG | 23,777 | 30,857 | 27,450 | (12.27) | 124 | 29/12/2023 |
| 56 | CMBB2305 | 9.75370 | : 1 | 1,000 | 690 | MBB | 16,580 | 23,310 | 20,450 | (12.36) | 124 | 29/12/2023 |
| 57 | CVRE2305 | 5.00000 | : 1 | 1,100 | 770 | VRE | 27,111 | 30,961 | 27,000 | (12.41) | 102 | 29/11/2023 |
| 58 | CVRE2303 | 3.00000 | : 1 | 2,500 | 1,990 | VRE | 25,000 | 30,970 | 27,000 | (12.43) | 227 | 22/05/2024 |
| 59 | CHPG2309 | 3.00000 | : 1 | 1,200 | 2,330 | HPG | 24,000 | 30,990 | 27,450 | (12.65) | 227 | 22/05/2024 |
| 60 | CTPB2303 | 7.18750 | : 1 | 1,000 | 690 | TPB | 15,812 | 20,771 | 18,050 | (12.67) | 124 | 29/12/2023 |
| 61 | CVHM2220 | 5.00000 | : 1 | 3,000 | 1,000 | VHM | 58,000 | 63,000 | 54,000 | (12.73) | 80 | 30/10/2023 |
| 62 | CVHM2216 | 8.00000 | : 1 | 1,900 | 130 | VHM | 62,000 | 63,040 | 54,000 | (12.79) | 36 | 29/08/2023 |
| 63 | CVRE2220 | 4.00000 | : 1 | 2,100 | 290 | VRE | 30,000 | 31,160 | 27,000 | (12.97) | 39 | 01/09/2023 |
| 64 | CVIB2302 | 1.66520 | : 1 | 2,000 | 2,220 | VIB | 19,150 | 22,847 | 19,800 | (13.12) | 227 | 22/05/2024 |
| 65 | CVRE2302 | 5.00000 | : 1 | 1,000 | 520 | VRE | 28,666 | 31,266 | 27,000 | (13.26) | 79 | 27/10/2023 |
| 66 | CVHM2303 | 8.00000 | : 1 | 1,000 | 460 | VHM | 59,888 | 63,568 | 54,000 | (13.51) | 59 | 29/09/2023 |
| 67 | CPOW2301 | 2.00000 | : 1 | 1,000 | 720 | POW | 13,979 | 15,419 | 13,100 | (13.81) | 79 | 27/10/2023 |
| 68 | CMWG2214 | 10.00000 | : 1 | 1,100 | 540 | MWG | 46,500 | 51,900 | 45,500 | (14.05) | 39 | 01/09/2023 |
| 69 | CMWG2305 | 4.00000 | : 1 | 2,000 | 4,000 | MWG | 36,000 | 52,000 | 45,500 | (14.21) | 227 | 22/05/2024 |
| 70 | CVNM2212 | 7.85950 | : 1 | 2,200 | 250 | VNM | 80,560 | 82,525 | 70,900 | (14.23) | 39 | 01/09/2023 |
| 71 | CPDR2301 | 4.00000 | : 1 | 1,000 | 1,520 | PDR | 14,222 | 20,302 | 17,300 | (14.25) | 79 | 27/10/2023 |
| 72 | CMBB2306 | 1.95070 | : 1 | 1,800 | 2,230 | MBB | 19,507 | 23,857 | 20,450 | (14.37) | 227 | 22/05/2024 |
| 73 | CMSN2304 | 10.00000 | : 1 | 1,200 | 1,320 | MSN | 75,678 | 88,878 | 75,200 | (14.38) | 102 | 29/11/2023 |
| 74 | CVRE2304 | 5.00000 | : 1 | 1,000 | 340 | VRE | 29,999 | 31,699 | 27,000 | (14.45) | 59 | 29/09/2023 |
| 75 | CHPG2313 | 4.00000 | : 1 | 1,100 | 2,090 | HPG | 23,333 | 31,693 | 27,450 | (14.59) | 167 | 28/02/2024 |
| 76 | CVIC2301 | 8.00000 | : 1 | 1,000 | 680 | VIC | 53,979 | 59,419 | 50,100 | (14.61) | 79 | 27/10/2023 |
| 77 | CVRE2216 | 4.00000 | : 1 | 1,650 | 200 | VRE | 31,000 | 31,800 | 27,000 | (14.72) | 36 | 29/08/2023 |
| 78 | CHDB2301 | 4.00000 | : 1 | 1,000 | 560 | HDB | 19,333 | 21,573 | 18,350 | (14.80) | 79 | 27/10/2023 |
| 79 | CMWG2304 | 20.00000 | : 1 | 1,000 | 920 | MWG | 33,999 | 52,399 | 45,500 | (14.86) | 124 | 29/12/2023 |
| 80 | CMWG2302 | 6.00000 | : 1 | 1,350 | 440 | MWG | 50,000 | 52,640 | 45,500 | (15.25) | 86 | 07/11/2023 |
| 81 | CSTB2305 | 5.00000 | : 1 | 1,000 | 1,180 | STB | 29,111 | 35,011 | 29,600 | (15.28) | 124 | 29/12/2023 |
| 82 | CVNM2304 | 10.00000 | : 1 | 1,200 | 1,320 | VNM | 70,999 | 84,199 | 70,900 | (15.94) | 167 | 28/02/2024 |
| 83 | CSTB2306 | 2.00000 | : 1 | 2,600 | 2,670 | STB | 30,000 | 35,340 | 29,600 | (16.07) | 227 | 22/05/2024 |
| 84 | CSTB2309 | 5.00000 | : 1 | 1,000 | 1,000 | STB | 30,555 | 35,555 | 29,600 | (16.58) | 124 | 29/12/2023 |
| 85 | CMWG2215 | 10.00000 | : 1 | 1,300 | 850 | MWG | 45,000 | 53,500 | 45,500 | (16.62) | 80 | 30/10/2023 |
| 86 | CVHM2305 | 8.00000 | : 1 | 1,200 | 1,120 | VHM | 57,777 | 66,737 | 54,000 | (17.62) | 167 | 28/02/2024 |
| 87 | CSTB2310 | 5.00000 | : 1 | 1,200 | 1,180 | STB | 30,333 | 36,233 | 29,600 | (18.14) | 167 | 28/02/2024 |
| 88 | CVPB2303 | 16.00000 | : 1 | 1,000 | 530 | VPB | 15,777 | 24,257 | 19,850 | (18.17) | 59 | 29/09/2023 |
| 89 | CMSN2305 | 10.00000 | : 1 | 1,300 | 1,640 | MSN | 76,789 | 93,189 | 75,200 | (18.34) | 167 | 28/02/2024 |
| 90 | CVRE2306 | 5.00000 | : 1 | 1,200 | 810 | VRE | 29,333 | 33,383 | 27,000 | (18.76) | 167 | 28/02/2024 |
| 91 | CVRE2221 | 4.00000 | : 1 | 2,100 | 370 | VRE | 32,500 | 33,980 | 27,000 | (20.19) | 80 | 30/10/2023 |
| 92 | CNVL2301 | 4.00000 | : 1 | 1,000 | 1,250 | NVL | 13,456 | 18,456 | 14,500 | (20.51) | 79 | 27/10/2023 |
| 93 | CVPB2212 | 2.66420 | : 1 | 1,700 | 150 | VPB | 24,644 | 25,044 | 19,850 | (20.74) | 36 | 29/08/2023 |
| 94 | CMBB2211 | 3.90150 | : 1 | 1,200 | 80 | MBB | 26,335 | 26,647 | 20,450 | (23.33) | 36 | 29/08/2023 |
| 95 | CVPB2304 | 16.00000 | : 1 | 1,000 | 580 | VPB | 16,999 | 26,279 | 19,850 | (24.46) | 124 | 29/12/2023 |
| 96 | CMSN2215 | 10.00000 | : 1 | 2,600 | 90 | MSN | 102,000 | 102,900 | 75,200 | (26.04) | 39 | 01/09/2023 |
| 97 | CTCB2212 | 4.00000 | : 1 | 2,100 | 60 | TCB | 44,000 | 44,240 | 31,550 | (28.10) | 36 | 29/08/2023 |

Source: Bloomberg, Fiinpro, KIS

CW: Covered warrant, Sort by % Premium

Global Disclaimer

■ General

This research report and marketing materials for Vietnamese securities are originally prepared and issued by the Research Center of KIS Vietnam Securities Corp., an organization licensed with the State Securities Commission of Vietnam. The analyst(s) who participated in preparing and issuing this research report and marketing materials is/are licensed and regulated by the State Securities Commission of Vietnam in Vietnam only. This report and marketing materials are copyrighted and may not be copied, redistributed, forwarded or altered in any way without the consent of KIS Vietnam Securities Corp..

This research report and marketing materials are for information purposes only. They are not and should not be construed as an offer or solicitation of an offer to purchase or sell any securities or other financial instruments or to participate in any trading strategy. This research report and marketing materials do not provide individually tailored investment advice. This research report and marketing materials do not take into account individual investor circumstances, objectives or needs, and are not intended as recommendations of particular securities, financial instruments or strategies to any particular investor. The securities and other financial instruments discussed in this research report and marketing materials may not be suitable for all investors. The recipient of this research report and marketing materials must make their own independent decisions regarding any securities or financial instruments mentioned herein and investors should seek the advice of a financial adviser. KIS Vietnam Securities Corp. does not undertake that investors will obtain any profits, nor will it share with investors any investment profits. KIS Vietnam Securities Corp., its affiliates, or their affiliates and directors, officers, employees or agents of each of them disclaim any and all responsibility or liability whatsoever for any loss (director consequential) or damage arising out of the use of all or any part of this report or its contents or otherwise arising in connection therewith. Information and opinions contained herein are subject to change without notice and may differ or be contrary to opinions expressed by other business areas or KIS Vietnam Securities Corp. The final investment decision is based on the client's judgment, and this research report and marketing materials cannot be used as evidence in any legal dispute related to investment decisions.

■ Country-specific disclaimer

United States: This report is distributed in the U.S. by Korea Investment & Securities America, Inc., a member of FINRA/SIPC, and is only intended for major U.S. institutional investors as defined in Rule 15a-6(a)(2) under the U.S. Securities Exchange Act of 1934. All U.S. persons that receive this document by their acceptance thereof represent and warrant that they are a major U.S. institutional investor and have not received this report under any express or implied understanding that they will direct commission income to Korea Investment & Securities, Co., Ltd. or its affiliates. Pursuant to Rule 15a-6(a)(3), any U.S. recipient of this document wishing to effect a transaction in any securities discussed herein should contact and place orders with Korea Investment & Securities America, Inc., which accepts responsibility for the contents of this report in the U.S. The securities described in this report may not have been registered under the U.S. Securities Act of 1933, as amended, and, in such case, may not be offered or sold in the U.S. or to U.S. person absent registration or an applicable exemption from the registration requirement.

United Kingdom: This report is not an invitation nor is it intended to be an inducement to engage in investment activity for the purpose of section 21 of the Financial Services and Markets Act 2000 of the United Kingdom ("FSMA"). To the extent that this report does constitute such an invitation or inducement, it is directed only at (i) persons who are investment professionals within the meaning of Article 19(5) of the Financial Services and Markets Act 2000 (Financial Promotion) Order 2005 (as amended) of the United Kingdom (the "Financial Promotion Order"); (ii) persons who fall within Articles 49(2)(a) to (d) ("high net worth companies, unincorporated associations etc.") of the Financial Promotion Order; and (iii) any other persons to whom this report can, for the purposes of section 21 of FSMA, otherwise lawfully be made (all such persons together being referred to as "relevant persons"). Any investment or investment activity to which this report relates is available only to relevant persons and will be engaged in only with relevant persons. Persons who are not relevant persons must not act or rely on this report.

Hong Kong: This research report and marketing materials may be distributed in Hong Kong to institutional clients by Korea Investment & Securities Asia Limited (KISA), a Hong Kong representative subsidiary of Korea Investment & Securities Co., Ltd., and may not otherwise be distributed to any other party. KISA provides equity sales service to institutional clients in Hong Kong for Korean securities under its sole discretion, and is thus solely responsible for provision of the aforementioned equity selling activities in Hong Kong. All requests by and correspondence with Hong Kong investors involving securities discussed in this report and marketing materials must be effected through KISA, which is registered with The Securities & Futures Commission (SFC) of Hong Kong. Korea Investment & Securities Co., Ltd. is not a registered financial institution under Hong Kong's SFC.

Singapore: This report is provided pursuant to the financial advisory licensing exemption under Regulation 27(1)(e) of the Financial Advisers Regulation of Singapore and accordingly may only be provided to persons in Singapore who are "institutional investors" as defined in Section 4A of the Securities and Futures Act, Chapter 289 of Singapore. This report is intended only for the person to whom Korea Investment & Securities Co., Ltd. has provided this report and such person may not send, forward or transmit in any way this report or any copy of this report to any other person. Please contact Korea Investment & Securities Singapore Pte Ltd in respect of any matters arising from, or in connection with, the analysis or report (Contact Number: 65 6501 5600).

Copyright © 2023 KIS Vietnam Securities Corp. All rights reserved. No part of this report may be reproduced or distributed in any manner without permission of KIS Vietnam Securities Corp.