

Trading activity is more active

Market overview

Last week, trading value slightly increased across the covered warrant market. Particularly, trading value was increased to VND46bn. Besides, trading volume continued to increase, recording at 221mn, up 15% WoW. With trading value by underlying asset, covered warrants which have FPT as the underlying asset attracted the most of trading interest, followed by HPG and VPB. By tickers, CFPT2207 (-48.3%) kept attracting the most trading interest, followed by CMBB2213 (6.3%) and CHPG2215 (-21.2%).

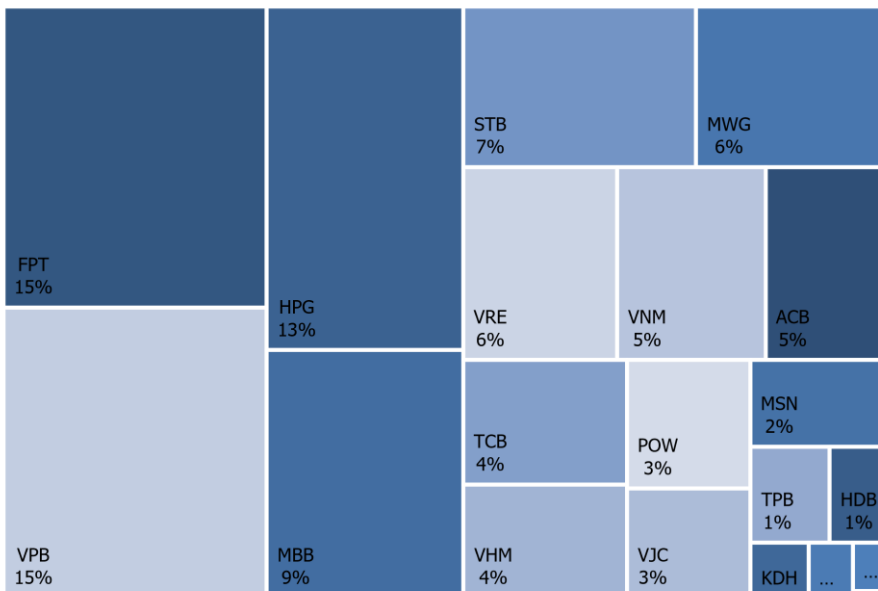
Foreign trading activity

With foreign trading activity, supply overwhelmed demand and the market ended up to be slightly net sold, net sell value was VND1.4bn. By underlying asset, covered warrants which have STB as the underlying asset absorbed the highest trading value from foreigners, accounting for 24% of foreign trading value, followed by VNM and VHM.

By tickers, CVNM2217 (-23.8%), CTCB2212 (-8.7%), and CVRE2211 (44.0%) attracted most of foreign demand whilst large sell orders were placed on CHPG2204 (-36.8%), CVNM2207 (8.2%), and CSTB2222 (8.6%).

Note: The covered warrant market is commonly used for short-term trading which means volatility level is extremely high. Notably, covered warrant has the positive correlation with its underlying, the short-term fluctuation in the underlying price could lead to the big move in covered warrant.

Figure 1. CW trading value by underlying asset



Source: FiinPro, KIS

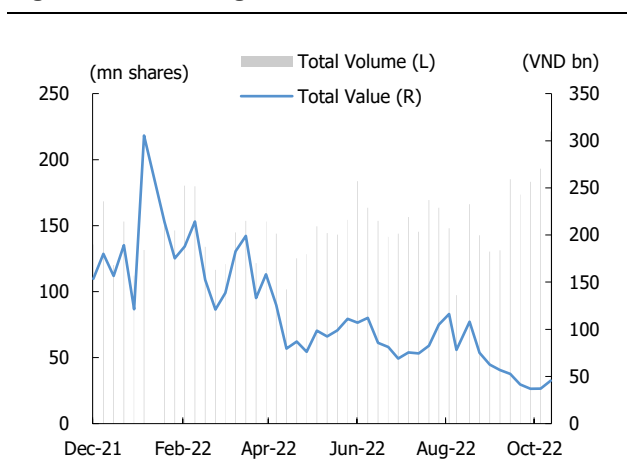
Table 1. Weekly market overview

Number of CW	137
Trading volume (share mn)	221
Trading value (VND bn)	46
Increasing CW	28
Decreasing CW	80
Unchanged CW	17

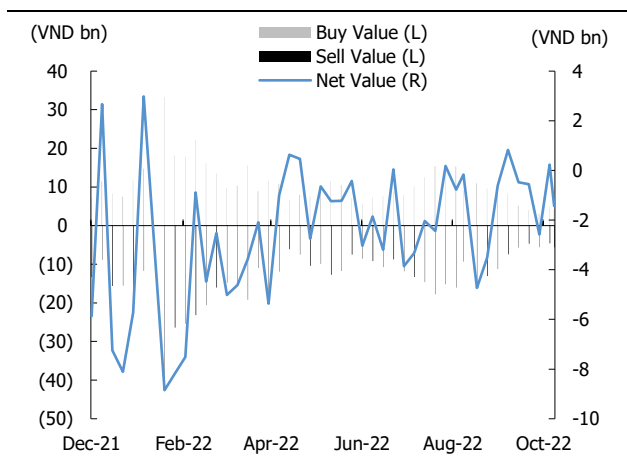
Source: Fiinpro, KIS

Dang Le

Dang.lh@kisvn.vn

Figure 2. CW trading value and volume

Source: FiinPro, KIS

Figure 3. Weekly net foreign buy/sell

Source: FiinPro, KIS

Table 3. Top 10 foreign net buys

(VND, %WoW, VND bn)

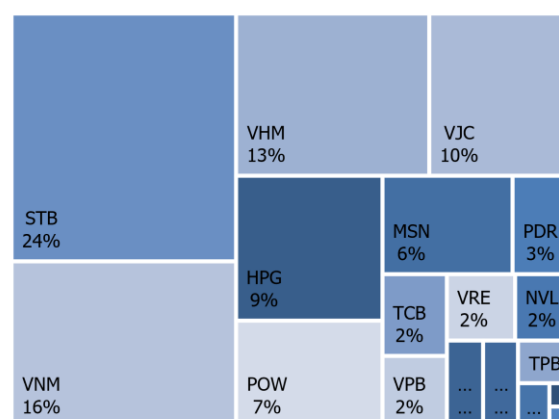
Ticker	Last Trading Date	Price	% Chg	Buy	Sell	Net
CVHM2217	01/03/2023	320	(23.8)	860	413	447
CTCB2212	31/08/2023	210	(8.7)	228	-	228
CVRE2211	28/03/2023	360	44.0	121	21	100
CVJC2206	10/03/2023	150	(44.4)	492	403	89
CHPG2221	31/03/2023	70	(12.5)	83	-	83
CSTB2215	28/03/2023	260	8.3	868	794	75
CMSN2212	10/03/2023	180	(28.0)	199	134	65
CMBB2211	31/08/2023	220	(24.1)	41	-	41
CVPB2212	31/08/2023	430	4.9	40	-	40
CSTB2213	03/01/2023	40	-	36	5	31

Source: FiinPro, KIS
Data as of 31 Oct-04 Nov 2022**Table 2. Top 10 trading value**

(VND, %WoW, VND bn)

Ticker	Last Trading Date	Price	% Chg	Trading value
CFPT2207	12/12/2022	760	(48.3)	3.47
CMBB2213	06/06/2023	1,190	6.3	2.59
CHPG2225	06/06/2023	670	(21.2)	2.42
CVPB2211	31/03/2023	320	(8.6)	1.89
CVPB2213	02/03/2023	940	20.5	1.74
CHPG2221	31/03/2023	70	(12.5)	1.48
CMWG2213	06/06/2023	1,030	-	1.44
CSTB2215	28/03/2023	260	8.3	1.36
CVPB2212	31/08/2023	430	4.9	1.21
CVNM2207	28/03/2023	1,190	8.2	1.04

Source: FiinPro, KIS

Figure 4. Foreign trading by underlying asset

Source: FiinPro, KIS

Table 4. Top 10 foreign net sells

(VND, %WoW, VND bn)

Ticker	Last Trading Date	Price	% Chg	Buy	Sell	Net
CHPG2224	01/03/2023	120	(36.8)	235	619	(384)
CVNM2207	28/03/2023	1,190	8.2	391	734	(343)
CSTB2222	01/03/2023	380	8.6	269	529	(259)
CHDB2210	10/03/2023	110	(38.9)	135	270	(135)
CPOW2209	10/04/2023	140	(6.7)	92	200	(108)
CKDH2209	28/03/2023	70	(22.2)	30	123	(93)
CVHM2211	28/03/2023	90	(40.0)	9	83	(75)
CVJC2204	28/03/2023	170	(32.0)	73	142	(69)
CSTB2223	01/03/2023	310	19.2	79	147	(68)
CNVL2208	28/03/2023	190	(50.0)	5	66	(61)

Source: FiinPro, KIS
Data as of 31 Oct-04 Nov 2022

Table 5. Covered warrant statistic by VN30 constituent

(VND bn, %, Shares)

Underlying asset	Name	Industry	Market Cap	Foreign ownership	CW number	CW market cap	CW trading value	CW trading volume
ACB	Asia Commercial Bank	Financials	69,744	30.0	4	12	1.9	8,933,600
BID	BIDV	Financials	168,449	16.9	-	-	-	-
BVH	Bao Viet Group	Financials	36,300	26.4	-	-	-	-
CTG	VietinBank	Financials	112,214	26.9	-	-	-	-
FPT	FPT Corp	Information Technology	79,644	49.0	9	38	6.2	7,692,500
GAS	PetroVietnam Gas	Utilities	216,085	3.0	-	-	-	-
GVR	Viet Nam Rubber Group	Materials	49,800	0.5	-	-	-	-
HDB	HDBank	Financials	36,094	18.0	5	2	0.5	2,977,000
HPG	Hoa Phat Group	Materials	79,663	18.5	12	19	5.2	38,979,200
KDH	Khang Dien House	Real Estate	14,301	28.9	7	2	0.3	5,226,300
MBB	MBBank	Financials	76,851	23.2	8	14	3.8	12,092,400
MSN	Masan Group	Consumer Staples	120,305	29.5	10	7	0.9	4,095,800
MWG	Mobile World Investment	Consumer Discretionary	62,713	49.0	9	12	2.4	13,081,030
NVL	Novaland	Real Estate	108,801	5.2	6	5	0.2	976,400
PDR	Phat Dat Real Estate	Real Estate	23,440	2.7	3	1	0.1	940,700
PLX	Petrolimex	Energy	36,657	17.3	-	-	-	-
POW	PV Power	Utilities	22,927	3.0	8	4	1.2	6,143,900
SAB	SABECO	Consumer Staples	117,996	62.7	-	-	-	-
SSI	SSI Securities Corp.	Financials	21,295	34.1	-	-	-	-
STB	Sacombank	Financials	29,221	19.9	11	12	2.9	15,856,900
TCB	Techcombank	Financials	83,534	22.5	9	11	1.6	12,914,200
TPB	Tien Phong Bank	Financials	31,793	30.0	3	5	0.6	6,998,100
VCB	Vietcombank	Financials	339,795	23.6	-	-	-	-
VHM	Vinhomes	Real Estate	191,157	23.0	11	17	1.4	7,983,500
VIB	VIBBank	Financials	38,887	20.5	-	-	-	-
VIC	VinGroup	Real Estate	203,664	12.0	-	-	-	-
VJC	Vietjet Air	Industrials	54,269	16.3	4	1	1.1	5,553,100
VNM	Vinamilk	Consumer Staples	171,794	55.5	5	44	2.2	1,819,600
VPB	VPBank	Financials	114,796	17.6	9	19	5.9	13,832,600
VRE	Vincom Retail	Real Estate	57,944	31.7	12	41	2.3	5,142,000

Source: Bloomberg, Fiinpro, KIS

CW: Covered warrant

Table 6. Trading Covered warrant on HSX

(VND, %)

No	CW Code	Covered Warrant			Underlying asset				% Premium	Time to maturity	Last Trading Date
		Executive ratio	Issue price	Closing price	Underlying	Exercise price	Breakeven price	Closing price			
1	CVNM2208	10.00000 : 1	1,100	820	VNM	75,999	84,199	80,000	(4.3)	21	07/12/2022
2	CFPT2207	5.93100 : 1	3,000	770	FPT	74,138	78,705	72,900	(6.8)	23	09/12/2022
3	CVNM2211	6.00000 : 1	2,500	3,300	VNM	68,000	87,800	80,000	(8.2)	148	02/06/2023
4	CVNM2207	15.47470 : 1	1,100	1,250	VNM	68,668	88,011	80,000	(8.4)	98	24/03/2023
5	CVNM2210	5.00000 : 1	2,700	3,050	VNM	73,000	88,250	80,000	(8.7)	80	28/02/2023
6	CVPB2208	1.99820 : 1	3,000	260	VPB	18,650	19,170	16,950	(10.0)	23	09/12/2022
7	CVPB2209	10.65690 : 1	1,000	140	VPB	17,903	19,395	16,950	(11.1)	21	07/12/2022
8	CVNM2209	16.00000 : 1	1,000	860	VNM	76,888	90,648	80,000	(11.1)	86	08/03/2023
9	CFPT2212	10.00000 : 1	1,870	1,290	FPT	70,000	82,900	72,900	(11.5)	148	02/06/2023
10	CPNJ2203	24.67860 : 1	1,300	130	PNJ	108,585	111,793	94,900	(12.3)	38	30/12/2022
11	CVRE2210	4.00000 : 1	2,300	160	VRE	28,800	29,440	26,000	(12.7)	19	05/12/2022
12	CVRE2214	2.00000 : 1	2,050	360	VRE	29,000	29,720	26,000	(13.5)	38	30/12/2022
13	CMBB2213	3.00000 : 1	1,550	1,100	MBB	17,000	20,300	17,900	(13.7)	148	02/06/2023
14	CVRE2217	2.00000 : 1	2,500	1,190	VRE	27,500	29,880	26,000	(14.0)	80	28/02/2023
15	CACB2205	2.00000 : 1	3,000	280	ACB	24,000	24,560	20,150	(14.3)	23	09/12/2022
16	CVRE2212	2.00000 : 1	1,000	150	VRE	30,000	30,300	26,000	(15.1)	46	11/01/2023
17	CMBB2207	8.33330 : 1	1,000	140	MBB	19,547	20,714	17,900	(15.4)	38	30/12/2022
18	CFPT2208	4.00000 : 1	3,950	440	FPT	85,000	86,760	72,900	(15.4)	38	30/12/2022
19	CVRE2218	5.00000 : 1	1,000	550	VRE	27,888	30,638	26,000	(16.1)	79	27/02/2023
20	CFPT2204	8.15960 : 1	2,900	130	FPT	86,492	87,553	72,900	(16.2)	19	05/12/2022
21	CVPB2204	10.65690 : 1	1,000	20	VPB	20,573	20,786	16,950	(17.0)	3	11/11/2022
22	CFPT2211	10.00000 : 1	1,500	450	FPT	85,000	89,500	72,900	(18.0)	80	28/02/2023
23	CTCB2214	3.00000 : 1	2,470	1,150	TCB	27,000	30,450	25,500	(18.3)	148	02/06/2023
24	CVRE2209	8.00000 : 1	1,000	90	VRE	30,888	31,608	26,000	(18.7)	33	23/12/2022
25	CVRE2215	2.00000 : 1	2,600	810	VRE	30,000	31,620	26,000	(18.7)	101	29/03/2023
26	CVRE2211	8.00000 : 1	1,000	350	VRE	28,888	31,688	26,000	(18.9)	98	24/03/2023
27	CACB2206	2.00000 : 1	1,600	250	ACB	25,500	26,000	20,150	(19.0)	38	30/12/2022
28	CVHM2217	10.00000 : 1	1,000	310	VHM	51,999	55,099	44,500	(19.4)	79	27/02/2023
29	CVPB2213	1.33210 : 1	2,900	850	VPB	20,315	21,447	16,950	(19.6)	80	28/02/2023
30	CFPT2206	4.94250 : 1	1,000	70	FPT	90,943	91,289	72,900	(19.6)	23	09/12/2022
31	CVRE2219	3.00000 : 1	1,050	1,010	VRE	29,000	32,030	26,000	(19.7)	148	02/06/2023
32	CMBB2212	10.00000 : 1	1,000	420	MBB	17,777	21,977	17,900	(20.3)	79	27/02/2023
33	CTPB2204	10.00000 : 1	1,000	240	TPB	23,888	26,288	21,300	(20.3)	98	24/03/2023
34	CFPT2209	10.00000 : 1	1,850	430	FPT	88,000	92,300	72,900	(20.5)	101	29/03/2023
35	CFPT2205	5.93100 : 1	1,000	90	FPT	91,931	92,465	72,900	(20.6)	46	11/01/2023
36	CMWG2209	20.00000 : 1	1,000	110	MWG	56,999	59,199	46,050	(22.0)	23	09/12/2022
37	CACB2207	4.00000 : 1	1,100	370	ACB	25,500	26,980	20,150	(22.0)	101	29/03/2023
38	CMSN2214	10.00000 : 1	1,640	800	MSN	100,000	108,000	84,300	(22.0)	148	02/06/2023
39	CMWG2213	6.00000 : 1	2,760	890	MWG	54,000	59,340	46,050	(22.1)	148	02/06/2023
40	CVJC2205	16.00000 : 1	1,300	40	VJC	129,999	130,639	100,100	(22.2)	21	07/12/2022
41	CVPB2207	1.33210 : 1	1,200	170	VPB	21,980	22,206	16,950	(22.3)	46	11/01/2023
42	CHPG2225	3.00000 : 1	1,550	540	HPG	17,000	18,620	14,650	(22.6)	148	02/06/2023
43	CMBB2208	1.66670 : 1	3,000	100	MBB	22,500	22,667	17,900	(22.7)	33	23/12/2022
44	CHDB2207	2.39870 : 1	2,500	120	HDB	19,590	19,878	15,400	(22.8)	19	05/12/2022
45	CVPB2210	1.33210 : 1	2,000	100	VPB	22,313	22,446	16,950	(23.1)	38	30/12/2022
46	CVJC2203	20.00000 : 1	1,400	60	VJC	131,131	132,331	100,100	(23.2)	33	23/12/2022
47	CSTB2222	4.00000 : 1	1,000	350	STB	20,222	21,622	16,600	(23.5)	79	27/02/2023

48	CHDB2208	3.99790	: 1	1,100	220	HDB	19,189	20,069	15,400	(23.6)	98	24/03/2023
49	CPNJ2205	5.95370	: 1	1,100	110	PNJ	128,004	128,659	94,900	(23.8)	46	11/01/2023
50	CVHM2218	6.00000	: 1	1,650	720	VHM	54,000	58,320	44,500	(23.8)	148	02/06/2023
51	CVRE2213	5.00000	: 1	1,100	380	VRE	31,999	33,899	26,000	(24.2)	86	08/03/2023
52	CMSN2211	10.00000	: 1	1,900	120	MSN	109,999	111,199	84,300	(24.2)	21	07/12/2022
53	CVRE2216	4.00000	: 1	1,650	740	VRE	31,000	33,960	26,000	(24.3)	210	29/08/2023
54	CFPT2210	10.00000	: 1	2,350	780	FPT	90,000	97,800	72,900	(25.0)	210	29/08/2023
55	CHPG2216	3.00000	: 1	3,000	90	HPG	19,000	19,270	14,650	(25.2)	33	23/12/2022
56	CTPB2205	2.00000	: 1	4,000	30	TPB	28,000	28,060	21,300	(25.4)	23	09/12/2022
57	CTPB2206	2.00000	: 1	2,350	40	TPB	28,000	28,080	21,300	(25.4)	38	30/12/2022
58	CSTB2223	4.00000	: 1	1,000	280	STB	21,111	22,231	16,600	(25.6)	79	27/02/2023
59	CVJC2206	20.00000	: 1	1,300	200	VJC	132,999	136,999	100,100	(25.8)	86	08/03/2023
60	CNVL2208	16.00000	: 1	1,200	80	NVL	79,999	81,279	59,900	(25.9)	98	24/03/2023
61	CMSN2213	10.00000	: 1	2,100	390	MSN	110,000	113,900	84,300	(26.0)	80	28/02/2023
62	CVHM2214	4.00000	: 1	2,400	40	VHM	60,000	60,160	44,500	(26.2)	38	30/12/2022
63	CVJC2204	20.00000	: 1	1,500	210	VJC	133,979	138,179	100,100	(26.4)	98	24/03/2023
64	CMSN2205	19.85390	: 1	1,200	80	MSN	113,146	114,734	84,300	(26.6)	33	23/12/2022
65	CNVL2205	16.00000	: 1	1,100	20	NVL	81,888	82,208	59,900	(26.7)	33	23/12/2022
66	CPOW2210	1.00000	: 1	1,870	810	POW	13,000	13,810	9,800	(27.1)	148	02/06/2023
67	CVHM2215	6.00000	: 1	2,100	170	VHM	60,000	61,020	44,500	(27.2)	101	29/03/2023
68	CMWG2208	8.00000	: 1	3,000	70	MWG	63,000	63,560	46,050	(27.3)	33	23/12/2022
69	CTCB2209	3.00000	: 1	3,000	90	TCB	34,000	34,270	25,500	(27.4)	33	23/12/2022
70	CVPB2211	1.33210	: 1	2,450	370	VPB	23,312	23,805	16,950	(27.5)	101	29/03/2023
71	CMSN2210	8.00000	: 1	1,000	90	MSN	116,000	116,720	84,300	(27.8)	46	11/01/2023
72	CMSN2209	19.85390	: 1	1,400	310	MSN	111,413	117,568	84,300	(28.3)	98	24/03/2023
73	CPOW2205	1.00000	: 1	1,000	180	POW	13,900	14,080	9,800	(28.5)	46	11/01/2023
74	CMSN2212	20.00000	: 1	1,100	280	MSN	112,233	117,833	84,300	(28.5)	86	08/03/2023
75	CNVL2207	10.00000	: 1	1,270	30	NVL	84,000	84,300	59,900	(28.5)	42	05/01/2023
76	CNVL2206	16.00000	: 1	1,000	20	NVL	83,999	84,319	59,900	(28.6)	38	30/12/2022
77	CMBB2209	2.00000	: 1	1,550	30	MBB	24,500	24,560	17,900	(28.7)	38	30/12/2022
78	CHDB2209	3.19830	: 1	1,100	30	HDB	21,483	21,579	15,400	(28.9)	21	07/12/2022
79	CMWG2210	20.00000	: 1	1,000	310	MWG	58,999	65,199	46,050	(29.1)	86	08/03/2023
80	CPOW2207	4.00000	: 1	1,000	50	POW	14,111	14,311	9,800	(29.6)	23	09/12/2022
81	CPDR2206	10.00000	: 1	1,000	130	PDR	51,888	53,188	37,500	(29.7)	79	27/02/2023
82	CSTB2215	5.00000	: 1	1,100	290	STB	22,222	23,672	16,600	(30.1)	98	24/03/2023
83	CSTB2214	2.00000	: 1	1,630	400	STB	23,000	23,800	16,600	(30.5)	42	05/01/2023
84	CSTB2211	8.00000	: 1	1,000	60	STB	23,333	23,813	16,600	(30.5)	33	23/12/2022
85	CNVL2209	10.00000	: 1	1,300	20	NVL	86,868	87,068	59,900	(30.8)	21	07/12/2022
86	CPNJ2204	9.87150	: 1	2,090	140	PNJ	141,160	142,542	94,900	(31.2)	42	05/01/2023
87	CPOW2206	2.00000	: 1	1,500	40	POW	14,567	14,647	9,800	(31.3)	21	07/12/2022
88	CPDR2205	16.00000	: 1	1,000	90	PDR	52,999	54,439	37,500	(31.3)	98	24/03/2023
89	CVHM2216	8.00000	: 1	1,900	340	VHM	62,000	64,720	44,500	(31.4)	210	29/08/2023
90	CVHM2212	5.00000	: 1	3,000	10	VHM	65,000	65,050	44,500	(31.7)	23	09/12/2022
91	CVHM2213	16.00000	: 1	1,000	70	VHM	63,979	65,099	44,500	(31.8)	86	08/03/2023
92	CMBB2210	2.00000	: 1	2,000	150	MBB	25,500	25,800	17,900	(32.1)	101	29/03/2023
93	CNVL2210	16.00000	: 1	1,100	30	NVL	88,888	89,368	59,900	(32.6)	86	08/03/2023
94	CVPB2212	2.66420	: 1	1,700	430	VPB	24,644	25,790	16,950	(33.1)	210	29/08/2023
95	CSTB2213	8.00000	: 1	1,000	40	STB	24,444	24,764	16,600	(33.2)	38	30/12/2022
96	CSTB2220	2.00000	: 1	2,100	150	STB	24,500	24,800	16,600	(33.3)	80	28/02/2023
97	CVHM2211	16.00000	: 1	1,000	110	VHM	64,999	66,759	44,500	(33.5)	98	24/03/2023
98	CPOW2204	5.00000	: 1	1,000	240	POW	13,979	15,179	9,800	(33.7)	98	24/03/2023

99	CMSN2207	9.92690	: 1	1,940	60	MSN	128,058	128,654	84,300	(34.5)	42	05/01/2023
100	CHDB2210	3.99790	: 1	1,000	90	HDB	23,098	23,458	15,400	(34.6)	86	08/03/2023
101	CTCB2213	4.00000	: 1	1,700	130	TCB	38,000	38,520	25,500	(35.4)	80	28/02/2023
102	CPDR2204	16.00000	: 1	1,000	20	PDR	57,979	58,299	37,500	(35.8)	38	30/12/2022
103	CHPG2224	4.00000	: 1	1,000	100	HPG	22,222	22,622	14,650	(36.3)	79	27/02/2023
104	CHDB2206	6.39660	: 1	1,000	20	HDB	23,986	24,114	15,400	(36.4)	38	30/12/2022
105	CSTB2217	2.00000	: 1	2,000	30	STB	26,000	26,060	16,600	(36.5)	38	30/12/2022
106	CHPG2223	2.00000	: 1	2,300	150	HPG	22,500	22,800	14,650	(36.8)	80	28/02/2023
107	CMSN2206	19.85390	: 1	1,000	50	MSN	132,359	133,352	84,300	(36.8)	38	30/12/2022
108	CVHM2209	15.54610	: 1	1,000	30	VHM	69,979	70,445	44,500	(36.9)	33	23/12/2022
109	CMBB2211	4.00000	: 1	1,200	200	MBB	27,000	27,800	17,900	(37.0)	210	29/08/2023
110	CPOW2208	4.00000	: 1	1,000	190	POW	15,222	15,982	9,800	(37.0)	86	08/03/2023
111	CTCB2210	2.00000	: 1	2,700	30	TCB	40,000	40,060	25,500	(37.9)	38	30/12/2022
112	CTCB2208	2.00000	: 1	4,000	40	TCB	40,000	40,080	25,500	(37.9)	33	23/12/2022
113	CMWG2211	10.00000	: 1	1,150	30	MWG	75,000	75,300	46,050	(38.6)	38	30/12/2022
114	CMWG2212	10.00000	: 1	1,650	80	MWG	75,000	75,800	46,050	(39.1)	101	29/03/2023
115	CHPG2220	2.00000	: 1	1,500	20	HPG	24,000	24,040	14,650	(40.1)	38	30/12/2022
116	CKDH2208	4.54310	: 1	2,400	60	KDH	35,891	36,164	21,450	(40.4)	19	05/12/2022
117	CHPG2215	10.00000	: 1	1,000	120	HPG	22,999	24,199	14,650	(40.5)	98	24/03/2023
118	CTCB2211	4.00000	: 1	1,650	50	TCB	42,000	42,200	25,500	(41.0)	101	29/03/2023
119	CSTB2216	2.00000	: 1	1,700	40	STB	27,979	28,059	16,600	(41.1)	21	07/12/2022
120	CPOW2209	4.00000	: 1	1,000	190	POW	16,333	17,093	9,800	(41.1)	108	07/04/2023
121	CSTB2218	2.00000	: 1	2,100	80	STB	28,000	28,160	16,600	(41.3)	101	29/03/2023
122	CKDH2209	7.26900	: 1	1,200	70	KDH	36,344	36,853	21,450	(41.5)	98	24/03/2023
123	CTCB2207	3.00000	: 1	1,000	50	TCB	43,000	43,150	25,500	(42.3)	46	11/01/2023
124	CHPG2218	4.00000	: 1	1,100	30	HPG	24,888	25,008	14,650	(42.4)	21	07/12/2022
125	CHPG2217	2.00000	: 1	3,000	20	HPG	25,000	25,040	14,650	(42.5)	33	23/12/2022
126	CHPG2221	4.00000	: 1	1,000	60	HPG	25,000	25,240	14,650	(42.9)	101	29/03/2023
127	CTCB2212	4.00000	: 1	2,100	170	TCB	44,000	44,680	25,500	(44.3)	210	29/08/2023
128	CPOW2202	5.00000	: 1	1,000	20	POW	17,999	18,099	9,800	(44.4)	3	11/11/2022
129	CVHM2210	16.00000	: 1	1,000	20	VHM	79,999	80,319	44,500	(44.7)	38	30/12/2022
130	CKDH2210	4.00000	: 1	3,000	80	KDH	39,000	39,320	21,450	(45.2)	33	23/12/2022
131	CKDH2213	2.00000	: 1	2,700	20	KDH	40,000	40,040	21,450	(46.2)	38	30/12/2022
132	CHPG2219	5.00000	: 1	1,000	60	HPG	26,888	27,188	14,650	(47.0)	86	08/03/2023
133	CKDH2211	2.00000	: 1	3,100	20	KDH	40,888	40,928	21,450	(47.3)	21	07/12/2022
134	CMWG2206	4.97110	: 1	2,590	40	MWG	88,060	88,259	46,050	(47.7)	42	05/01/2023
135	CHPG2212	7.56450	: 1	1,000	20	HPG	27,829	27,980	14,650	(48.5)	33	23/12/2022
136	CKDH2212	8.00000	: 1	1,000	70	KDH	41,999	42,559	21,450	(49.4)	86	08/03/2023
137	CHPG2214	7.56450	: 1	1,000	20	HPG	28,744	28,895	14,650	(50.1)	38	30/12/2022

Source: Bloomberg, Fiinpro, KIS

CW: Covered warrant, Sort by % Premium

Global Disclaimer

■ General

This research report and marketing materials for Vietnamese securities are originally prepared and issued by the Research Center of KIS Vietnam Securities Corp., an organization licensed with the State Securities Commission of Vietnam. The analyst(s) who participated in preparing and issuing this research report and marketing materials is/are licensed and regulated by the State Securities Commission of Vietnam in Vietnam only. This report and marketing materials are copyrighted and may not be copied, redistributed, forwarded or altered in any way without the consent of KIS Vietnam Securities Corp..

This research report and marketing materials are for information purposes only. They are not and should not be construed as an offer or solicitation of an offer to purchase or sell any securities or other financial instruments or to participate in any trading strategy. This research report and marketing materials do not provide individually tailored investment advice. This research report and marketing materials do not take into account individual investor circumstances, objectives or needs, and are not intended as recommendations of particular securities, financial instruments or strategies to any particular investor. The securities and other financial instruments discussed in this research report and marketing materials may not be suitable for all investors. The recipient of this research report and marketing materials must make their own independent decisions regarding any securities or financial instruments mentioned herein and investors should seek the advice of a financial adviser. KIS Vietnam Securities Corp. does not undertake that investors will obtain any profits, nor will it share with investors any investment profits. KIS Vietnam Securities Corp., its affiliates, or their affiliates and directors, officers, employees or agents of each of them disclaim any and all responsibility or liability whatsoever for any loss (director consequential) or damage arising out of the use of all or any part of this report or its contents or otherwise arising in connection therewith. Information and opinions contained herein are subject to change without notice and may differ or be contrary to opinions expressed by other business areas or KIS Vietnam Securities Corp. The final investment decision is based on the client's judgment, and this research report and marketing materials cannot be used as evidence in any legal dispute related to investment decisions.

■ Country-specific disclaimer

United States: This report is distributed in the U.S. by Korea Investment & Securities America, Inc., a member of FINRA/SIPC, and is only intended for major U.S. institutional investors as defined in Rule 15a-6(a)(2) under the U.S. Securities Exchange Act of 1934. All U.S. persons that receive this document by their acceptance thereof represent and warrant that they are a major U.S. institutional investor and have not received this report under any express or implied understanding that they will direct commission income to Korea Investment & Securities, Co., Ltd. or its affiliates. Pursuant to Rule 15a-6(a)(3), any U.S. recipient of this document wishing to effect a transaction in any securities discussed herein should contact and place orders with Korea Investment & Securities America, Inc., which accepts responsibility for the contents of this report in the U.S. The securities described in this report may not have been registered under the U.S. Securities Act of 1933, as amended, and, in such case, may not be offered or sold in the U.S. or to U.S. person absent registration or an applicable exemption from the registration requirement.

United Kingdom: This report is not an invitation nor is it intended to be an inducement to engage in investment activity for the purpose of section 21 of the Financial Services and Markets Act 2000 of the United Kingdom ("FSMA"). To the extent that this report does constitute such an invitation or inducement, it is directed only at (i) persons who are investment professionals within the meaning of Article 19(5) of the Financial Services and Markets Act 2000 (Financial Promotion) Order 2005 (as amended) of the United Kingdom (the "Financial Promotion Order"); (ii) persons who fall within Articles 49(2)(a) to (d) ("high net worth companies, unincorporated associations etc.") of the Financial Promotion Order; and (iii) any other persons to whom this report can, for the purposes of section 21 of FSMA, otherwise lawfully be made (all such persons together being referred to as "relevant persons"). Any investment or investment activity to which this report relates is available only to relevant persons and will be engaged in only with relevant persons. Persons who are not relevant persons must not act or rely on this report.

Hong Kong: This research report and marketing materials may be distributed in Hong Kong to institutional clients by Korea Investment & Securities Asia Limited (KISA), a Hong Kong representative subsidiary of Korea Investment & Securities Co., Ltd., and may not otherwise be distributed to any other party. KISA provides equity sales service to institutional clients in Hong Kong for Korean securities under its sole discretion, and is thus solely responsible for provision of the aforementioned equity selling activities in Hong Kong. All requests by and correspondence with Hong Kong investors involving securities discussed in this report and marketing materials must be effected through KISA, which is registered with The Securities & Futures Commission (SFC) of Hong Kong. Korea Investment & Securities Co., Ltd. is not a registered financial institution under Hong Kong's SFC.

Singapore: This report is provided pursuant to the financial advisory licensing exemption under Regulation 27(1)(e) of the Financial Advisers Regulation of Singapore and accordingly may only be provided to persons in Singapore who are "institutional investors" as defined in Section 4A of the Securities and Futures Act, Chapter 289 of Singapore. This report is intended only for the person to whom Korea Investment & Securities Co., Ltd. has provided this report and such person may not send, forward or transmit in any way this report or any copy of this report to any other person. Please contact Korea Investment & Securities Singapore Pte Ltd in respect of any matters arising from, or in connection with, the analysis or report (Contact Number: 65 6501 5600).

Copyright © 2022 KIS Vietnam Securities Corp. All rights reserved. No part of this report may be reproduced or distributed in any manner without permission of KIS Vietnam Securities Corp.