

# HPG, STB, and FPT attract the most of trading interest

## Market overview

Last week, trading activity kept decreasing across the covered warrant market. Particularly, trading volume was 148mn shares, down 10% WoW. With trading value by underlying asset, covered warrants which have HPG as the underlying asset kept attracting the most of trading interest, followed by STB and FPT. By tickers, CFPT2207 (3.6%) continued to have the highest trading value, followed by CHPG2216 (-7.1%) and CTCB2209 (13.8%).

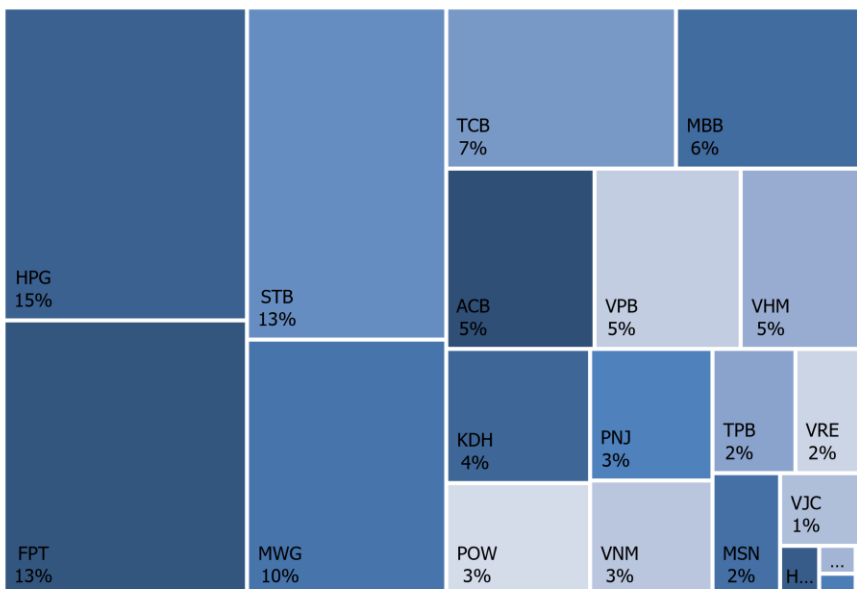
## Foreign trading activity

Foreign trading activity remained at normal level. However, selling pressure overwhelmed market demand. Net buy value was VND0.8bn. By underlying asset, covered warrants which have STB as the underlying asset absorbed the highest trading value from foreigners, accounting for 43% of foreign trading value, followed by VHM and VRE.

By tickers, CSTB2215 (0.7%), CPOW2204 (7.1%), and CSTB2213 (-3.2%) attracted most of foreign demand whilst large sell orders were placed on CHPG2214 (-16.7%), CVJC2203 (-9.9%), and CVHM2209 (-2.9%).

*Note: The covered warrant market is commonly used for short-term trading which means volatility level is extremely high. Notably, covered warrant has the positive correlation with its underlying, the short-term fluctuation in the underlying price could lead to the big move in covered warrant.*

**Figure 1. CW trading value by underlying asset**



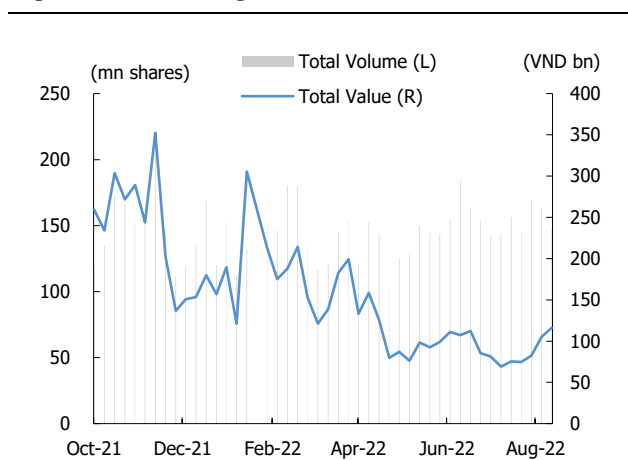
Source: FiinPro, KIS

**Table 1. Market overview**

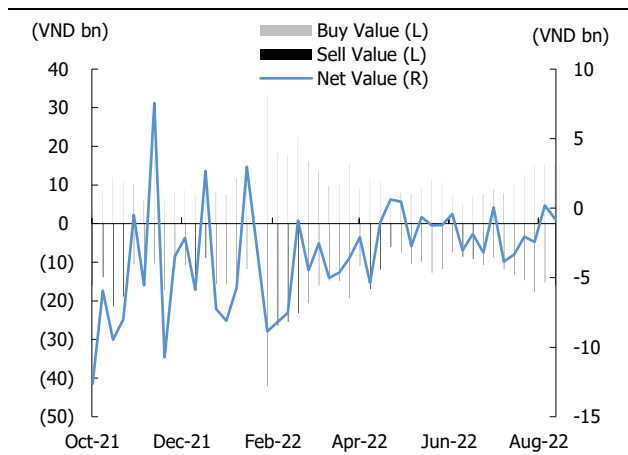
Number of CW	142
Trading volume (share mn)	148
Trading value (VND bn)	116
Increasing CW	36
Decreasing CW	84
Unchanged CW	16

Source: Fiinpro, KIS

**Dang Le**  
dang.lh@kisvn.vn

**Figure 2. CW trading value and volume**

Source: FiinPro, KIS

**Figure 3. Weekly net foreign buy/sell**

Source: FiinPro, KIS

**Table 3. Top 10 foreign net buys**

(VND, %WoW, VND bn)

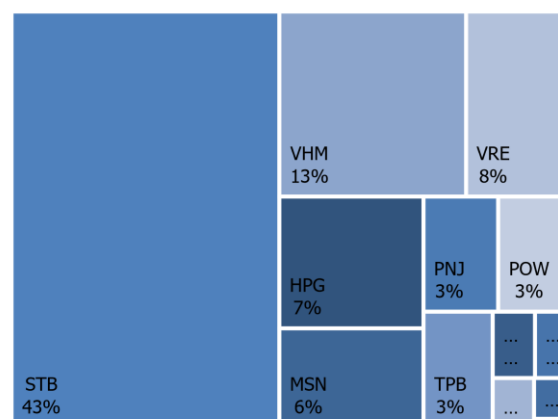
Ticker	Last Trading Date	Price	% Chg	Buy	Sell	Net
CSTB2215	28/03/2023	1,400	0.7	3,328	938	2,389
CPOW2204	28/03/2023	750	7.1	1,569	881	688
CSTB2213	03/01/2023	610	(3.2)	815	485	330
CSTB2211	27/12/2022	640	(1.5)	1,491	1,181	310
CHPG2212	27/12/2022	330	(2.9)	846	567	279
CVHM2211	28/03/2023	690	-	529	277	251
CVHM2211	28/03/2023	690	-	529	277	251
CMSN2206	03/01/2023	580	1.8	624	410	214
CPDR2204	03/01/2023	520	(8.8)	167	10	157
CPNJ2202	03/10/2022	820	17.1	159	13	146

Source: FiinPro, KIS  
Data as of 22-26 Aug 2022**Table 2. Top 10 trading value**

(VND, %WoW, VND, VND bn)

Ticker	Last Trading Date	Price	% Chg	Trading value
CFPT2207	12/12/2022	3,730	3.6	9.78
CHPG2216	26/12/2022	2,480	(7.1)	6.47
CTCB2209	26/12/2022	3,870	13.8	5.06
CSTB2212	31/10/2022	1,380	(3.5)	4.86
CMWG2208	26/12/2022	3,140	25.1	4.83
CVPB2208	12/12/2022	2,140	(6.6)	4.04
CSTB2215	28/03/2023	1,400	0.7	3.99
CACB2205	12/12/2022	2,220	(12.9)	3.87
CMBB2208	26/12/2022	2,340	6.4	3.33
CKDH2210	26/12/2022	1,510	(38.9)	3

Source: FiinPro, KIS

**Figure 4. Foreign trading by underlying asset**

Source: FiinPro, KIS

**Table 4. Top 10 foreign net sells**

(VND, %WoW, VND bn)

Ticker	Last Trading Date	Price	% Chg	Buy	Sell	Net
CHPG2214	03/01/2023	300	(16.7)	422	771	(349)
CVJC2203	27/12/2022	730	(9.9)	114	414	(299)
CVHM2209	27/12/2022	340	(2.9)	519	755	(236)
CVIC2205	20/10/2022	100	(33.3)	9	210	(201)
CKDH2209	28/03/2023	1,290	(5.1)	690	889	(199)
CVNM2207	28/03/2023	1,290	11.2	49	170	(121)
CVNM2207	28/03/2023	1,290	11.2	49	170	(121)
CVJC2204	28/03/2023	960	(13.5)	190	310	(120)
CVJC2204	28/03/2023	960	(13.5)	190	310	(120)
CHPG2215	28/03/2023	640	(3.0)	1,780	1,894	(113)

Source: FiinPro, KIS  
Data as of 22-26 Aug 2022

Table 5. Covered warrant statistic by VN30 constituent

(VND bn, %, Shares)

Underlying asset	Name	Industry	Market Cap	Foreign ownership	CW number	CW market cap	CW trading value	CW trading volume
ACB	Asia Commercial Bank	Financials	82,916	30.0	4	21	5.8	4,539,000
BID	BIDV	Financials	197,282	16.9	-	-	-	-
BVH	Bao Viet Group	Financials	42,535	26.5	-	-	-	-
CTG	VietinBank	Financials	134,080	26.8	-	-	-	-
FPT	FPT Corp	Information Technology	94,893	49.0	5	37	14.6	6,512,300
GAS	PetroVietnam Gas	Utilities	224,889	3.0	-	-	-	-
GVR	Viet Nam Rubber Group	Materials	99,800	0.5	-	-	-	-
HDB	HDBank	Financials	52,217	17.8	6	15	0.4	671,800
HPG	Hoa Phat Group	Materials	133,740	20.5	13	41	16.6	24,114,100
KDH	Khang Dien House	Real Estate	26,953	31.9	7	18	4.2	4,724,600
MBB	MBBank	Financials	106,095	23.2	7	32	6.8	6,148,200
MSN	Masan Group	Consumer Staples	159,742	28.9	10	32	1.8	3,296,200
MWG	Mobile World Investment	Consumer Discretionary	108,315	49.0	7	41	11.1	9,728,700
NVL	Novaland	Real Estate	160,081	5.8	8	24	0.2	1,019,400
PDR	Phat Dat Real Estate	Real Estate	36,135	2.6	4	6	0.2	978,500
PLX	Petrolimex	Energy	54,508	17.2	-	-	-	-
POW	PV Power	Utilities	32,669	2.5	4	11	3.5	8,378,600
SAB	SABECO	Consumer Staples	120,561	62.8	-	-	-	-
SSI	SSI Securities Corp.	Financials	36,335	35.4	-	-	-	-
STB	Sacombank	Financials	46,848	22.9	11	45	14.4	15,325,800
TCB	Techcombank	Financials	136,048	22.5	7	39	8.0	4,343,800
TPB	Tien Phong Bank	Financials	43,815	30.0	5	35	2.2	2,472,700
VCB	Vietcombank	Financials	390,433	23.5	-	-	-	-
VHM	Vinhomes	Real Estate	259,956	23.1	10	31	5.1	10,939,100
VIB	VIBBank	Financials	53,324	20.5	-	-	-	-
VIC	VinGroup	Real Estate	242,566	12.0	4	2	0.2	2,470,700
VJC	Vietjet Air	Industrials	66,077	16.6	4	10	1.4	1,952,100
VNM	Vinamilk	Consumer Staples	157,792	54.8	6	21	3.1	4,690,000
VPB	VPBank	Financials	139,635	17.4	6	24	5.7	5,151,800
VRE	Vincom Retail	Real Estate	64,534	31.3	9	32	2.0	3,737,300

Source: Bloomberg, Fiinpro, KIS

CW: Covered warrant

Table 6. Trading Covered warrant on HSX

(VND, %)

No	CW Code	Covered Warrant			Underlying asset				% Premium	Time to maturity	Last Trading Date
		Executive ratio	Issue price	Closing price	Underlying	Exercise price	Breakeven price	Closing price			
1	CPNJ2201	7.91370 : 1	2,300	2,720	PNJ	94,469	115,994	117,800	0.5	13	16/09/2022
2	CPNJ2202	24.87070 : 1	1,200	700	PNJ	99,482	116,891	117,800	(0.3)	23	30/09/2022
3	CVNM2204	9.67170 : 1	1,500	690	VNM	70,603	77,276	76,900	(0.7)	26	05/10/2022
4	CMBB2206	8.33330 : 1	1,000	650	MBB	18,518	23,935	23,600	(2.1)	23	30/09/2022
5	CTPB2203	10.00000 : 1	1,000	640	TPB	22,999	29,399	28,400	(4.1)	41	26/10/2022
6	CFPT2201	6.52770 : 1	2,100	620	FPT	86,492	90,539	87,200	(4.5)	13	16/09/2022
7	CMSN2208	14.89040 : 1	2,400	1,010	MSN	104,233	119,272	112,200	(5.8)	26	05/10/2022
8	CNVL2204	16.00000 : 1	1,000	150	NVL	85,999	88,399	83,300	(6.4)	13	16/09/2022
9	CMBB2201	1.66670 : 1	2,700	370	MBB	24,583	25,200	23,600	(7.0)	13	16/09/2022
10	CMWG2201	4.97110 : 1	2,600	1,640	MWG	66,861	75,014	72,200	(7.1)	13	16/09/2022
11	CVNM2206	8.70450 : 1	1,950	680	VNM	77,737	83,656	76,900	(8.2)	34	17/10/2022
12	CMWG2203	3.47980 : 1	1,990	700	MWG	73,571	76,007	72,200	(8.4)	18	23/09/2022
13	CMWG2204	4.97110 : 1	3,000	850	MWG	72,080	76,305	72,200	(8.7)	26	05/10/2022
14	CMBB2207	8.33330 : 1	1,000	740	MBB	19,547	25,714	23,600	(8.9)	88	30/12/2022
15	CVPB2208	3.00000 : 1	3,000	2,180	VPB	28,000	34,540	31,600	(8.9)	73	09/12/2022
16	CPOW2205	1.00000 : 1	1,000	1,540	POW	13,900	15,440	14,250	(9.0)	96	11/01/2023
17	CHPG2216	3.00000 : 1	3,000	2,300	HPG	19,000	25,900	23,500	(9.3)	83	23/12/2022
18	CFPT2207	5.93100 : 1	3,000	3,570	FPT	74,138	95,312	87,200	(9.3)	73	09/12/2022
19	CSTB2214	2.00000 : 1	1,630	2,430	STB	23,000	27,860	25,100	(9.5)	92	05/01/2023
20	CPNJ2203	24.87070 : 1	1,300	780	PNJ	109,430	128,829	117,800	(9.6)	88	30/12/2022
21	CHDB2207	3.00000 : 1	2,500	1,440	HDB	24,500	28,820	26,300	(9.6)	69	05/12/2022
22	CVNM2205	15.47470 : 1	1,000	520	VNM	77,372	85,419	76,900	(10.1)	35	18/10/2022
23	CACB2203	2.40190 : 1	2,500	510	ACB	26,421	27,646	24,800	(10.3)	34	17/10/2022
24	CSTB2211	8.00000 : 1	1,000	600	STB	23,333	28,133	25,100	(10.4)	83	23/12/2022
25	CVRE2212	2.00000 : 1	1,000	1,070	VRE	30,000	32,140	28,850	(10.5)	96	11/01/2023
26	CACB2204	1.60130 : 1	2,500	1,050	ACB	26,021	27,702	24,800	(10.5)	48	04/11/2022
27	CMSN2210	8.00000 : 1	1,000	1,210	MSN	116,000	125,680	112,200	(10.6)	96	11/01/2023
28	CPOW2203	2.00000 : 1	1,600	10	POW	15,700	15,720	14,250	(10.6)	1	31/08/2022
29	CMBB2208	1.66670 : 1	3,000	2,240	MBB	22,500	26,233	23,600	(10.7)	83	23/12/2022
30	CHDB2205	5.00000 : 1	1,000	420	HDB	27,111	29,211	26,300	(10.8)	35	18/10/2022
31	CMSN2204	9.92690 : 1	1,900	1,040	MSN	115,649	125,973	112,200	(10.8)	48	04/11/2022
32	CFPT2204	8.15960 : 1	2,900	1,290	FPT	86,492	97,018	87,200	(10.9)	69	05/12/2022
33	CKDH2208	4.54310 : 1	2,400	1,470	KDH	35,891	42,569	38,350	(10.9)	69	05/12/2022
34	CACB2205	2.00000 : 1	3,000	1,960	ACB	24,000	27,920	24,800	(11.2)	73	09/12/2022
35	CNVL2203	5.00000 : 1	2,150	150	NVL	92,500	93,250	83,300	(11.2)	18	23/09/2022
36	CTPB2204	10.00000 : 1	1,000	800	TPB	23,888	31,888	28,400	(11.6)	148	24/03/2023
37	CTPB2204	10.00000 : 1	1,000	800	TPB	23,888	31,888	28,400	(11.6)	148	24/03/2023
38	CVPB2207	2.00000 : 1	1,200	1,310	VPB	33,000	35,620	31,600	(11.7)	96	11/01/2023
39	CVRE2210	4.00000 : 1	2,300	950	VRE	28,800	32,600	28,850	(11.7)	69	05/12/2022
40	CVNM2201	15.22040 : 1	1,200	90	VNM	85,603	86,973	76,900	(11.7)	14	19/09/2022
41	CTPB2205	2.00000 : 1	4,000	1,990	TPB	28,000	31,980	28,400	(11.8)	73	09/12/2022
42	CSTB2212	2.00000 : 1	3,000	1,300	STB	26,000	28,600	25,100	(11.9)	43	28/10/2022
43	CFPT2205	5.93100 : 1	1,000	1,110	FPT	91,931	98,514	87,200	(12.3)	96	11/01/2023
44	CTCB2209	3.00000 : 1	3,000	3,550	TCB	34,000	44,650	39,500	(12.3)	83	23/12/2022
45	CSTB2215	5.00000 : 1	1,100	1,310	STB	22,222	28,772	25,100	(12.4)	148	24/03/2023
46	CVNM2207	15.47470 : 1	1,100	1,230	VNM	68,668	87,702	76,900	(12.5)	148	24/03/2023
47	CVNM2207	15.47470 : 1	1,100	1,230	VNM	68,668	87,702	76,900	(12)	148	24/03/2023

48	CMSN2202	8.27580	: 1	2,220	230	MSN	126,620	128,523	112,200	(12.6)	26	05/10/2022
49	CSTB2213	8.00000	: 1	1,000	570	STB	24,444	29,004	25,100	(13.1)	88	30/12/2022
50	CNVL2205	16.00000	: 1	1,100	850	NVL	81,888	95,488	83,300	(13.3)	83	23/12/2022
51	CACB2201	3.20260	: 1	1,500	70	ACB	28,423	28,647	24,800	(13.4)	13	16/09/2022
52	CNVL2207	10.00000	: 1	1,270	1,180	NVL	84,000	95,800	83,300	(13.6)	92	05/01/2023
53	CFPT2206	4.94250	: 1	1,000	1,860	FPT	90,943	100,136	87,200	(13.7)	73	09/12/2022
54	CPDR2205	16.00000	: 1	1,000	740	PDR	52,999	64,839	56,300	(13.7)	148	24/03/2023
55	CNVL2206	16.00000	: 1	1,000	750	NVL	83,999	95,999	83,300	(13.8)	88	30/12/2022
56	CMBB2204	1.66670	: 1	2,200	820	MBB	25,833	27,200	23,600	(13.9)	48	04/11/2022
57	CNVL2201	20.00000	: 1	1,100	120	NVL	93,979	96,379	83,300	(14.1)	24	03/10/2022
58	CPNJ2205	6.00000	: 1	1,100	1,120	PNJ	129,000	135,720	117,800	(14.1)	96	11/01/2023
59	CTCB2208	2.00000	: 1	4,000	2,830	TCB	40,000	45,660	39,500	(14.2)	83	23/12/2022
60	CTCB2206	4.00000	: 1	1,700	540	TCB	43,500	45,660	39,500	(14.2)	48	04/11/2022
61	CVRE2204	5.00000	: 1	1,000	110	VRE	33,000	33,550	28,850	(14.2)	26	05/10/2022
62	CPDR2204	16.00000	: 1	1,000	460	PDR	57,979	65,339	56,300	(14.4)	88	30/12/2022
63	CVRE2208	2.00000	: 1	2,300	810	VRE	32,000	33,620	28,850	(14.4)	48	04/11/2022
64	CTCB2207	3.00000	: 1	1,000	920	TCB	43,000	45,760	39,500	(14.4)	96	11/01/2023
65	CTCB2204	5.00000	: 1	2,400	170	TCB	45,000	45,850	39,500	(14.6)	26	05/10/2022
66	CMSN2205	19.85390	: 1	1,200	930	MSN	113,146	131,610	112,200	(14.6)	83	23/12/2022
67	CKDH2210	4.00000	: 1	3,000	1,380	KDH	39,000	44,520	38,350	(14.8)	83	23/12/2022
68	CHDB2208	5.00000	: 1	1,100	1,330	HDB	23,999	30,649	26,300	(15.0)	148	24/03/2023
69	CSTB2210	2.00000	: 1	2,000	600	STB	28,500	29,700	25,100	(15.2)	48	04/11/2022
70	CVJC2203	20.00000	: 1	1,400	700	VJC	131,131	145,131	123,000	(15)	83	23/12/2022
71	CVPB2204	16.00000	: 1	1,000	390	VPB	30,888	37,128	31,600	(15.2)	53	11/11/2022
72	CNVL2208	16.00000	: 1	1,200	1,110	NVL	79,999	97,759	83,300	(15.3)	148	24/03/2023
73	CNVL2208	16.00000	: 1	1,200	1,110	NVL	79,999	97,759	83,300	(15.3)	148	24/03/2023
74	CSTB2202	2.00000	: 1	2,700	150	STB	29,500	29,800	25,100	(15.4)	13	16/09/2022
75	CPDR2203	10.00000	: 1	1,100	30	PDR	65,999	66,299	56,300	(15.6)	13	16/09/2022
76	CVPB2201	5.00000	: 1	1,300	60	VPB	37,000	37,300	31,600	(15.6)	13	16/09/2022
77	CVRE2201	4.00000	: 1	1,200	30	VRE	34,000	34,120	28,850	(15.7)	13	16/09/2022
78	CMWG2207	5.96520	: 1	3,090	1,350	MWG	74,565	82,618	72,200	(15.7)	48	04/11/2022
79	CMWG2205	4.97110	: 1	2,200	1,100	MWG	77,300	82,768	72,200	(15.8)	48	04/11/2022
80	CKDH2209	7.26900	: 1	1,200	1,200	KDH	36,344	45,067	38,350	(16)	148	24/03/2023
81	CVRE2209	8.00000	: 1	1,000	420	VRE	30,888	34,248	28,850	(16.0)	83	23/12/2022
82	CSTB2201	5.00000	: 1	1,500	40	STB	29,888	30,088	25,100	(16.2)	14	19/09/2022
83	CHDB2201	5.00000	: 1	1,500	30	HDB	30,999	31,149	26,300	(16.3)	14	19/09/2022
84	CHPG2213	2.26940	: 1	4,000	720	HPG	26,476	28,110	23,500	(16.4)	43	28/10/2022
85	CVRE2207	8.00000	: 1	1,000	140	VRE	33,333	34,453	28,850	(16.5)	35	18/10/2022
86	CVRE2211	8.00000	: 1	1,000	700	VRE	28,888	34,488	28,850	(16.6)	148	24/03/2023
87	CMBB2205	1.66670	: 1	3,000	910	MBB	26,667	28,184	23,600	(16.9)	43	28/10/2022
88	CVPB2205	4.00000	: 1	2,100	120	VPB	37,500	37,980	31,600	(17.1)	13	16/09/2022
89	CVHM2208	8.00000	: 1	1,200	440	VHM	69,000	72,520	60,300	(17.2)	48	04/11/2022
90	CMSN2209	19.85390	: 1	1,400	1,230	MSN	111,413	135,833	112,200	(17.3)	148	24/03/2023
91	CMSN2209	19.85390	: 1	1,400	1,230	MSN	111,413	135,833	112,200	(17.3)	148	24/03/2023
92	CVHM2207	7.77300	: 1	2,000	240	VHM	70,929	72,795	60,300	(17.5)	34	17/10/2022
93	CHDB2204	2.00000	: 1	1,700	80	HDB	31,500	31,660	26,300	(17.7)	18	23/09/2022
94	CTCB2205	5.00000	: 1	2,300	330	TCB	46,500	48,150	39,500	(18.7)	34	17/10/2022
95	CHPG2215	10.00000	: 1	1,000	590	HPG	22,999	28,899	23,500	(18.7)	148	24/03/2023
96	CSTB2208	5.00000	: 1	1,100	180	STB	30,111	31,011	25,100	(18.7)	35	18/10/2022
97	CHPG2217	2.00000	: 1	3,000	1,960	HPG	25,000	28,920	23,500	(18.7)	83	23/12/2022
98	CKDH2207	3.63450	: 1	1,700	370	KDH	45,431	46,776	38,350	(18.9)	48	04/11/2022

99	CVHM2212	5.00000	: 1	3,000	1,900	VHM	65,000	74,500	60,300	(19.4)	73	09/12/2022
100	CVJC2204	20.00000	: 1	1,500	950	VJC	133,979	152,979	123,000	(19.5)	148	24/03/2023
101	CVJC2204	20.00000	: 1	1,500	950	VJC	133,979	152,979	123,000	(19.5)	148	24/03/2023
102	CVHM2209	15.54610	: 1	1,000	300	VHM	69,979	74,643	60,300	(20)	83	23/12/2022
103	CVPB2206	2.00000	: 1	3,000	650	VPB	38,000	39,300	31,600	(19.9)	48	04/11/2022
104	CPOW2204	5.00000	: 1	1,000	720	POW	13,979	17,579	14,250	(20.1)	148	24/03/2023
105	CMWG2208	8.00000	: 1	3,000	3,030	MWG	63,000	87,240	72,200	(20.2)	83	23/12/2022
106	CMSN2201	16.55160	: 1	2,000	20	MSN	140,688	141,019	112,200	(20.3)	14	19/09/2022
107	CHDB2206	8.00000	: 1	1,000	340	HDB	29,999	32,719	26,300	(20.4)	88	30/12/2022
108	CVHM2211	16.00000	: 1	1,000	650	VHM	64,999	75,399	60,300	(20.4)	148	24/03/2023
109	CVHM2211	16.00000	: 1	1,000	650	VHM	64,999	75,399	60,300	(20.4)	148	24/03/2023
110	CMSN2207	9.92690	: 1	1,940	1,340	MSN	128,058	141,360	112,200	(20.5)	92	05/01/2023
111	CMBB2203	1.66670	: 1	1,900	40	MBB	29,583	29,650	23,600	(21.0)	18	23/09/2022
112	CVRE2206	5.00000	: 1	1,100	190	VRE	35,555	36,505	28,850	(21.2)	35	18/10/2022
113	CKDH2206	7.26900	: 1	1,100	20	KDH	48,156	48,301	38,350	(21.5)	13	16/09/2022
114	CVJC2202	20.00000	: 1	1,100	20	VJC	156,789	157,189	123,000	(21.7)	13	16/09/2022
115	CHPG2212	7.56450	: 1	1,000	290	HPG	27,829	30,023	23,500	(21.7)	83	23/12/2022
116	CMSN2206	19.85390	: 1	1,000	570	MSN	132,359	143,676	112,200	(21.8)	88	30/12/2022
117	CVIC2206	10.00000	: 1	1,900	80	VIC	82,500	83,300	65,000	(22.1)	13	16/09/2022
118	CHPG2208	3.78230	: 1	2,500	110	HPG	30,258	30,674	23,500	(23.4)	26	05/10/2022
119	CSTB2209	3.00000	: 1	2,400	310	STB	32,000	32,930	25,100	(23.5)	34	17/10/2022
120	CHPG2214	7.56450	: 1	1,000	290	HPG	28,744	30,938	23,500	(24)	88	30/12/2022
121	CPNJ2204	10.00000	: 1	2,090	1,070	PNJ	143,000	153,700	117,800	(24.2)	92	05/01/2023
122	CVIC2203	10.00000	: 1	1,200	70	VIC	86,000	86,700	65,000	(25.2)	26	05/10/2022
123	CPOW2202	5.00000	: 1	1,000	160	POW	17,999	18,799	14,250	(25.3)	53	11/11/2022
124	CVIC2205	16.00000	: 1	1,100	110	VIC	86,666	88,426	65,000	(27)	35	18/10/2022
125	CMWG2206	4.97110	: 1	2,590	1,480	MWG	88,060	95,417	72,200	(27.0)	92	05/01/2023
126	CKDH2205	2.72590	: 1	1,750	20	KDH	52,700	52,755	38,350	(28.1)	18	23/09/2022
127	CVHM2206	4.85820	: 1	1,790	20	VHM	83,560	83,657	60,300	(28.2)	18	23/09/2022
128	CVHM2210	16.00000	: 1	1,000	230	VHM	79,999	83,679	60,300	(28.2)	88	30/12/2022
129	CTCB2201	4.00000	: 1	2,100	30	TCB	55,000	55,120	39,500	(28.9)	13	16/09/2022
130	CVHM2201	15.54610	: 1	1,300	10	VHM	85,191	85,346	60,300	(29.7)	14	19/09/2022
131	CHPG2211	3.02580	: 1	2,400	90	HPG	33,662	33,934	23,500	(30.7)	34	17/10/2022
132	CKDH2201	7.26900	: 1	1,500	20	KDH	55,988	56,133	38,350	(32.4)	24	03/10/2022
133	CPDR2201	3.66550	: 1	3,000	30	PDR	83,084	83,194	56,300	(32.7)	24	03/10/2022
134	CSTB2206	2.00000	: 1	2,390	30	STB	37,500	37,560	25,100	(32.9)	18	23/09/2022
135	CTPB2201	4.00000	: 1	1,800	20	TPB	42,000	42,080	28,400	(33.0)	14	19/09/2022
136	CVHM2202	7.77300	: 1	1,700	20	VHM	90,362	90,517	60,300	(33.7)	13	16/09/2022
137	CHPG2210	6.05160	: 1	1,100	60	HPG	36,141	36,504	23,500	(35.6)	35	18/10/2022
138	CVIC2201	16.00000	: 1	1,500	30	VIC	103,979	104,459	65,000	(37.9)	14	19/09/2022
139	CHPG2201	7.56450	: 1	1,300	40	HPG	37,570	37,873	23,500	(37.9)	36	19/10/2022
140	CHPG2203	3.02580	: 1	2,200	20	HPG	38,957	39,018	23,500	(39.8)	13	16/09/2022
141	CHPG2207	2.26940	: 1	2,200	30	HPG	38,957	39,025	23,500	(39.8)	18	23/09/2022
142	CHPG2202	7.56450	: 1	1,100	30	HPG	40,764	40,991	23,500	(42.7)	14	19/09/2022

Source: Bloomberg, Fiinpro, KIS

CW: Covered warrant, Sort by % Premium

## Global Disclaimer

### ■ General

This research report and marketing materials for Vietnamese securities are originally prepared and issued by the Research Center of KIS Vietnam Securities Corp., an organization licensed with the State Securities Commission of Vietnam. The analyst(s) who participated in preparing and issuing this research report and marketing materials is/are licensed and regulated by the State Securities Commission of Vietnam in Vietnam only. This report and marketing materials are copyrighted and may not be copied, redistributed, forwarded or altered in any way without the consent of KIS Vietnam Securities Corp..

This research report and marketing materials are for information purposes only. They are not and should not be construed as an offer or solicitation of an offer to purchase or sell any securities or other financial instruments or to participate in any trading strategy. This research report and marketing materials do not provide individually tailored investment advice. This research report and marketing materials do not take into account individual investor circumstances, objectives or needs, and are not intended as recommendations of particular securities, financial instruments or strategies to any particular investor. The securities and other financial instruments discussed in this research report and marketing materials may not be suitable for all investors. The recipient of this research report and marketing materials must make their own independent decisions regarding any securities or financial instruments mentioned herein and investors should seek the advice of a financial adviser. KIS Vietnam Securities Corp. does not undertake that investors will obtain any profits, nor will it share with investors any investment profits. KIS Vietnam Securities Corp., its affiliates, or their affiliates and directors, officers, employees or agents of each of them disclaim any and all responsibility or liability whatsoever for any loss (director consequential) or damage arising out of the use of all or any part of this report or its contents or otherwise arising in connection therewith. Information and opinions contained herein are subject to change without notice and may differ or be contrary to opinions expressed by other business areas or KIS Vietnam Securities Corp. The final investment decision is based on the client's judgment, and this research report and marketing materials cannot be used as evidence in any legal dispute related to investment decisions.

### ■ Country-specific disclaimer

**United States:** This report is distributed in the U.S. by Korea Investment & Securities America, Inc., a member of FINRA/SIPC, and is only intended for major U.S. institutional investors as defined in Rule 15a-6(a)(2) under the U.S. Securities Exchange Act of 1934. All U.S. persons that receive this document by their acceptance thereof represent and warrant that they are a major U.S. institutional investor and have not received this report under any express or implied understanding that they will direct commission income to Korea Investment & Securities, Co., Ltd. or its affiliates. Pursuant to Rule 15a-6(a)(3), any U.S. recipient of this document wishing to effect a transaction in any securities discussed herein should contact and place orders with Korea Investment & Securities America, Inc., which accepts responsibility for the contents of this report in the U.S. The securities described in this report may not have been registered under the U.S. Securities Act of 1933, as amended, and, in such case, may not be offered or sold in the U.S. or to U.S. person absent registration or an applicable exemption from the registration requirement.

**United Kingdom:** This report is not an invitation nor is it intended to be an inducement to engage in investment activity for the purpose of section 21 of the Financial Services and Markets Act 2000 of the United Kingdom ("FSMA"). To the extent that this report does constitute such an invitation or inducement, it is directed only at (i) persons who are investment professionals within the meaning of Article 19(5) of the Financial Services and Markets Act 2000 (Financial Promotion) Order 2005 (as amended) of the United Kingdom (the "Financial Promotion Order"); (ii) persons who fall within Articles 49(2)(a) to (d) ("high net worth companies, unincorporated associations etc.") of the Financial Promotion Order; and (iii) any other persons to whom this report can, for the purposes of section 21 of FSMA, otherwise lawfully be made (all such persons together being referred to as "relevant persons"). Any investment or investment activity to which this report relates is available only to relevant persons and will be engaged in only with relevant persons. Persons who are not relevant persons must not act or rely on this report.

**Hong Kong:** This research report and marketing materials may be distributed in Hong Kong to institutional clients by Korea Investment & Securities Asia Limited (KISA), a Hong Kong representative subsidiary of Korea Investment & Securities Co., Ltd., and may not otherwise be distributed to any other party. KISA provides equity sales service to institutional clients in Hong Kong for Korean securities under its sole discretion, and is thus solely responsible for provision of the aforementioned equity selling activities in Hong Kong. All requests by and correspondence with Hong Kong investors involving securities discussed in this report and marketing materials must be effected through KISA, which is registered with The Securities & Futures Commission (SFC) of Hong Kong. Korea Investment & Securities Co., Ltd. is not a registered financial institution under Hong Kong's SFC.

**Singapore:** This report is provided pursuant to the financial advisory licensing exemption under Regulation 27(1)(e) of the Financial Advisers Regulation of Singapore and accordingly may only be provided to persons in Singapore who are "institutional investors" as defined in Section 4A of the Securities and Futures Act, Chapter 289 of Singapore. This report is intended only for the person to whom Korea Investment & Securities Co., Ltd. has provided this report and such person may not send, forward or transmit in any way this report or any copy of this report to any other person. Please contact Korea Investment & Securities Singapore Pte Ltd in respect of any matters arising from, or in connection with, the analysis or report (Contact Number: 65 6501 5600).

Copyright © 2022 KIS Vietnam Securities Corp. All rights reserved. No part of this report may be reproduced or distributed in any manner without permission of KIS Vietnam Securities Corp.