

Foreign investors' trading interest shifts to Real Estate CWs

Market overview

Last week, trading activity slowed down across the covered warrant market but trading value ticked up. Particularly, trading volume was 164mn shares, down 4% WoW whilst trading value was recorded at VND105bn, up 25% WoW. With trading value by underlying asset, covered warrants which have HPG as the underlying asset kept attracting the most of trading interest, followed by STB and FPT. By tickers, CFPT2207 had the highest trading value, followed by CHPG2215 (-4.3%) and CSTB2212 (-7.1%).

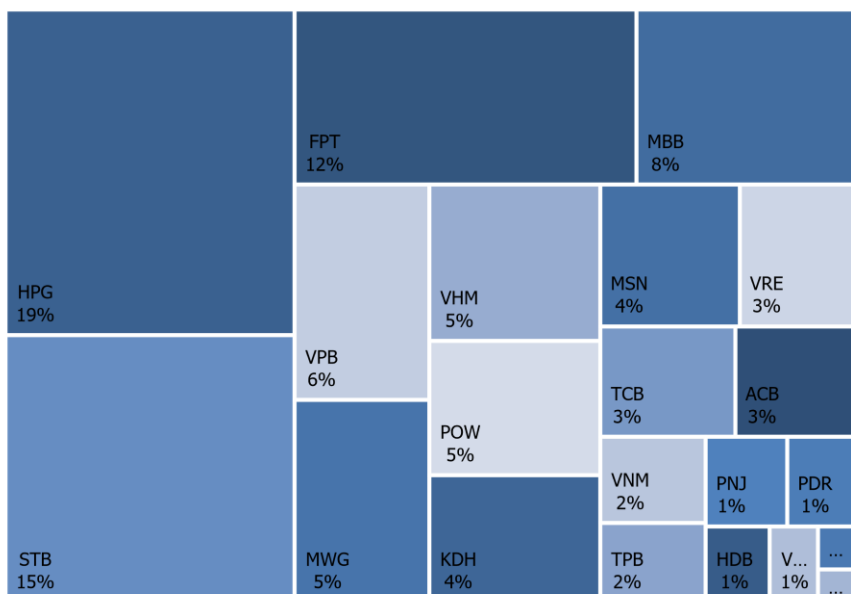
Foreign trading activity

Foreign trading activity remained at normal level. However, selling pressure has started to slow down and the market ended up to be net bought. Net buy value was VND0.2bn. By underlying asset, covered warrants which have KDH as the underlying asset absorbed the highest trading value from foreigners, accounting for 40% of foreign trading value, followed by PDR and HDB.

By tickers, CKDH2209 (-1.4%), CHDB2206 (14.3%), and CPDR2204 (26.7%) attracted most of foreign demand whilst large sell orders were placed on CSTB2215 (-4.8%), CHPG2215 (-4.3%), and CSTB2213 (-6.0%).

Note: The covered warrant market is commonly used for short-term trading which means volatility level is extremely high. Notably, covered warrant has the positive correlation with its underlying, the short-term fluctuation in the underlying price could lead to the big move in covered warrant.

Figure 1. CW trading value by underlying asset



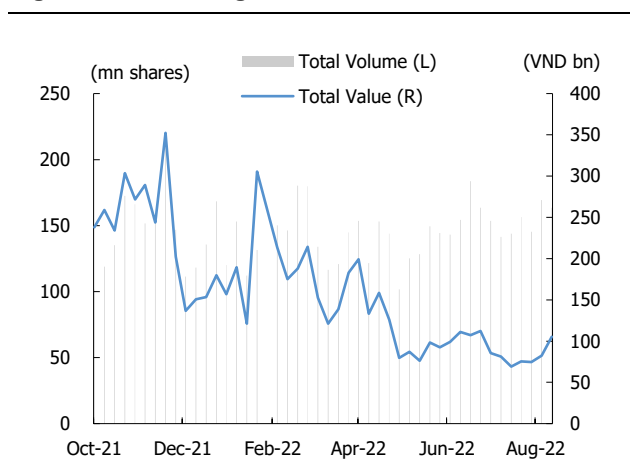
Source: FiinPro, KIS

Table 1. Market overview

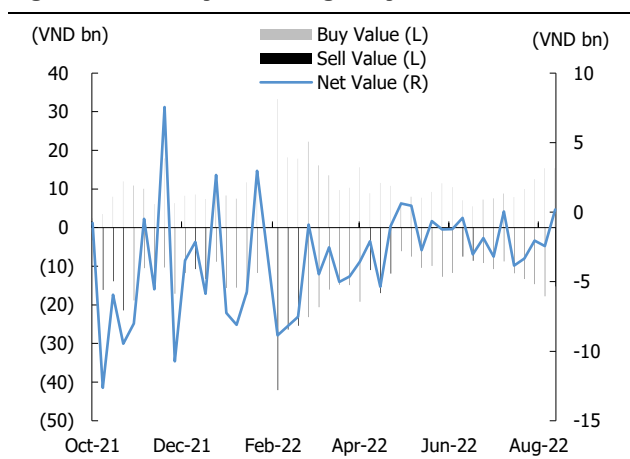
Number of CW	136
Trading volume (share mn)	164
Trading value (VND bn)	105
Increasing CW	41
Decreasing CW	66
Unchanged CW	12

Source: Fiinpro, KIS

Dang Le
dang.lh@kisvn.vn

Figure 2. CW trading value and volume

Source: FiinPro, KIS

Figure 3. Weekly net foreign buy/sell

Source: FiinPro, KIS

Table 3. Top 10 foreign net buys

(VND, %WoW, VND bn)

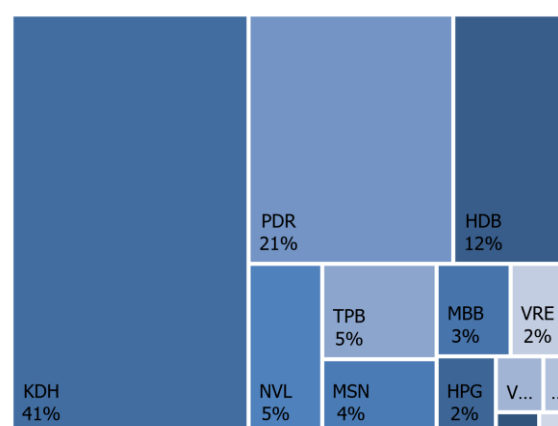
Ticker	Last Trading Date	Price	% Chg	Buy	Sell	Net
CKDH2209	28/03/2023	1,360	(1.4)	1,686	1,149	536
CHDB2206	03/01/2023	400	14.3	429	36	393
CPDR2204	03/01/2023	570	26.7	648	472	175
CPDR2205	28/03/2023	920	19.5	215	43	172
CNVL2208	28/03/2023	1,300	4.0	150	2	148
CHDB2208	08/03/2023	1,440	6.7	177	46	132
CHDB2201	21/09/2022	100	11.1	91	5	86
CMSN2201	21/09/2022	70	16.7	89	3	85
CMSN2209	28/03/2023	1,260	13.5	99	20	79
CHPG2201	21/10/2022	40	(20.0)	69	14	55

Source: FiinPro, KIS
Data as of 15-19 Aug 2022**Table 2. Top 10 trading value**

(VND, %WoW, VND, VND bn)

Ticker	Last Trading Date	Price	% Chg	Trading value
CFPT2207	12/12/2022	3,600	-	6.45
CHPG2215	28/03/2023	660	(4.3)	5.09
CSTB2212	31/10/2022	1,430	(7.1)	4.7
CHPG2216	26/12/2022	2,670	-	3.66
CHPG2213	31/10/2022	910	(11.7)	3.6
CSTB2215	28/03/2023	1,390	(4.8)	3.58
CVPB2208	12/12/2022	2,290	-	3.41
CMBB2208	26/12/2022	2,200	-	3.1
CKDH2209	28/03/2023	1,360	(1.4)	2.23
CPOW2204	28/03/2023	700	(9.1)	2.04

Source: FiinPro, KIS

Figure 4. Foreign trading by underlying asset

Source: FiinPro, KIS

Table 4. Top 10 foreign net sells

(VND, %WoW, VND bn)

Ticker	Last Trading Date	Price	% Chg	Buy	Sell	Net
CSTB2215	28/03/2023	1,390	(4.8)	2,082	3,255	(1,173)
CHPG2215	28/03/2023	660	(4.3)	2,623	3,352	(730)
CSTB2213	03/01/2023	630	(6.0)	132	574	(441)
CVHM2211	28/03/2023	690	(8.0)	794	1,234	(440)
CVRE2211	28/03/2023	750	(10.7)	989	1,409	(420)
CHPG2212	27/12/2022	340	(8.1)	535	891	(356)
CVHM2210	03/01/2023	270	(6.9)	463	778	(315)
CPOW2204	28/03/2023	700	(9.1)	1,080	1,376	(296)
CVHM2209	27/12/2022	350	(10.3)	23	218	(196)
CVJC2203	27/12/2022	810	(8.0)	117	247	(130)

Source: FiinPro, KIS
Data as of 15-19 Aug 2022

Table 5. Covered warrant statistic by VN30 constituent

(VND bn, %, Shares)

Underlying asset	Name	Industry	Market Cap	Foreign ownership	CW number	CW market cap	CW trading value	CW trading volume
ACB	Asia Commercial Bank	Financials	83,254	30.0	4	24	2.5	3,015,400
BID	BIDV	Financials	194,500	16.9	-	-	-	-
BVH	Bao Viet Group	Financials	42,312	26.6	-	-	-	-
CTG	VietinBank	Financials	134,561	26.9	-	-	-	-
FPT	FPT Corp	Information Technology	95,222	49.0	5	36	10.5	5,024,100
GAS	PetroVietnam Gas	Utilities	219,913	3.0	-	-	-	-
GVR	Viet Nam Rubber Group	Materials	94,600	0.5	-	-	-	-
HDB	HDBank	Financials	51,211	17.9	6	16	0.9	2,096,900
HPG	Hoa Phat Group	Materials	135,775	20.6	14	44	16.5	30,298,400
KDH	Khang Dien House	Real Estate	27,024	32.0	7	18	3.8	2,707,800
MBB	MBBank	Financials	104,735	23.2	7	31	7.0	6,969,900
MSN	Masan Group	Consumer Staples	159,172	28.8	10	30	3.5	7,769,800
MWG	Mobile World Investment	Consumer Discretionary	97,337	49.0	7	24	4.8	7,293,700
NVL	Novaland	Real Estate	159,496	5.8	7	19	0.3	784,100
PDR	Phat Dat Real Estate	Real Estate	37,679	2.6	4	7	1.2	3,072,000
PLX	Petrolimex	Energy	53,810	17.3	-	-	-	-
PNJ	Phu Nhuan Jewelry	Consumer Discretionary	31,967	2.5	4	11	4.0	8,096,300
POW	PV Power	Utilities	124,409	62.8	-	-	-	-
SAB	SABECO	Consumer Staples	36,782	37.4	-	-	-	-
SSI	SSI Securities Corp.	Financials	46,565	23.0	12	46	13.5	15,495,400
STB	Sacombank	Financials	135,872	22.5	7	39	2.6	2,480,300
TCB	Techcombank	Financials	44,131	30.0	4	24	1.5	1,307,100
TPB	Tien Phong Bank	Financials	378,601	23.6	-	-	-	-
VCB	Vietcombank	Financials	258,649	23.2	9	25	4.7	9,084,000
VHM	Vinhomes	Real Estate	52,692	20.5	-	-	-	-
VIC	VinGroup	Real Estate	251,720	12.1	5	3	0.3	2,471,200
VJC	Vietjet Air	Industrials	67,106	16.7	3	7	0.6	1,438,200
VNM	Vinamilk	Consumer Staples	154,030	54.5	5	15	1.6	2,301,900
VPB	VPBank	Financials	139,859	17.4	6	25	5.1	3,910,900
VRE	Vincom Retail	Real Estate	66,011	31.4	10	34	3.1	7,663,800

Source: Bloomberg, Fiinpro, KIS

CW: Covered warrant

Table 6. Trading Covered warrant on HSX

(VND, %)

No	CW Code	Covered Warrant			Underlying asset				% Premium	Time to maturity	Last Trading Date
		Executive ratio	Issue price	Closing price	Underlying	Exercise price	Breakeven price	Closing price			
1	CPNJ2201	7.91370 : 1	2,300	2,600	PNJ	94,469	115,045	114,000	(0.5)	18	16/09/2022
2	CPNJ2202	24.87070 : 1	1,200	750	PNJ	99,482	118,135	114,000	(3.1)	28	30/09/2022
3	CMBB2206	8.33330 : 1	1,000	650	MBB	18,518	23,935	23,000	(3.5)	28	30/09/2022
4	CFPT2201	6.60360 : 1	2,100	710	FPT	87,498	92,187	86,900	(5.1)	18	16/09/2022
5	CTPB2203	10.00000 : 1	1,000	690	TPB	22,999	29,899	28,400	(5.2)	46	26/10/2022
6	CVNM2204	9.67170 : 1	1,500	780	VNM	70,603	78,147	74,100	(5.4)	31	05/10/2022
7	CMSN2208	14.89040 : 1	2,400	1,100	MSN	104,233	120,612	112,000	(7.2)	31	05/10/2022
8	CMWG2201	4.97110 : 1	2,600	790	MWG	66,861	70,788	64,100	(7.6)	18	16/09/2022
9	CNVL2204	16.00000 : 1	1,000	230	NVL	85,999	89,679	82,300	(7.8)	18	16/09/2022
10	CMBB2207	8.33330 : 1	1,000	690	MBB	19,547	25,297	23,000	(8.7)	93	30/12/2022
11	CVRE2212	2.00000 : 1	1,000	1,090	VRE	30,000	32,180	29,300	(9.1)	101	11/01/2023
12	CKDH2208	4.54310 : 1	2,400	1,440	KDH	35,891	42,433	38,700	(9.2)	74	05/12/2022
13	CMBB2201	1.66670 : 1	2,700	520	MBB	24,583	25,450	23,000	(9.3)	18	16/09/2022
14	CFPT2207	6.00000 : 1	3,000	3,600	FPT	75,000	96,600	86,900	(9.5)	78	09/12/2022
15	CHDB2207	3.00000 : 1	2,500	1,530	HDB	24,500	29,090	26,250	(10.0)	74	05/12/2022
16	CHPG2216	3.00000 : 1	3,000	2,520	HPG	19,000	26,560	23,750	(10.2)	88	23/12/2022
17	CVPB2208	3.00000 : 1	3,000	2,100	VPB	28,000	34,300	31,250	(10.3)	78	09/12/2022
18	CSTB2214	2.00000 : 1	1,630	2,490	STB	23,000	27,980	25,100	(10.4)	97	05/01/2023
19	CPNJ2203	24.87070 : 1	1,300	740	PNJ	109,430	127,834	114,000	(10.4)	93	30/12/2022
20	CHDB2205	5.00000 : 1	1,000	430	HDB	27,111	29,261	26,250	(10.5)	40	18/10/2022
21	CACB2203	2.40190 : 1	2,500	580	ACB	26,421	27,814	24,850	(10.5)	39	17/10/2022
22	CACB2204	1.60130 : 1	2,500	1,150	ACB	26,021	27,862	24,850	(10.7)	53	04/11/2022
23	CFPT2204	8.25450 : 1	2,900	1,270	FPT	87,498	97,981	86,900	(10.7)	74	05/12/2022
24	CPOW2205	1.00000 : 1	1,000	1,560	POW	13,900	15,460	13,600	(10.9)	101	11/01/2023
25	CMSN2210	8.00000 : 1	1,000	1,220	MSN	116,000	125,760	112,000	(11.0)	101	11/01/2023
26	CSTB2211	8.00000 : 1	1,000	620	STB	23,333	28,293	25,100	(11.4)	88	23/12/2022
27	CNVL2203	5.00000 : 1	2,150	170	NVL	92,500	93,350	82,300	(11.4)	23	23/09/2022
28	CMSN2204	9.92690 : 1	1,900	1,090	MSN	115,649	126,469	112,000	(11.5)	53	04/11/2022
29	CVNM2205	15.47470 : 1	1,000	400	VNM	77,372	83,562	74,100	(11.5)	40	18/10/2022
30	CTPB2204	10.00000 : 1	1,000	820	TPB	23,888	32,088	28,400	(11.7)	153	24/03/2023
31	CTCB2209	3.00000 : 1	3,000	3,380	TCB	34,000	44,140	39,000	(11.7)	88	23/12/2022
32	CMWG2203	3.47980 : 1	1,990	200	MWG	73,571	74,267	64,100	(11.9)	23	23/09/2022
33	CMBB2208	1.66670 : 1	3,000	2,240	MBB	22,500	26,233	23,000	(12.0)	88	23/12/2022
34	CVRE2210	4.00000 : 1	2,300	1,110	VRE	28,800	33,240	29,300	(12.0)	74	05/12/2022
35	CTPB2205	2.00000 : 1	4,000	2,160	TPB	28,000	32,320	28,400	(12.3)	78	09/12/2022
36	CFPT2205	6.00000 : 1	1,000	1,130	FPT	93,000	99,780	86,900	(12.3)	101	11/01/2023
37	CVNM2206	8.70450 : 1	1,950	780	VNM	77,737	84,527	74,100	(12.5)	39	17/10/2022
38	CPOW2203	2.00000 : 1	1,600	50	POW	15,700	15,800	13,600	(12.8)	6	31/08/2022
39	CMWG2204	4.97110 : 1	3,000	600	MWG	72,080	75,063	64,100	(12.9)	31	05/10/2022
40	CSTB2212	2.00000 : 1	3,000	1,430	STB	26,000	28,860	25,100	(13.1)	48	28/10/2022
41	CMSN2202	8.27580 : 1	2,220	290	MSN	126,620	129,020	112,000	(13.2)	31	05/10/2022
42	CMSN2205	19.85390 : 1	1,200	800	MSN	113,146	129,029	112,000	(13.2)	88	23/12/2022
43	CSTB2215	5.00000 : 1	1,100	1,340	STB	22,222	28,922	25,100	(13.3)	153	24/03/2023
44	CVRE2208	2.00000 : 1	2,300	880	VRE	32,000	33,760	29,300	(13.3)	53	04/11/2022
45	CNVL2206	16.00000 : 1	1,000	720	NVL	83,999	95,519	82,300	(13.4)	93	30/12/2022
46	CACB2205	2.00000 : 1	3,000	2,370	ACB	24,000	28,740	24,850	(13.4)	78	09/12/2022
47	CVPB2207	2.00000 : 1	1,200	1,310	VPB	33,000	35,620	31,250	(13.6)	101	11/01/2023

48	CACB2201	3.20260	: 1	1,500	120	ACB	28,423	28,807	24,850	(13.6)	18	16/09/2022
49	CFPT2206	5.00000	: 1	1,000	1,870	FPT	92,000	101,350	86,900	(13.7)	78	09/12/2022
50	CPDR2203	10.00000	: 1	1,100	50	PDR	65,999	66,499	57,600	(13.7)	18	16/09/2022
51	CPDR2205	16.00000	: 1	1,000	850	PDR	52,999	66,599	57,600	(13.8)	153	24/03/2023
52	CNVL2205	16.00000	: 1	1,100	890	NVL	81,888	96,128	82,300	(13.9)	88	23/12/2022
53	CPDR2204	16.00000	: 1	1,000	550	PDR	57,979	66,779	57,600	(14.1)	93	30/12/2022
54	CSTB2213	8.00000	: 1	1,000	600	STB	24,444	29,244	25,100	(14.2)	93	30/12/2022
55	CHDB2208	5.00000	: 1	1,100	1,340	HDB	23,999	30,699	26,250	(14.7)	153	24/03/2023
56	CNVL2201	20.00000	: 1	1,100	150	NVL	93,979	96,979	82,300	(14.7)	29	03/10/2022
57	CTCB2207	3.00000	: 1	1,000	900	TCB	43,000	45,700	39,000	(14.7)	101	11/01/2023
58	CMSN2209	19.85390	: 1	1,400	1,000	MSN	111,413	131,267	112,000	(14.7)	153	24/03/2023
59	CVRE2204	5.00000	: 1	1,000	270	VRE	33,000	34,350	29,300	(14.8)	31	05/10/2022
60	CVRE2201	4.00000	: 1	1,200	90	VRE	34,000	34,360	29,300	(14.8)	18	16/09/2022
61	CTCB2206	4.00000	: 1	1,700	590	TCB	43,500	45,860	39,000	(15.0)	53	04/11/2022
62	CKDH2209	7.26900	: 1	1,200	1,240	KDH	36,344	45,358	38,700	(15.0)	153	24/03/2023
63	CPNJ2205	6.00000	: 1	1,100	970	PNJ	129,000	134,820	114,000	(15.1)	101	11/01/2023
64	CTCB2208	2.00000	: 1	4,000	2,960	TCB	40,000	45,920	39,000	(15.1)	88	23/12/2022
65	CKDH2210	4.00000	: 1	3,000	1,610	KDH	39,000	45,440	38,700	(15.2)	88	23/12/2022
66	CVNM2201	15.22040	: 1	1,200	110	VNM	85,603	87,277	74,100	(15.3)	19	19/09/2022
67	CVRE2209	8.00000	: 1	1,000	460	VRE	30,888	34,568	29,300	(15.4)	88	23/12/2022
68	CMBB2204	1.66670	: 1	2,200	890	MBB	25,833	27,316	23,000	(15.5)	53	04/11/2022
69	CVJC2203	20.00000	: 1	1,400	770	VJC	131,131	146,531	124,000	(15.5)	88	23/12/2022
70	CNVL2207	10.00000	: 1	1,270	1,400	NVL	84,000	98,000	82,300	(15.6)	97	05/01/2023
71	CTCB2204	5.00000	: 1	2,400	250	TCB	45,000	46,250	39,000	(15.7)	31	05/10/2022
72	CSTB2210	2.00000	: 1	2,000	670	STB	28,500	29,840	25,100	(16.0)	53	04/11/2022
73	CSTB2202	2.00000	: 1	2,700	170	STB	29,500	29,840	25,100	(16.0)	18	16/09/2022
74	CVNM2207	15.47470	: 1	1,100	1,250	VNM	68,668	88,011	74,100	(16.0)	153	24/03/2023
75	CVRE2207	8.00000	: 1	1,000	190	VRE	33,333	34,853	29,300	(16.0)	40	18/10/2022
76	CHDB2201	5.00000	: 1	1,500	40	HDB	30,999	31,199	26,250	(16.1)	19	19/09/2022
77	CHPG2213	2.26940	: 1	4,000	880	HPG	26,476	28,473	23,750	(16.3)	48	28/10/2022
78	CVRE2211	8.00000	: 1	1,000	770	VRE	28,888	35,048	29,300	(16.5)	153	24/03/2023
79	CNVL2208	16.00000	: 1	1,200	1,220	NVL	79,999	99,519	82,300	(16.9)	153	24/03/2023
80	CSTB2201	5.00000	: 1	1,500	70	STB	29,888	30,238	25,100	(17.1)	19	19/09/2022
81	CVHM2208	8.00000	: 1	1,200	460	VHM	69,000	72,680	60,100	(17.1)	53	04/11/2022
82	CHDB2204	2.00000	: 1	1,700	80	HDB	31,500	31,660	26,250	(17.3)	23	23/09/2022
83	CVHM2207	7.77300	: 1	2,000	300	VHM	70,929	73,261	60,100	(17.7)	39	17/10/2022
84	CKDH2207	3.63450	: 1	1,700	400	KDH	45,431	46,885	38,700	(17.8)	53	04/11/2022
85	CVPB2201	5.00000	: 1	1,300	100	VPB	37,000	37,500	31,250	(17.9)	18	16/09/2022
86	CMWG2207	5.96520	: 1	3,090	880	MWG	74,565	79,814	64,100	(18.1)	53	04/11/2022
87	CVPB2204	16.00000	: 1	1,000	420	VPB	30,888	37,608	31,250	(18.2)	58	11/11/2022
88	CMWG2205	4.97110	: 1	2,200	580	MWG	77,300	80,183	64,100	(18.4)	53	04/11/2022
89	CMBB2205	1.66670	: 1	3,000	1,000	MBB	26,667	28,334	23,000	(18.5)	48	28/10/2022
90	CHPG2215	10.00000	: 1	1,000	640	HPG	22,999	29,399	23,750	(18.9)	153	24/03/2023
91	CHPG2217	2.00000	: 1	3,000	2,250	HPG	25,000	29,500	23,750	(19.2)	88	23/12/2022
92	CTCB2205	5.00000	: 1	2,300	350	TCB	46,500	48,250	39,000	(19.2)	39	17/10/2022
93	CVPB2205	4.00000	: 1	2,100	150	VPB	37,500	38,100	31,250	(19.2)	18	16/09/2022
94	CVHM2209	15.54610	: 1	1,000	330	VHM	69,979	75,109	60,100	(19.7)	88	23/12/2022
95	CHDB2206	8.00000	: 1	1,000	330	HDB	29,999	32,639	26,250	(19.8)	93	30/12/2022
96	CSTB2208	5.00000	: 1	1,100	240	STB	30,111	31,311	25,100	(19.9)	40	18/10/2022
97	CVHM2212	5.00000	: 1	3,000	2,090	VHM	65,000	75,450	60,100	(20.1)	78	09/12/2022
98	CVHM2211	16.00000	: 1	1,000	660	VHM	64,999	75,559	60,100	(20.2)	153	24/03/2023

99	CKDH2206	7.26900	: 1	1,100	30	KDH	48,156	48,374	38,700	(20.3)	18	16/09/2022
100	CVJC2204	20.00000	: 1	1,500	1,090	VJC	133,979	155,779	124,000	(20.5)	153	24/03/2023
101	CVRE2206	5.00000	: 1	1,100	260	VRE	35,555	36,855	29,300	(20.6)	40	18/10/2022
102	CVIC2206	10.00000	: 1	1,900	180	VIC	82,500	84,300	67,900	(20.7)	18	16/09/2022
103	CHPG2212	7.56450	: 1	1,000	300	HPG	27,829	30,098	23,750	(20.8)	88	23/12/2022
104	CMSN2207	9.92690	: 1	1,940	1,340	MSN	128,058	141,360	112,000	(20.8)	97	05/01/2023
105	CMSN2201	16.55160	: 1	2,000	50	MSN	140,688	141,516	112,000	(20.9)	19	19/09/2022
106	CVJC2202	20.00000	: 1	1,100	30	VJC	156,789	157,389	124,000	(21.4)	18	16/09/2022
107	CPOW2204	5.00000	: 1	1,000	710	POW	13,979	17,529	13,600	(21.4)	153	24/03/2023
108	CVPB2206	2.00000	: 1	3,000	700	VPB	38,000	39,400	31,250	(21.9)	53	04/11/2022
109	CMSN2206	19.85390	: 1	1,000	580	MSN	132,359	143,874	112,000	(22.2)	93	30/12/2022
110	CMBB2203	1.66670	: 1	1,900	70	MBB	29,583	29,700	23,000	(22.2)	23	23/09/2022
111	CHPG2208	3.78230	: 1	2,500	190	HPG	30,258	30,977	23,750	(23.0)	31	05/10/2022
112	CVIC2203	10.00000	: 1	1,200	110	VIC	86,000	87,100	67,900	(23.2)	31	05/10/2022
113	CHPG2214	7.56450	: 1	1,000	320	HPG	28,744	31,165	23,750	(23.5)	93	30/12/2022
114	CVIC2205	16.00000	: 1	1,100	100	VIC	86,666	88,266	67,900	(24.3)	40	18/10/2022
115	CMWG2208	8.00000	: 1	3,000	2,930	MWG	63,000	86,440	64,100	(24.3)	88	23/12/2022
116	CSTB2209	3.00000	: 1	2,400	430	STB	32,000	33,290	25,100	(24.7)	39	17/10/2022
117	CPNJ2204	10.00000	: 1	2,090	1,090	PNJ	143,000	153,900	114,000	(25.6)	97	05/01/2023
118	CKDH2205	2.72590	: 1	1,750	40	KDH	52,700	52,809	38,700	(27.0)	23	23/09/2022
119	CPOW2202	5.00000	: 1	1,000	180	POW	17,999	18,899	13,600	(27.1)	58	11/11/2022
120	CVHM2206	4.85820	: 1	1,790	40	VHM	83,560	83,754	60,100	(28.0)	23	23/09/2022
121	CVHM2210	16.00000	: 1	1,000	240	VHM	79,999	83,839	60,100	(28.1)	93	30/12/2022
122	CTCB2201	4.00000	: 1	2,100	30	TCB	55,000	55,120	39,000	(29.3)	18	16/09/2022
123	CVHM2201	15.54610	: 1	1,300	10	VHM	85,191	85,346	60,100	(29.4)	19	19/09/2022
124	CMWG2206	4.97110	: 1	2,590	1,040	MWG	88,060	93,230	64,100	(29.9)	97	05/01/2023
125	CHPG2211	3.02580	: 1	2,400	120	HPG	33,662	34,025	23,750	(29.9)	39	17/10/2022
126	CPDR2201	3.66550	: 1	3,000	50	PDR	83,084	83,267	57,600	(31.1)	29	03/10/2022
127	CKDH2201	7.26900	: 1	1,500	30	KDH	55,988	56,206	38,700	(31.4)	29	03/10/2022
128	CTPB2201	4.00000	: 1	1,800	20	TPB	42,000	42,080	28,400	(32.7)	19	19/09/2022
129	CSTB2206	2.00000	: 1	2,390	40	STB	37,500	37,580	25,100	(33.3)	23	23/09/2022
130	CVHM2202	7.77300	: 1	1,700	30	VHM	90,362	90,595	60,100	(33.5)	18	16/09/2022
131	CHPG2210	6.05160	: 1	1,100	60	HPG	36,141	36,504	23,750	(34.7)	40	18/10/2022
132	CVIC2201	16.00000	: 1	1,500	40	VIC	103,979	104,619	67,900	(36.1)	19	19/09/2022
133	CHPG2201	7.56450	: 1	1,300	40	HPG	37,570	37,873	23,750	(37.1)	41	19/10/2022
134	CHPG2203	3.02580	: 1	2,200	20	HPG	38,957	39,018	23,750	(38.9)	18	16/09/2022
135	CHPG2207	2.26940	: 1	2,200	30	HPG	38,957	39,025	23,750	(38.9)	23	23/09/2022
136	CHPG2202	7.56450	: 1	1,100	30	HPG	40,764	40,991	23,750	(41.8)	19	19/09/2022

Source: Bloomberg, Fiinpro, KIS

CW: Covered warrant, Sort by % Premium

Global Disclaimer

■ General

This research report and marketing materials for Vietnamese securities are originally prepared and issued by the Research Center of KIS Vietnam Securities Corp., an organization licensed with the State Securities Commission of Vietnam. The analyst(s) who participated in preparing and issuing this research report and marketing materials is/are licensed and regulated by the State Securities Commission of Vietnam in Vietnam only. This report and marketing materials are copyrighted and may not be copied, redistributed, forwarded or altered in any way without the consent of KIS Vietnam Securities Corp..

This research report and marketing materials are for information purposes only. They are not and should not be construed as an offer or solicitation of an offer to purchase or sell any securities or other financial instruments or to participate in any trading strategy. This research report and marketing materials do not provide individually tailored investment advice. This research report and marketing materials do not take into account individual investor circumstances, objectives or needs, and are not intended as recommendations of particular securities, financial instruments or strategies to any particular investor. The securities and other financial instruments discussed in this research report and marketing materials may not be suitable for all investors. The recipient of this research report and marketing materials must make their own independent decisions regarding any securities or financial instruments mentioned herein and investors should seek the advice of a financial adviser. KIS Vietnam Securities Corp. does not undertake that investors will obtain any profits, nor will it share with investors any investment profits. KIS Vietnam Securities Corp., its affiliates, or their affiliates and directors, officers, employees or agents of each of them disclaim any and all responsibility or liability whatsoever for any loss (director consequential) or damage arising out of the use of all or any part of this report or its contents or otherwise arising in connection therewith. Information and opinions contained herein are subject to change without notice and may differ or be contrary to opinions expressed by other business areas or KIS Vietnam Securities Corp. The final investment decision is based on the client's judgment, and this research report and marketing materials cannot be used as evidence in any legal dispute related to investment decisions.

■ Country-specific disclaimer

United States: This report is distributed in the U.S. by Korea Investment & Securities America, Inc., a member of FINRA/SIPC, and is only intended for major U.S. institutional investors as defined in Rule 15a-6(a)(2) under the U.S. Securities Exchange Act of 1934. All U.S. persons that receive this document by their acceptance thereof represent and warrant that they are a major U.S. institutional investor and have not received this report under any express or implied understanding that they will direct commission income to Korea Investment & Securities, Co., Ltd. or its affiliates. Pursuant to Rule 15a-6(a)(3), any U.S. recipient of this document wishing to effect a transaction in any securities discussed herein should contact and place orders with Korea Investment & Securities America, Inc., which accepts responsibility for the contents of this report in the U.S. The securities described in this report may not have been registered under the U.S. Securities Act of 1933, as amended, and, in such case, may not be offered or sold in the U.S. or to U.S. person absent registration or an applicable exemption from the registration requirement.

United Kingdom: This report is not an invitation nor is it intended to be an inducement to engage in investment activity for the purpose of section 21 of the Financial Services and Markets Act 2000 of the United Kingdom ("FSMA"). To the extent that this report does constitute such an invitation or inducement, it is directed only at (i) persons who are investment professionals within the meaning of Article 19(5) of the Financial Services and Markets Act 2000 (Financial Promotion) Order 2005 (as amended) of the United Kingdom (the "Financial Promotion Order"); (ii) persons who fall within Articles 49(2)(a) to (d) ("high net worth companies, unincorporated associations etc.") of the Financial Promotion Order; and (iii) any other persons to whom this report can, for the purposes of section 21 of FSMA, otherwise lawfully be made (all such persons together being referred to as "relevant persons"). Any investment or investment activity to which this report relates is available only to relevant persons and will be engaged in only with relevant persons. Persons who are not relevant persons must not act or rely on this report.

Hong Kong: This research report and marketing materials may be distributed in Hong Kong to institutional clients by Korea Investment & Securities Asia Limited (KISA), a Hong Kong representative subsidiary of Korea Investment & Securities Co., Ltd., and may not otherwise be distributed to any other party. KISA provides equity sales service to institutional clients in Hong Kong for Korean securities under its sole discretion, and is thus solely responsible for provision of the aforementioned equity selling activities in Hong Kong. All requests by and correspondence with Hong Kong investors involving securities discussed in this report and marketing materials must be effected through KISA, which is registered with The Securities & Futures Commission (SFC) of Hong Kong. Korea Investment & Securities Co., Ltd. is not a registered financial institution under Hong Kong's SFC.

Singapore: This report is provided pursuant to the financial advisory licensing exemption under Regulation 27(1)(e) of the Financial Advisers Regulation of Singapore and accordingly may only be provided to persons in Singapore who are "institutional investors" as defined in Section 4A of the Securities and Futures Act, Chapter 289 of Singapore. This report is intended only for the person to whom Korea Investment & Securities Co., Ltd. has provided this report and such person may not send, forward or transmit in any way this report or any copy of this report to any other person. Please contact Korea Investment & Securities Singapore Pte Ltd in respect of any matters arising from, or in connection with, the analysis or report (Contact Number: 65 6501 5600).

Copyright © 2022 KIS Vietnam Securities Corp. All rights reserved. No part of this report may be reproduced or distributed in any manner without permission of KIS Vietnam Securities Corp.