

Financials' CWs keep absorbing trading interest

Market overview

Last week, trading activity ticked up across the covered warrant market. Particularly, trading volume was 157mn shares, approximately VND75bn, up 10% WoW. With trading value by underlying asset, covered warrants which have STB as the underlying asset kept attracting the most of trading interest, followed by HPG and FPT. By tickers, CSTB2212 (16.5%) continued to have the highest trading value, followed by CHPG2203 (-28.9%) and CFPT2203.

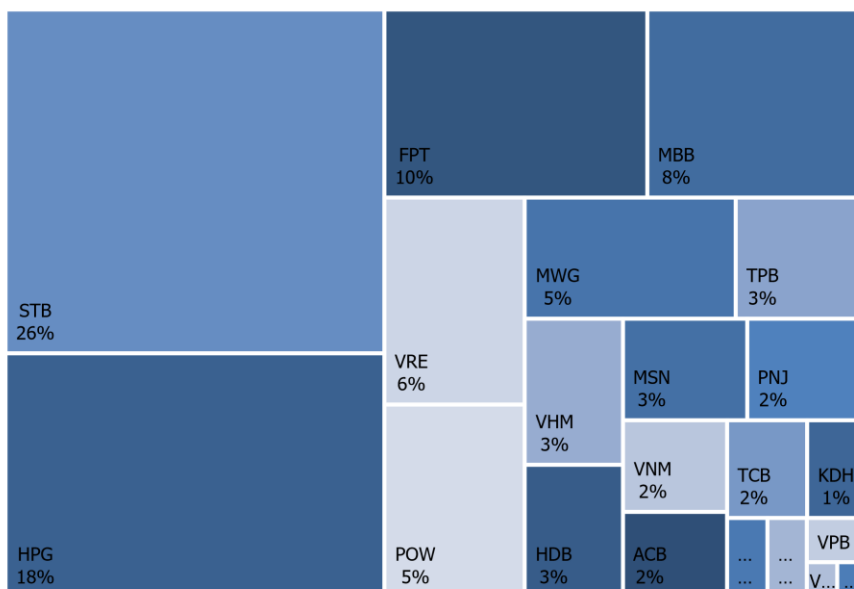
Foreign trading activity

Foreign trading activity increased in both supply and demand. However, selling pressure kept overwhelming supply. Net sell value was VND3.3bn. By underlying asset, covered warrants which have STB as the underlying asset absorbed the highest trading value from foreigners, followed by HPG and TPB.

By tickers, CVRE2209 (12.8%), CSTB2211 (16.7%), and CHDB2206 (13.3%) attracted most of foreign demand whilst large sell orders were placed on CVRE2211 (14.9%), CHPG2215 (-13.4%), and CHDB2208 (8.4%).

Note: The covered warrant market is commonly used for short-term trading which means volatility level is extremely high. Notably, covered warrant has the positive correlation with its underlying, the short-term fluctuation in the underlying price could lead to the big move in covered warrant.

Figure 1. CW trading value by underlying asset



Source: FiinPro, KIS

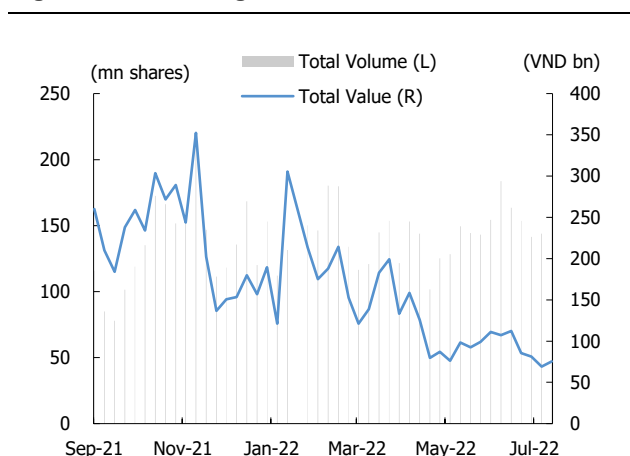
Table 1. Market overview

Number of CW	133
Trading volume (share mn)	157
Trading value (VND bn)	75
Increasing CW	37
Decreasing CW	77
Unchanged CW	14

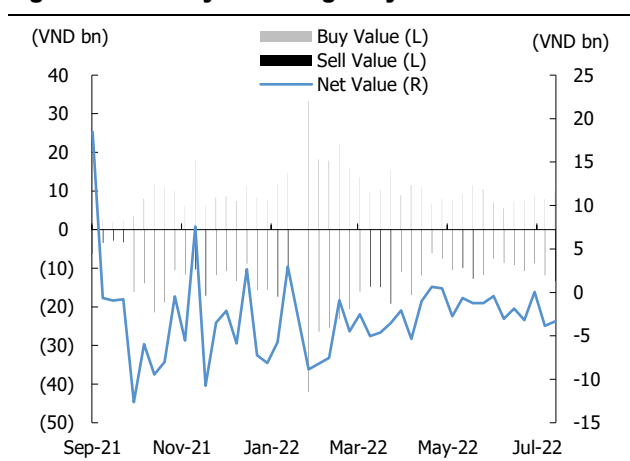
Source: Fiinpro, KIS

Dang Le

dang.lh@kisvn.vn

Figure 2. CW trading value and volume

Source: FiinPro, KIS

Figure 3. Weekly net foreign buy/sell

Source: FiinPro, KIS

Table 3. Top 10 foreign net buys

(VND, %WoW, VND bn)

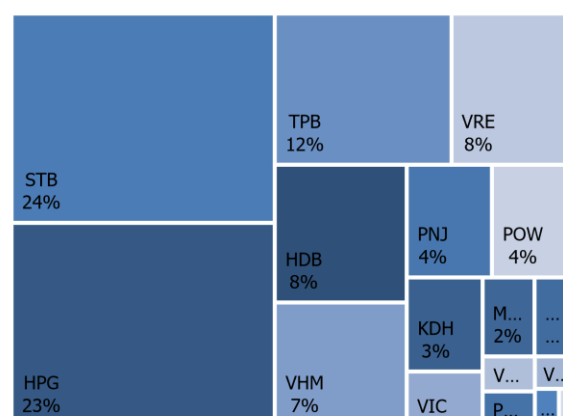
Ticker	Last Trading Date	Price	% Chg	Buy	Sell	Net
CVRE2209	27/12/2022	440	12.8	699	352	347
CSTB2211	27/12/2022	630	16.7	1,477	1,224	254
CHDB2206	03/01/2023	340	13.3	424	180	244
CSTB2201	21/09/2022	170	21.4	273	31	241
CSTB2215	28/03/2023	1,350	17.4	882	660	222
CVRE2207	20/10/2022	210	31.3	180	74	106
CKDH2201	05/10/2022	70	16.7	99	8	91
CPNJ2202	03/10/2022	740	(18.7)	94	30	64
CVHM2211	28/03/2023	700	(2.8)	130	74	56
CSTB2207	22/08/2022	80	14.3	144	94	50

Source: FiinPro, KIS
Data as of 25-29 Jul 2022**Table 2. Top 10 trading value**

(VND, %WoW, VND, VND bn)

Ticker	Last Trading Date	Price	% Chg	Trading value
CSTB2212	31/10/2022	1,620	16.5	5.81
CHPG2213	31/10/2022	910	(28.9)	5.34
CFPT2203	01/08/2022	-	-	4.18
CMBB2205	31/10/2022	1,090	(2.7)	3.98
CSTB2210	11/07/2022	830	36.1	3.24
CSTB2211	27/12/2022	630	16.7	2.54
CHPG2215	28/03/2023	580	(13.4)	2.03
CPOW2204	28/03/2023	730	(2.7)	1.65
CPOW2203	05/09/2022	250	(37.5)	1.26
CSTB2215	28/03/2023	1,350	17.4	1.25

Source: FiinPro, KIS

Figure 4. Foreign trading by underlying asset

Source: FiinPro, KIS

Table 4. Top 10 foreign net sells

(VND, %WoW, VND bn)

Ticker	Last Trading Date	Price	% Chg	Buy	Sell	Net
CVRE2211	28/03/2023	770	14.9	93	1,048	(955)
CHPG2215	28/03/2023	580	(13.4)	702	1,382	(680)
CHDB2208	08/03/2023	1,160	8.4	149	761	(613)
CHPG2212	27/12/2022	280	(12.5)	357	927	(570)
CHPG2214	03/01/2023	280	(20.0)	432	974	(542)
CTPB2203	28/10/2022	610	(23.8)	341	774	(433)
CVHM2210	03/01/2023	300	(3.2)	405	837	(432)
CKDH2209	28/03/2023	1,350	28.6	50	439	(389)
CPOW2204	28/03/2023	730	(2.7)	722	1,005	(283)
CTPB2204	28/03/2023	800	(11.1)	531	806	(275)

Source: FiinPro, KIS
Data as of 25-29 Jul 2022

Table 5. Covered warrant statistic by VN30 constituent

(VND bn, %, Shares)

Underlying asset	Name	Industry	Market Cap	Foreign ownership	CW number	CW market cap	CW trading value	CW trading volume
ACB	Asia Commercial Bank	Financials	84,436	30.0	3	16	1.0	1,373,100
BID	BIDV	Financials	197,282	16.9	-	-	-	-
BVH	Bao Viet Group	Financials	43,946	26.6	-	-	-	-
CTG	VietinBank	Financials	137,925	26.6	-	-	-	-
FPT	FPT Corp	Information Technology	92,150	49.0	3	12	5.6	3,347,400
GAS	PetroVietnam Gas	Utilities	206,515	3.0	-	-	-	-
GVR	Viet Nam Rubber Group	Materials	98,800	0.4	-	-	-	-
HDB	HDBank	Financials	49,702	17.0	7	13	1.5	4,080,600
HPG	Hoa Phat Group	Materials	132,577	20.3	13	24	10.4	29,241,500
KDH	Khang Dien House	Real Estate	27,598	31.8	7	17	0.6	3,188,100
MBB	MBBank	Financials	100,126	23.2	6	21	4.6	5,181,800
MSN	Masan Group	Consumer Staples	155,755	28.9	9	24	1.4	2,833,300
MWG	Mobile World Investment	Consumer Discretionary	89,725	49.0	7	11	2.9	6,217,700
NVL	Novaland	Real Estate	145,653	5.9	8	14	0.4	3,171,500
PDR	Phat Dat Real Estate	Real Estate	36,000	2.5	5	3	0.1	1,482,500
PLX	Petrolimex	Energy	53,111	17.3	-	-	-	-
PNJ	Phu Nhuan Jewelry	Consumer Discretionary	31,615	2.3	3	7	3.0	6,828,600
POW	PV Power	Utilities	117,354	62.7	-	-	-	-
SAB	SABECO	Consumer Staples	33,975	34.2	-	-	-	-
SSI	SSI Securities Corp.	Financials	47,507	22.2	13	50	14.6	21,550,400
STB	Sacombank	Financials	135,521	22.5	5	12	0.9	3,369,000
TCB	Techcombank	Financials	43,103	30.0	3	14	1.8	2,617,600
TPB	Tien Phong Bank	Financials	364,404	23.5	-	-	-	-
VCB	Vietcombank	Financials	261,262	23.2	11	17	1.6	7,903,200
VHM	Vinhomes	Real Estate	56,169	20.5	-	-	-	-
VIC	VinGroup	Real Estate	246,762	12.0	6	2	0.4	2,333,200
VJC	Vietjet Air	Industrials	68,839	16.8	4	8	0.1	875,900
VNM	Vinamilk	Consumer Staples	153,612	54.7	6	16	1.1	1,748,400
VPB	VPBank	Financials	129,363	17.4	4	8	0.3	1,345,300
VRE	Vincom Retail	Real Estate	65,897	31.1	10	32	3.3	8,043,500

Source: Bloomberg, Fiinpro, KIS

CW: Covered warrant

Table 6. Trading Covered warrant on HSX

(VND, %)

No	CW Code	Covered Warrant			Underlying asset				% Premium	Time to maturity	Last Trading Date
		Executive ratio	Issue price	Closing price	Underlying	Exercise price	Breakeven price	Closing price			
1	CPNJ2201	7.91370 : 1	2,300	2,930	PNJ	94,469	117,656	114,000	(2.6)	33	16/09/2022
2	CPNJ2202	24.87070 : 1	1,200	840	PNJ	99,482	120,373	114,000	(4.8)	43	30/09/2022
3	CVNM2204	9.67170 : 1	1,500	750	VNM	70,603	77,857	72,800	(6.4)	46	05/10/2022
4	CVNM2203	19.34340 : 1	1,000	60	VNM	78,448	79,609	72,800	(8.4)	8	12/08/2022
5	CTPB2203	10.00000 : 1	1,000	670	TPB	22,999	29,699	26,600	(8.7)	61	26/10/2022
6	CMBB2206	10.00000 : 1	1,000	620	MBB	22,222	28,422	25,650	(9.0)	43	30/09/2022
7	CFPT2201	6.60360 : 1	2,100	870	FPT	87,498	93,243	83,500	(9.4)	33	16/09/2022
8	CNVL2202	16.00000 : 1	1,000	250	NVL	79,999	83,999	74,500	(11.3)	8	12/08/2022
9	CMSN2208	14.89040 : 1	2,400	1,270	MSN	104,233	123,144	106,100	(11.4)	46	05/10/2022
10	CPNJ2203	24.87070 : 1	1,300	830	PNJ	109,430	130,073	114,000	(11.9)	108	30/12/2022
11	CMWG2201	4.97110 : 1	2,600	690	MWG	66,861	70,291	61,000	(12.3)	33	16/09/2022
12	CACB2204	1.60130 : 1	2,500	1,460	ACB	26,021	28,359	24,600	(13.1)	68	04/11/2022
13	CACB2203	2.40190 : 1	2,500	820	ACB	26,421	28,391	24,600	(13.2)	54	17/10/2022
14	CSTB2214	2.00000 : 1	1,630	2,720	STB	23,000	28,440	24,700	(14.0)	112	05/01/2023
15	CMSN2204	9.92690 : 1	1,900	1,140	MSN	115,649	126,966	106,100	(14.1)	68	04/11/2022
16	CMSN2203	19.85390 : 1	1,000	60	MSN	125,863	127,054	106,100	(14.2)	13	19/08/2022
17	CVRE2205	5.00000 : 1	1,000	110	VRE	32,222	32,772	28,000	(14.3)	13	19/08/2022
18	CVNM2205	15.47470 : 1	1,000	500	VNM	77,372	85,109	72,800	(14.3)	55	18/10/2022
19	CVNM2206	8.70450 : 1	1,950	850	VNM	77,737	85,136	72,800	(14.4)	54	17/10/2022
20	CFPT2204	8.25450 : 1	2,900	1,390	FPT	87,498	98,972	83,500	(14.6)	89	05/12/2022
21	CMBB2207	10.00000 : 1	1,000	690	MBB	23,456	30,356	25,650	(14.8)	108	30/12/2022
22	CSTB2211	8.00000 : 1	1,000	680	STB	23,333	28,773	24,700	(15.0)	103	23/12/2022
23	CMSN2202	8.27580 : 1	2,220	290	MSN	126,620	129,020	106,100	(15.5)	46	05/10/2022
24	CMBB2201	2.00000 : 1	2,700	610	MBB	29,500	30,720	25,650	(15.8)	33	16/09/2022
25	CHDB2203	5.00000 : 1	1,100	20	HDB	28,888	28,988	24,150	(15.8)	8	12/08/2022
26	CVNM2207	15.47470 : 1	1,100	1,160	VNM	68,668	86,619	72,800	(15.8)	168	24/03/2023
27	CHDB2207	3.00000 : 1	2,500	1,500	HDB	24,500	29,000	24,150	(15.9)	89	05/12/2022
28	CACB2201	3.20260 : 1	1,500	270	ACB	28,423	29,288	24,600	(15.9)	33	16/09/2022
29	CKDH2208	4.54310 : 1	2,400	2,080	KDH	35,891	45,341	37,500	(16.1)	89	05/12/2022
30	CVJC2203	20.00000 : 1	1,400	990	VJC	131,131	150,931	125,700	(16.1)	103	23/12/2022
31	CTPB2204	10.00000 : 1	1,000	850	TPB	23,888	32,388	26,600	(16.2)	168	24/03/2023
32	CMSN2205	19.85390 : 1	1,200	860	MSN	113,146	130,220	106,100	(16.2)	103	23/12/2022
33	CNVL2204	16.00000 : 1	1,000	190	NVL	85,999	89,039	74,500	(16.3)	33	16/09/2022
34	CSTB2207	5.00000 : 1	1,000	90	STB	28,888	29,338	24,700	(16.6)	13	19/08/2022
35	CSTB2215	5.00000 : 1	1,100	1,440	STB	22,222	29,422	24,700	(16.8)	168	24/03/2023
36	CSTB2212	2.00000 : 1	3,000	1,740	STB	26,000	29,480	24,700	(17.0)	63	28/10/2022
37	CHDB2205	5.00000 : 1	1,000	460	HDB	27,111	29,411	24,150	(17.0)	55	18/10/2022
38	CPOW2203	2.00000 : 1	1,600	270	POW	15,700	16,240	13,350	(17.2)	21	31/08/2022
39	CMWG2203	3.47980 : 1	1,990	310	MWG	73,571	74,650	61,000	(17.4)	38	23/09/2022
40	CVRE2203	4.00000 : 1	1,600	20	VRE	33,979	34,059	28,000	(17.6)	8	12/08/2022
41	CVNM2201	15.22040 : 1	1,200	190	VNM	85,603	88,495	72,800	(17.6)	34	19/09/2022
42	CVRE2210	4.00000 : 1	2,300	1,330	VRE	28,800	34,120	28,000	(17.7)	89	05/12/2022
43	CMWG2204	4.97110 : 1	3,000	600	MWG	72,080	75,063	61,000	(17.8)	46	05/10/2022
44	CVRE2208	2.00000 : 1	2,300	1,180	VRE	32,000	34,360	28,000	(18.3)	68	04/11/2022
45	CKDH2209	7.26900 : 1	1,200	1,420	KDH	36,344	46,666	37,500	(18.5)	168	24/03/2023
46	CTCB2206	4.00000 : 1	1,700	700	TCB	43,500	46,300	37,900	(18.5)	68	04/11/2022
47	CSTB2213	8.00000 : 1	1,000	700	STB	24,444	30,044	24,700	(18.6)	108	30/12/2022

48	CSTB2202	2.00000	: 1	2,700	330	STB	29,500	30,160	24,700	(18.9)	33	16/09/2022
49	CVRE2201	4.00000	: 1	1,200	160	VRE	34,000	34,640	28,000	(18.9)	33	16/09/2022
50	CSTB2210	2.00000	: 1	2,000	850	STB	28,500	30,200	24,700	(19.0)	68	04/11/2022
51	CHDB2208	5.00000	: 1	1,100	1,250	HDB	23,999	30,249	24,150	(19.3)	168	24/03/2023
52	CMSN2209	19.85390	: 1	1,400	1,200	MSN	111,413	135,238	106,100	(19.4)	168	24/03/2023
53	CPDR2205	16.00000	: 1	1,000	810	PDR	52,999	65,959	52,600	(19.4)	168	24/03/2023
54	CNVL2205	16.00000	: 1	1,100	670	NVL	81,888	92,608	74,500	(19.5)	103	23/12/2022
55	CNVL2206	16.00000	: 1	1,000	550	NVL	83,999	92,799	74,500	(19.7)	108	30/12/2022
56	CVRE2209	8.00000	: 1	1,000	520	VRE	30,888	35,048	28,000	(19.9)	103	23/12/2022
57	CVHM2208	8.00000	: 1	1,200	740	VHM	69,000	74,920	59,900	(20.0)	68	04/11/2022
58	CVHM2207	7.77300	: 1	2,000	530	VHM	70,929	75,049	59,900	(20.1)	54	17/10/2022
59	CVRE2211	8.00000	: 1	1,000	790	VRE	28,888	35,208	28,000	(20.2)	168	24/03/2023
60	CNVL2203	5.00000	: 1	2,150	190	NVL	92,500	93,450	74,500	(20.3)	38	23/09/2022
61	CVIC2202	16.00000	: 1	1,100	20	VIC	82,222	82,542	64,000	(20.3)	8	12/08/2022
62	CVJC2202	20.00000	: 1	1,100	110	VJC	156,789	158,989	125,700	(20.4)	33	16/09/2022
63	CVJC2204	20.00000	: 1	1,500	1,260	VJC	133,979	159,179	125,700	(20.5)	168	24/03/2023
64	CVRE2207	8.00000	: 1	1,000	250	VRE	33,333	35,333	28,000	(20.5)	55	18/10/2022
65	CKDH2207	3.63450	: 1	1,700	690	KDH	45,431	47,939	37,500	(20.6)	68	04/11/2022
66	CSTB2201	5.00000	: 1	1,500	200	STB	29,888	30,888	24,700	(20.8)	34	19/09/2022
67	CPDR2204	16.00000	: 1	1,000	570	PDR	57,979	67,099	52,600	(20.8)	108	30/12/2022
68	CNVL2207	10.00000	: 1	1,270	1,010	NVL	84,000	94,100	74,500	(20.8)	112	05/01/2023
69	CVJC2201	20.00000	: 1	1,300	10	VJC	159,999	160,199	125,700	(21.0)	8	12/08/2022
70	CMBB2204	2.00000	: 1	2,200	870	MBB	31,000	32,740	25,650	(21.0)	68	04/11/2022
71	CPDR2203	10.00000	: 1	1,100	140	PDR	65,999	67,399	52,600	(21.2)	33	16/09/2022
72	CTCB2204	5.00000	: 1	2,400	590	TCB	45,000	47,950	37,900	(21.3)	46	05/10/2022
73	CVIC2204	16.00000	: 1	1,000	20	VIC	83,333	83,653	64,000	(21.4)	13	19/08/2022
74	CVRE2204	5.00000	: 1	1,000	550	VRE	33,000	35,750	28,000	(21.5)	46	05/10/2022
75	CPDR2202	11.72960	: 1	1,200	20	PDR	67,608	67,843	52,600	(21.7)	8	12/08/2022
76	CKDH2204	7.26900	: 1	1,300	20	KDH	48,460	48,605	37,500	(21.7)	8	12/08/2022
77	CMWG2207	5.96520	: 1	3,090	730	MWG	74,565	78,920	61,000	(21.8)	68	04/11/2022
78	CVHM2205	15.54610	: 1	1,000	10	VHM	76,650	76,805	59,900	(21.9)	8	12/08/2022
79	CMSN2207	9.92690	: 1	1,940	1,200	MSN	128,058	139,970	106,100	(22.1)	112	05/01/2023
80	CVHM2209	15.54610	: 1	1,000	460	VHM	69,979	77,130	59,900	(22.3)	103	23/12/2022
81	CNVL2208	16.00000	: 1	1,200	1,000	NVL	79,999	95,999	74,500	(22.4)	168	24/03/2023
82	CMWG2205	4.97110	: 1	2,200	450	MWG	77,300	79,537	61,000	(22.5)	68	04/11/2022
83	CKDH2206	7.26900	: 1	1,100	130	KDH	48,156	49,101	37,500	(22.5)	33	16/09/2022
84	CHDB2201	5.00000	: 1	1,500	120	HDB	30,999	31,599	24,150	(22.8)	34	19/09/2022
85	CNVL2201	20.00000	: 1	1,100	130	NVL	93,979	96,579	74,500	(22.8)	44	03/10/2022
86	CHDB2204	2.00000	: 1	1,700	80	HDB	31,500	31,660	24,150	(22.9)	38	23/09/2022
87	CVPB2204	16.00000	: 1	1,000	390	VPB	30,888	37,128	28,700	(23.0)	73	11/11/2022
88	CVIC2206	10.00000	: 1	1,900	300	VIC	82,500	85,500	64,000	(23.1)	33	16/09/2022
89	CHPG2213	2.26940	: 1	4,000	950	HPG	26,476	28,632	21,500	(23.3)	63	28/10/2022
90	CSTB2208	5.00000	: 1	1,100	360	STB	30,111	31,911	24,700	(23.3)	55	18/10/2022
91	CVHM2211	16.00000	: 1	1,000	850	VHM	64,999	78,599	59,900	(23.7)	168	24/03/2023
92	CMSN2201	16.55160	: 1	2,000	140	MSN	140,688	143,005	106,100	(23.7)	34	19/09/2022
93	CTCB2205	5.00000	: 1	2,300	610	TCB	46,500	49,550	37,900	(23.8)	54	17/10/2022
94	CMSN2206	19.85390	: 1	1,000	550	MSN	132,359	143,279	106,100	(23.9)	108	30/12/2022
95	CVPB2201	5.00000	: 1	1,300	130	VPB	37,000	37,650	28,700	(24.1)	33	16/09/2022
96	CPOW2204	5.00000	: 1	1,000	750	POW	13,979	17,729	13,350	(24.1)	168	24/03/2023
97	CVRE2206	5.00000	: 1	1,100	350	VRE	35,555	37,305	28,000	(24.7)	55	18/10/2022
98	CMBB2205	2.00000	: 1	3,000	1,210	MBB	32,000	34,420	25,650	(24.9)	63	28/10/2022

99	CVIC2203	10.00000	: 1	1,200	210	VIC	86,000	88,100	64,000	(25.4)	46	05/10/2022
100	CVPB2205	4.00000	: 1	2,100	220	VPB	37,500	38,380	28,700	(25.5)	33	16/09/2022
101	CHDB2206	8.00000	: 1	1,000	360	HDB	29,999	32,879	24,150	(25.8)	108	30/12/2022
102	CHPG2215	10.00000	: 1	1,000	670	HPG	22,999	29,699	21,500	(26.0)	168	24/03/2023
103	CVIC2205	16.00000	: 1	1,100	160	VIC	86,666	89,226	64,000	(26.3)	55	18/10/2022
104	CPNJ2204	10.00000	: 1	2,090	1,290	PNJ	143,000	155,900	114,000	(26.5)	112	05/01/2023
105	CVPB2206	2.00000	: 1	3,000	610	VPB	38,000	39,220	28,700	(27.1)	68	04/11/2022
106	CHPG2212	7.56450	: 1	1,000	330	HPG	27,829	30,325	21,500	(27.6)	103	23/12/2022
107	CSTB2209	3.00000	: 1	2,400	600	STB	32,000	33,800	24,700	(27.6)	54	17/10/2022
108	CMBB2203	2.00000	: 1	1,900	140	MBB	35,500	35,780	25,650	(27.7)	38	23/09/2022
109	CKDH2205	2.72590	: 1	1,750	60	KDH	52,700	52,864	37,500	(28.0)	38	23/09/2022
110	CVHM2206	4.85820	: 1	1,790	100	VHM	83,560	84,046	59,900	(28.7)	38	23/09/2022
111	CSTB2205	8.00000	: 1	1,000	10	STB	34,567	34,647	24,700	(29.4)	8	12/08/2022
112	CHPG2208	3.78230	: 1	2,500	260	HPG	30,258	31,241	21,500	(29.7)	46	05/10/2022
113	CVHM2210	16.00000	: 1	1,000	340	VHM	79,999	85,439	59,900	(29.8)	108	30/12/2022
114	CHPG2214	7.56450	: 1	1,000	350	HPG	28,744	31,392	21,500	(30.0)	108	30/12/2022
115	CVHM2201	15.54610	: 1	1,300	50	VHM	85,191	85,968	59,900	(30.3)	34	19/09/2022
116	CPOW2202	5.00000	: 1	1,000	270	POW	17,999	19,349	13,350	(30.5)	73	11/11/2022
117	CTCB2201	4.00000	: 1	2,100	70	TCB	55,000	55,280	37,900	(31.7)	33	16/09/2022
118	CKDH2201	7.26900	: 1	1,500	80	KDH	55,988	56,570	37,500	(32.8)	44	03/10/2022
119	CMWG2206	4.97110	: 1	2,590	920	MWG	88,060	92,633	61,000	(33.4)	112	05/01/2023
120	CVHM2202	7.77300	: 1	1,700	40	VHM	90,362	90,673	59,900	(33.9)	33	16/09/2022
121	CVHM2115	9.71630	: 1	1,230	20	VHM	91,333	91,527	59,900	(34.5)	9	15/08/2022
122	CSTB2206	2.00000	: 1	2,390	110	STB	37,500	37,720	24,700	(35.1)	38	23/09/2022
123	CHPG2211	3.02580	: 1	2,400	190	HPG	33,662	34,237	21,500	(35.8)	54	17/10/2022
124	CTPB2201	4.00000	: 1	1,800	90	TPB	42,000	42,360	26,600	(36.0)	34	19/09/2022
125	CPDR2201	3.66550	: 1	3,000	100	PDR	83,084	83,451	52,600	(36.3)	44	03/10/2022
126	CHPG2209	6.05160	: 1	1,000	30	HPG	34,460	34,642	21,500	(36.6)	13	19/08/2022
127	CVIC2201	16.00000	: 1	1,500	50	VIC	103,979	104,779	64,000	(37.2)	34	19/09/2022
128	CHPG2210	6.05160	: 1	1,100	80	HPG	36,141	36,625	21,500	(40.0)	55	18/10/2022
129	CHPG2206	7.56450	: 1	1,000	10	HPG	36,981	37,057	21,500	(40.7)	8	12/08/2022
130	CHPG2201	7.56450	: 1	1,300	50	HPG	37,570	37,948	21,500	(42.1)	56	19/10/2022
131	CHPG2203	3.02580	: 1	2,200	30	HPG	38,957	39,048	21,500	(43.7)	33	16/09/2022
132	CHPG2207	2.26940	: 1	2,200	100	HPG	38,957	39,184	21,500	(43.9)	38	23/09/2022
133	CHPG2202	7.56450	: 1	1,100	30	HPG	40,764	40,991	21,500	(46.4)	34	19/09/2022

Source: Bloomberg, Fiinpro, KIS

CW: Covered warrant, Sort by % Premium

Global Disclaimer

■ General

This research report and marketing materials for Vietnamese securities are originally prepared and issued by the Research Center of KIS Vietnam Securities Corp., an organization licensed with the State Securities Commission of Vietnam. The analyst(s) who participated in preparing and issuing this research report and marketing materials is/are licensed and regulated by the State Securities Commission of Vietnam in Vietnam only. This report and marketing materials are copyrighted and may not be copied, redistributed, forwarded or altered in any way without the consent of KIS Vietnam Securities Corp..

This research report and marketing materials are for information purposes only. They are not and should not be construed as an offer or solicitation of an offer to purchase or sell any securities or other financial instruments or to participate in any trading strategy. This research report and marketing materials do not provide individually tailored investment advice. This research report and marketing materials do not take into account individual investor circumstances, objectives or needs, and are not intended as recommendations of particular securities, financial instruments or strategies to any particular investor. The securities and other financial instruments discussed in this research report and marketing materials may not be suitable for all investors. The recipient of this research report and marketing materials must make their own independent decisions regarding any securities or financial instruments mentioned herein and investors should seek the advice of a financial adviser. KIS Vietnam Securities Corp. does not undertake that investors will obtain any profits, nor will it share with investors any investment profits. KIS Vietnam Securities Corp., its affiliates, or their affiliates and directors, officers, employees or agents of each of them disclaim any and all responsibility or liability whatsoever for any loss (director consequential) or damage arising out of the use of all or any part of this report or its contents or otherwise arising in connection therewith. Information and opinions contained herein are subject to change without notice and may differ or be contrary to opinions expressed by other business areas or KIS Vietnam Securities Corp. The final investment decision is based on the client's judgment, and this research report and marketing materials cannot be used as evidence in any legal dispute related to investment decisions.

■ Country-specific disclaimer

United States: This report is distributed in the U.S. by Korea Investment & Securities America, Inc., a member of FINRA/SIPC, and is only intended for major U.S. institutional investors as defined in Rule 15a-6(a)(2) under the U.S. Securities Exchange Act of 1934. All U.S. persons that receive this document by their acceptance thereof represent and warrant that they are a major U.S. institutional investor and have not received this report under any express or implied understanding that they will direct commission income to Korea Investment & Securities, Co., Ltd. or its affiliates. Pursuant to Rule 15a-6(a)(3), any U.S. recipient of this document wishing to effect a transaction in any securities discussed herein should contact and place orders with Korea Investment & Securities America, Inc., which accepts responsibility for the contents of this report in the U.S. The securities described in this report may not have been registered under the U.S. Securities Act of 1933, as amended, and, in such case, may not be offered or sold in the U.S. or to U.S. person absent registration or an applicable exemption from the registration requirement.

United Kingdom: This report is not an invitation nor is it intended to be an inducement to engage in investment activity for the purpose of section 21 of the Financial Services and Markets Act 2000 of the United Kingdom ("FSMA"). To the extent that this report does constitute such an invitation or inducement, it is directed only at (i) persons who are investment professionals within the meaning of Article 19(5) of the Financial Services and Markets Act 2000 (Financial Promotion) Order 2005 (as amended) of the United Kingdom (the "Financial Promotion Order"); (ii) persons who fall within Articles 49(2)(a) to (d) ("high net worth companies, unincorporated associations etc.") of the Financial Promotion Order; and (iii) any other persons to whom this report can, for the purposes of section 21 of FSMA, otherwise lawfully be made (all such persons together being referred to as "relevant persons"). Any investment or investment activity to which this report relates is available only to relevant persons and will be engaged in only with relevant persons. Persons who are not relevant persons must not act or rely on this report.

Hong Kong: This research report and marketing materials may be distributed in Hong Kong to institutional clients by Korea Investment & Securities Asia Limited (KISA), a Hong Kong representative subsidiary of Korea Investment & Securities Co., Ltd., and may not otherwise be distributed to any other party. KISA provides equity sales service to institutional clients in Hong Kong for Korean securities under its sole discretion, and is thus solely responsible for provision of the aforementioned equity selling activities in Hong Kong. All requests by and correspondence with Hong Kong investors involving securities discussed in this report and marketing materials must be effected through KISA, which is registered with The Securities & Futures Commission (SFC) of Hong Kong. Korea Investment & Securities Co., Ltd. is not a registered financial institution under Hong Kong's SFC.

Singapore: This report is provided pursuant to the financial advisory licensing exemption under Regulation 27(1)(e) of the Financial Advisers Regulation of Singapore and accordingly may only be provided to persons in Singapore who are "institutional investors" as defined in Section 4A of the Securities and Futures Act, Chapter 289 of Singapore. This report is intended only for the person to whom Korea Investment & Securities Co., Ltd. has provided this report and such person may not send, forward or transmit in any way this report or any copy of this report to any other person. Please contact Korea Investment & Securities Singapore Pte Ltd in respect of any matters arising from, or in connection with, the analysis or report (Contact Number: 65 6501 5600).

Copyright © 2022 KIS Vietnam Securities Corp. All rights reserved. No part of this report may be reproduced or distributed in any manner without permission of KIS Vietnam Securities Corp.