

Securities

Non-rated

2Q22 Market updates

Accounts opening: Tsunami

- In contrast to unfavorable market movements in the second quarter, securities companies did a great job to gain an enormous number of accounts. In 2Q22 separately, there were 1.174mn new accounts (+73.6% qoq, new high record established). Year-to-date, 1H22 results exceeded 2021's full-year number by 20%. This indicated that the attention of stock market was still intact.
- In the detailed description, total of new accounts opened in April was 231,275 which is not a new high record but only less than the high record established in March. In addition, May recorded 476,711 accounts which is an extremely high peak (3.7x vs. 2021 average), even if we compared to the nearest record (+76% vs. March 2022). Then, June closed the quarter with 466,483 accounts that slightly decreased qoq but was quite impressive to the previous.
- As usual, retail investors continued to be the most crowded force when accounted for 99.99% of accounts.
- The accumulated number of accounts reached 6.12mn which is equivalent to 6.2% of the population.

Trading value: Disappeared high-value sessions in 2Q22

- Trading value was down significantly due to both internal and external risks. External risk is from a very unstable macro condition. Internal risk is from the action of regulators and supervisors in the effort to clean up the stock market.
- Starting from Apr 2022, ADTV was back to the average of 2021 at around 26tn per session. Following that, ADTV in May and June surprisingly decreased by 32% yoy, reaching 17.7tn per session.
- Combined 2Q22 ADTV on 3 bourses was VND20.5tn (-34.2% QoQ, -21.8% YoY). With such unpredictable occurrences, there is no way for securities companies to have flourishing results in this quarter in comparison to both QoQ or YoY basis.

Brokerage market: VPS fell back while HSC came back

- The competition of securities companies in brokerage spotted interesting developments. VPS ended a 13-quarter streak with positive quarterly growth rates from 2019 by a 0.84pts decline. This is the biggest market share loss in Top 10. The second and third runner-ups are still called names SSI and VND, respectively.
- The highlight in this quarter was the coming back of HSC to Top 4. After an unhappy year losing market share and Top 3, Top 4 places to other players, HSC got the biggest growth of 0.82pts in 2Q22. At end-Jun 2022, HSC successfully took the 4th place from TCBS.

Tri Duong
tri.dd@kisvn.vn

Table 1. HSX's brokerage market share movement

1Q22		2Q22		Mkt shr chg.	%qoq	1H22	
Ticker	Mkt shr.	Ticker	Mkt shr.			Ticker	Mkt shr.
1 VPS	17.94	VPS	17.1	(0.84)	-5%	VPS	17.59
2 SSI	9.66	SSI	10.02	0.36	4%	SSI	9.81
3 VND	8.01	VND	7.96	(0.05)	-1%	VND	7.99
4 TCBS	5.55	HCM	6.06	0.82	16%	HCM	5.58
5 HCM	5.24	TCBS	5.37	(0.18)	-3%	TCBS	5.47
6 MAS	5.01	MAS	5.1	0.09	2%	MAS	5.05
7 MBS	4.52	VCI	4.94	0.52	12%	VCI	4.64
8 VCI	4.42	MBS	4.44	(0.08)	-2%	MBS	4.49
9 KIS	3.27	KIS	3.69	0.42	13%	KIS	3.44
10 FPT	3.24	FPTS	3.37	0.13	4%	FPTS	3.29

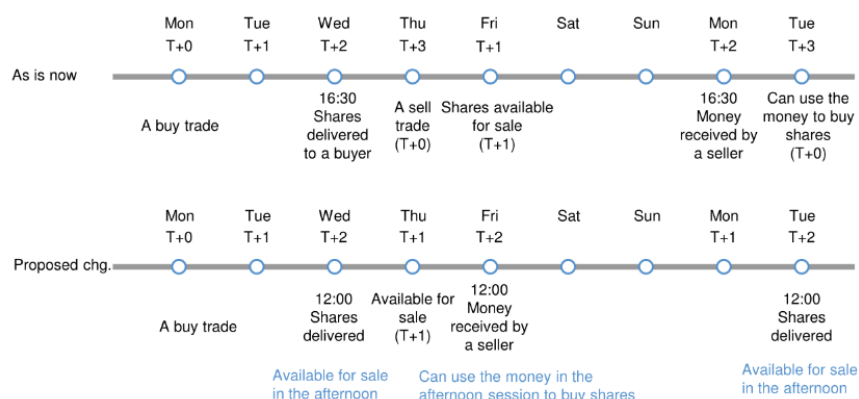
Source: HSX, Korea Investment & Securities

Note: Mkt shr. = Market share.

Shortening settlement cycle from T+2 to T+1.5

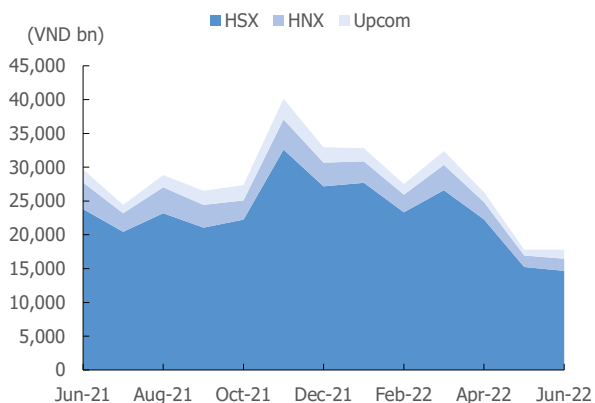
- At end-Jun, Vietnam Securities Depository (VSD) announced the “Draft Guideline on securities clearing and Settlement” aiming to reduce the settlement cycle from T+2 to T+1.5. As a result, investors are able to receive cash and tradeable securities sooner, from the afternoon session of T+2. It is expected to apply from August this year.
- To exercise the change, VSD suggests a slightly changed process and a tighter timeline for related parties. This move, in our view, is trendy when other stock markets are considering shortening their settlement cycles. For example, India moved to T+1 settlement cycle in a phased manner from Feb and U.S expected to apply T+1 in 2024.

Figure 1. New settlement cycle helps investors receive stocks/cash sooner



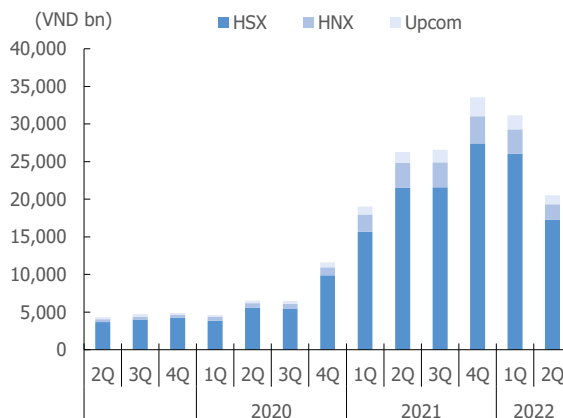
Source: Korea Investment & Securities

Figure 2. Average daily trading value - Monthly



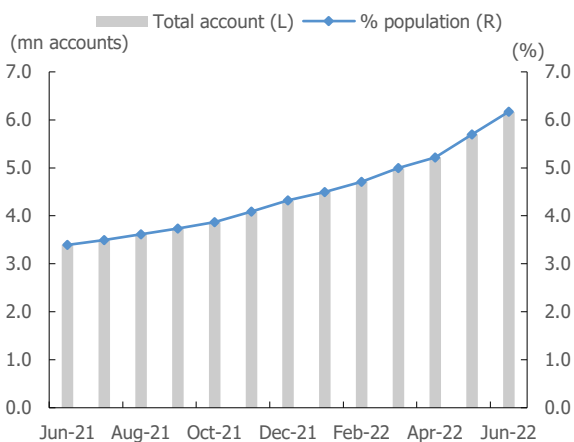
Source: Fiinpro, Korea Investment & Securities

Figure 3. Average daily trading value - Quarterly



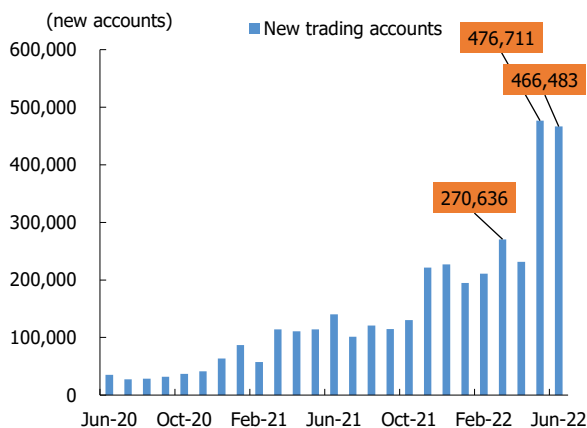
Source: Fiinpro, Korea Investment & Securities

Figure 4. Total account and ratio over population



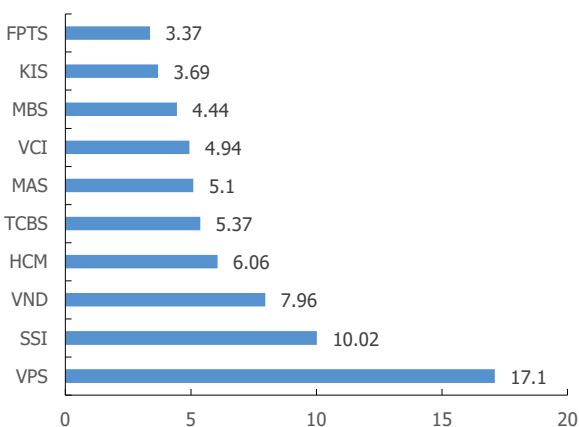
Source: VSD, Korea Investment & Securities

Figure 5. New accounts - Monthly



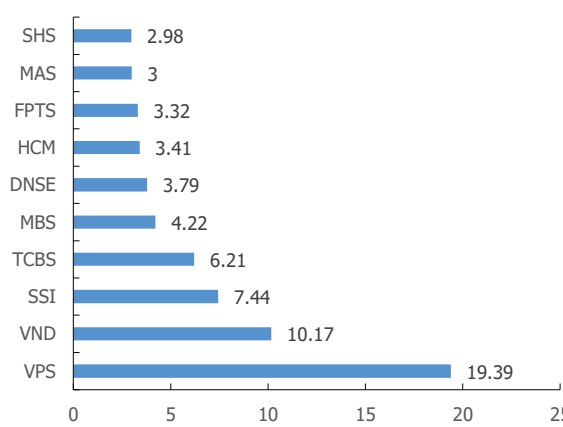
Source: VSD, Korea Investment & Securities
Note: Months with new high records in 2022 are highlighted with the detailed number.

Figure 6. HSX's market share - Top 10



Source: HSX, Korea Investment & Securities

Figure 7. HNX's market share - Top 10



Source: HNX, Korea Investment & Securities

■ **Guide to KIS Vietnam Securities Corp. stock ratings based on 12-month forward performance**

- BUY: Expected total return will be 15%p or more
- Hold: Expected total return will be between -5%p and 15%p
- Sell: Expected total return will be -5%p or less
- KIS Vietnam Securities Corp. does not offer target prices for stocks with Hold or Sell ratings.

■ **Guide to KIS Vietnam Securities Corp. sector ratings for the next 12 months**

- Overweight: Recommend increasing the sector's weighting in the portfolio compared to its respective weighting in the VNIndex based on market capitalization.
- Neutral: Recommend maintaining the sector's weighting in the portfolio in line with its respective weighting in the VNIndex based on market capitalization.
- Underweight: Recommend reducing the sector's weighting in the portfolio compared to its respective weighting in the VNIndex based on market capitalization.

■ **Analyst Certification**

I/We, as the research analyst/analysts who prepared this report, do hereby certify that the views expressed in this research report accurately reflect my/our personal views about the subject securities and issuers discussed in this report. I/We do hereby also certify that no part of my/our compensation was, is, or will be directly or indirectly related to the specific recommendations or views contained in this research report.

■ **Important compliance notice**

As of the end of the month immediately preceding the date of publication of the research report or the public appearance (or the end of the second most recent month if the publication date is less than 10 calendar days after the end of the most recent month), KIS Vietnam Securities Corp. or its affiliates does not own 1% or more of any class of common equity securities of the companies mentioned in this report.

There is no actual, material conflict of interest of the research analyst or KIS Vietnam Securities Corp. or its affiliates known at the time of publication of the research report or at the time of the public appearance.

KIS Vietnam Securities Corp. or its affiliates has not managed or co-managed a public offering of securities for the companies mentioned in this report in the past 12 months;

KIS Vietnam Securities Corp. or its affiliates has not received compensation for investment banking services from the companies mentioned in this report in the past 12 months; KIS Vietnam Securities Corp. or its affiliates does not expect to receive or intend to seek compensation for investment banking services from the companies mentioned in this report in the next 3 months.

KIS Vietnam Securities Corp. or its affiliates was not making a market in securities of the companies mentioned in this report at the time that the research report was published.

KIS Vietnam Securities Corp. does not own over 1% of shares of the companies mentioned in this report as of 8 Jul 2022.

KIS Vietnam Securities Corp. has not provided this report to various third parties.

Neither the analyst/analysts who prepared this report nor their associates own any shares of the company/companies mentioned in this report as of 8 Jul 2022.

Prepared by: Tri Duong

Global Disclaimer

■ General

This research report and marketing materials for Vietnamese securities are originally prepared and issued by the Research Center of KIS Vietnam Securities Corp., an organization licensed with the State Securities Commission of Vietnam. The analyst(s) who participated in preparing and issuing this research report and marketing materials is/are licensed and regulated by the State Securities Commission of Vietnam in Vietnam only. This report and marketing materials are copyrighted and may not be copied, redistributed, forwarded or altered in any way without the consent of KIS Vietnam Securities Corp..

This research report and marketing materials are for information purposes only. They are not and should not be construed as an offer or solicitation of an offer to purchase or sell any securities or other financial instruments or to participate in any trading strategy. This research report and marketing materials do not provide individually tailored investment advice. This research report and marketing materials do not take into account individual investor circumstances, objectives or needs, and are not intended as recommendations of particular securities, financial instruments or strategies to any particular investor. The securities and other financial instruments discussed in this research report and marketing materials may not be suitable for all investors. The recipient of this research report and marketing materials must make their own independent decisions regarding any securities or financial instruments mentioned herein and investors should seek the advice of a financial adviser. KIS Vietnam Securities Corp. does not undertake that investors will obtain any profits, nor will it share with investors any investment profits. KIS Vietnam Securities Corp., its affiliates, or their affiliates and directors, officers, employees or agents of each of them disclaim any and all responsibility or liability whatsoever for any loss (director consequential) or damage arising out of the use of all or any part of this report or its contents or otherwise arising in connection therewith. Information and opinions contained herein are subject to change without notice and may differ or be contrary to opinions expressed by other business areas or KIS Vietnam Securities Corp. The final investment decision is based on the client's judgment, and this research report and marketing materials cannot be used as evidence in any legal dispute related to investment decisions.

■ Country-specific disclaimer

United States: This report is distributed in the U.S. by Korea Investment & Securities America, Inc., a member of FINRA/SIPC, and is only intended for major U.S. institutional investors as defined in Rule 15a-6(a)(2) under the U.S. Securities Exchange Act of 1934. All U.S. persons that receive this document by their acceptance thereof represent and warrant that they are a major U.S. institutional investor and have not received this report under any express or implied understanding that they will direct commission income to Korea Investment & Securities, Co., Ltd. or its affiliates. Pursuant to Rule 15a-6(a)(3), any U.S. recipient of this document wishing to effect a transaction in any securities discussed herein should contact and place orders with Korea Investment & Securities America, Inc., which accepts responsibility for the contents of this report in the U.S. The securities described in this report may not have been registered under the U.S. Securities Act of 1933, as amended, and, in such case, may not be offered or sold in the U.S. or to U.S. person absent registration or an applicable exemption from the registration requirement.

United Kingdom: This report is not an invitation nor is it intended to be an inducement to engage in investment activity for the purpose of section 21 of the Financial Services and Markets Act 2000 of the United Kingdom ("FSMA"). To the extent that this report does constitute such an invitation or inducement, it is directed only at (i) persons who are investment professionals within the meaning of Article 19(5) of the Financial Services and Markets Act 2000 (Financial Promotion) Order 2005 (as amended) of the United Kingdom (the "Financial Promotion Order"); (ii) persons who fall within Articles 49(2)(a) to (d) ("high net worth companies, unincorporated associations etc.") of the Financial Promotion Order; and (iii) any other persons to whom this report can, for the purposes of section 21 of FSMA, otherwise lawfully be made (all such persons together being referred to as "relevant persons"). Any investment or investment activity to which this report relates is available only to relevant persons and will be engaged in only with relevant persons. Persons who are not relevant persons must not act or rely on this report.

Hong Kong: This research report and marketing materials may be distributed in Hong Kong to institutional clients by Korea Investment & Securities Asia Limited (KISA), a Hong Kong representative subsidiary of Korea Investment & Securities Co., Ltd., and may not otherwise be distributed to any other party. KISA provides equity sales service to institutional clients in Hong Kong for Korean securities under its sole discretion, and is thus solely responsible for provision of the aforementioned equity selling activities in Hong Kong. All requests by and correspondence with Hong Kong investors involving securities discussed in this report and marketing materials must be effected through KISA, which is registered with The Securities & Futures Commission (SFC) of Hong Kong. Korea Investment & Securities Co., Ltd. is not a registered financial institution under Hong Kong's SFC.

Singapore: This report is provided pursuant to the financial advisory licensing exemption under Regulation 27(1)(e) of the Financial Advisers Regulation of Singapore and accordingly may only be provided to persons in Singapore who are "institutional investors" as defined in Section 4A of the Securities and Futures Act, Chapter 289 of Singapore. This report is intended only for the person to whom Korea Investment & Securities Co., Ltd. has provided this report and such person may not send, forward or transmit in any way this report or any copy of this report to any other person. Please contact Korea Investment & Securities Singapore Pte Ltd in respect of any matters arising from, or in connection with, the analysis or report (Contact Number: 65 6501 5600).

Copyright © 2022 KIS Vietnam Securities Corp. All rights reserved. No part of this report may be reproduced or distributed in any manner without permission of KIS Vietnam Securities Corp.